



US00D890037S

(12) **United States Design Patent** (10) **Patent No.:** **US D890,037 S**
Mack (45) **Date of Patent:** **** Jul. 14, 2020**

(54) **VEHICLE REAR BUMPER UNIT**
(71) Applicant: **Rivian IP Holdings, LLC**, Plymouth, MI (US)
(72) Inventor: **Luke Mack**, Rochester Hills, MI (US)
(73) Assignee: **Rivian IP Holdings, LLC**, Plymouth, MI (US)
(**) Term: **15 Years**

D860,894 S * 9/2019 Grewer D12/196
D864,803 S * 10/2019 Sakai D12/169
D868,647 S * 12/2019 Buck D12/169
D875,625 S * 2/2020 Wheel D12/169
D877,009 S * 3/2020 Luke D12/169

* cited by examiner
Primary Examiner — Melody N Brown
(74) *Attorney, Agent, or Firm* — Haley Guiliano LLP


(21) Appl. No.: **29/669,986**
(22) Filed: **Nov. 13, 2018**
(51) **LOC (12) Cl.** **12-16**
(52) **U.S. Cl.**
USPC **D12/169**
(58) **Field of Classification Search**
USPC D12/169, 164, 196, 171, 163, 86, 90-92;
293/102, 113, 115, 117, 120; 296/180.1,
296/180.2
CPC B60R 19/02; B60R 19/04; B62D 25/08
See application file for complete search history.

(57) **CLAIM**
The ornamental design for a vehicle rear bumper unit, as shown and described.

DESCRIPTION
FIG. 1 is a front elevational view of a vehicle rear bumper unit showing my new design;
FIG. 2 is a bottom plan view thereof;
FIG. 3 is an enlarged left side elevational view thereof, the right side view being a mirror image thereof;
FIG. 4 is a front perspective view thereof; and,
FIG. 5 is a bottom, front and left side perspective view thereof.

(56) **References Cited**
U.S. PATENT DOCUMENTS
D852,691 S * 7/2019 Tovey D12/169
D856,865 S * 8/2019 Hatton D12/169

1 Claim, 5 Drawing Sheets






FIG. 1




FIG. 2




FIG. 3



FIG. 4



FIG. 5