



US00D890035S

(12) **United States Design Patent** (10) **Patent No.:** **US D890,035 S**
Tomasson et al. (45) **Date of Patent:** **** Jul. 14, 2020**

(54) **FRONT BUMPER**

Primary Examiner — Melody N Brown

(71) Applicant: **NIO NEXTEV LIMITED**, Hong Kong (HK)

(74) *Attorney, Agent, or Firm* — Sutton Magidoff Barkume LLP

(72) Inventors: **Kris Tomasson**, Munich (DE); **Juho Suh**, Munich (DE); **Jim Basté**, Munich (DE); **Kevyn Gruchala**, Munich (DE)

(57) **CLAIM**

(73) Assignee: **NIO NEXTEV LIMITED**, Hong Kong (HK)

The ornamental design for a front bumper, as shown and described.

(**) Term: **15 Years**

(21) Appl. No.: **29/666,480**

DESCRIPTION

(22) Filed: **Oct. 12, 2018**

(30) **Foreign Application Priority Data**

Apr. 13, 2018 (EM) 005233566-0004
Apr. 20, 2018 (EM) 005233566-0005

(51) **LOC (12) Cl.** **12-16**

(52) **U.S. Cl.**
USPC **D12/169**

(58) **Field of Classification Search**
USPC D12/169, 196, 86, 90-92, 163, 190, 98,
D12/164; 293/102, 113, 115, 117, 120,
293/193.11; 296/180.1, 180.2; 180/68.1,
180/68.6
CPC B60R 19/52; B60K 11/08; B62D 25/08;
B62B 9/16
See application file for complete search history.

FIG. 1 is a front elevational view of a front bumper showing our new design;

FIG. 2 is a top, left perspective view thereof;

FIG. 3 is a top, right perspective view thereof;

FIG. 4 is a right side elevational view thereof;

FIG. 5 is a left side elevational view thereof;

FIG. 6 is an another front elevational view thereof shown in use on a vehicle;

FIG. 7 is a top, left perspective view of FIG. 6;

FIG. 8 is a bottom, front and right side perspective view thereof;

FIG. 9 is a bottom, front left side perspective view thereof;

FIG. 10 is a top plan view thereof;

FIG. 11 is a bottom plan view thereof; and,

FIG. 12 is a rear elevational view thereof.

The overexposed or faded features of the motor vehicle exterior is provided for the purposes of illustrating portions of the article that form no part of the claimed design.

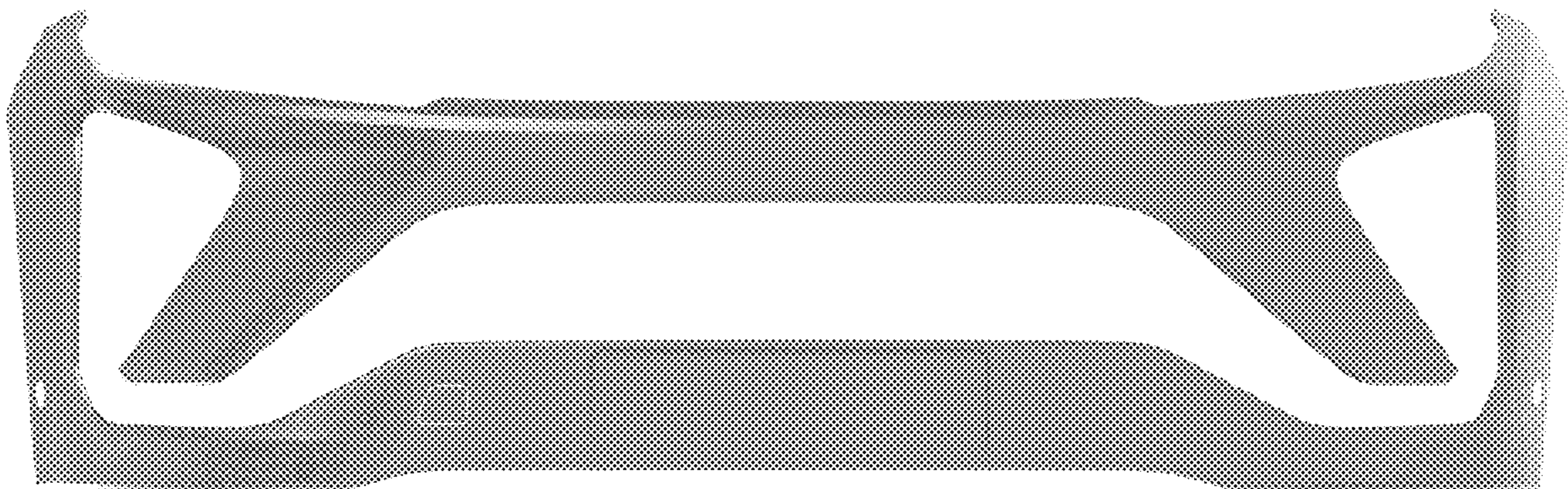
(56) **References Cited**

U.S. PATENT DOCUMENTS

D857,570 S * 8/2019 Chung et al. D12/169
D860,075 S * 9/2019 Riggs et al. D12/169
D860,076 S * 9/2019 Bartels et al. D12/169
D871,281 S * 12/2019 Lee et al. D12/169

* cited by examiner

1 Claim, 7 Drawing Sheets



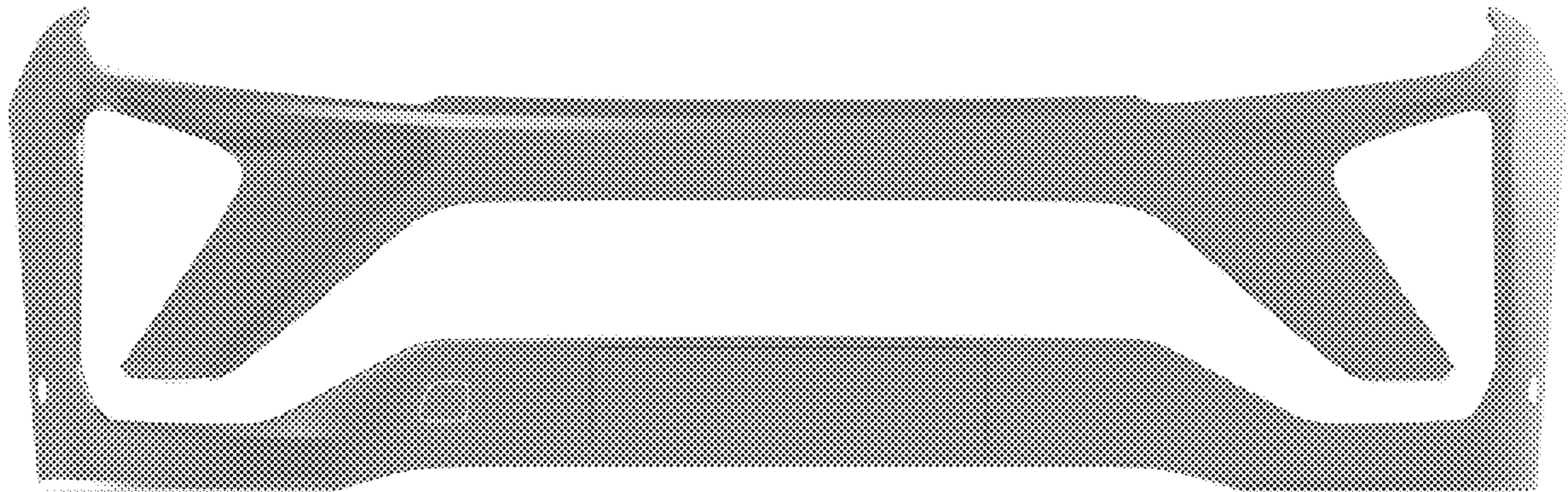


Figure 1




Figure 2




Figure 3




Figure 4




Figure 5




Figure 6




Figure 7




Figure 8




Figure 9




Figure 10




Figure 11




Figure 12