



US00D890016S

(12) **United States Design Patent** (10) **Patent No.:** **US D890,016 S**
Bernardi (45) **Date of Patent:** **** Jul. 14, 2020**

(54) **JEWELRY**

(71) Applicant: **CHRYSOS S.P.A.**, Romano d'Ezzelino (Vicenza) (IT)

(72) Inventor: **Francesco Bernardi**, Romano d'Ezzelino (IT)

(73) Assignee: **CHRYSOS S.P.A.**, Romano d'Ezzelino, Vicenza (IT)

(**) Term: **15 Years**

(21) Appl. No.: **35/506,658**

(22) Filed: **Oct. 16, 2018**

(80) **Hague Agreement Data**

Int. Filing Date: **Oct. 16, 2018**

Int. Reg. No.: **DM/103298**

Int. Reg. Date: **Oct. 16, 2018**

Int. Reg. Pub. Date: **Apr. 19, 2019**

(51) **LOC (12) Cl.** **11-01**

(52) **U.S. Cl.**
USPC **D11/91**

(58) **Field of Classification Search**
USPC D11/1, 3, 4, 26-39, 86, 91, 92, 79-85, 7, D11/8
CPC A44C 9/00; A44C 9/0007; A44C 9/0015; A44C 9/0023; A44C 9/003; A44C 9/0038; A44C 9/0046; A44C 9/0053; A44C 9/0061; A44C 9/0069; A44C 9/0076; A44C 9/0084; A44C 17/02; A44C 17/0208; A44C 17/0216; A44C 17/0225; A44C 17/0233; A44C 17/0241; A44C 17/025; A44C 17/0258; A44C 17/0266; A44C 17/0275; A44C 17/0283; A44C 17/0291; A44C 25/001; A44C 1/00

See application file for complete search history.

(56) **References Cited**

U.S. PATENT DOCUMENTS

D24,678 S *	9/1895	Oppenheimer	D11/91
D170,526 S *	10/1953	Del Mas	D11/26
D406,246 S *	3/1999	Bulgari	D11/26
D544,389 S *	6/2007	Ooten	D11/40
D793,275 S *	8/2017	Schwaninger	D11/26
D805,947 S *	12/2017	Schwaninger	D11/79
D809,416 S *	2/2018	Hardy	D11/34
D835,539 S *	12/2018	Hardy	D11/34
D872,628 S *	1/2020	Marchand	D11/34

* cited by examiner

Primary Examiner — Melanie Pellegrini

(74) *Attorney, Agent, or Firm* — Quarles & Brady LLP; James J. Aquilina

(57) **CLAIM**

The ornamental design for jewelry, as shown and described.

DESCRIPTION

1. Jewelry

FIG. 1.1 is an isometric view of jewelry, showing my new design;

FIG. 1.2 is a top plan view thereof;

FIG. 1.3 is a bottom plan view thereof;

FIG. 1.4 is a front elevational view thereof;


FIG. 1.5 is a rear elevational view thereof;

FIG. 1.6 is a left elevational view thereof; and

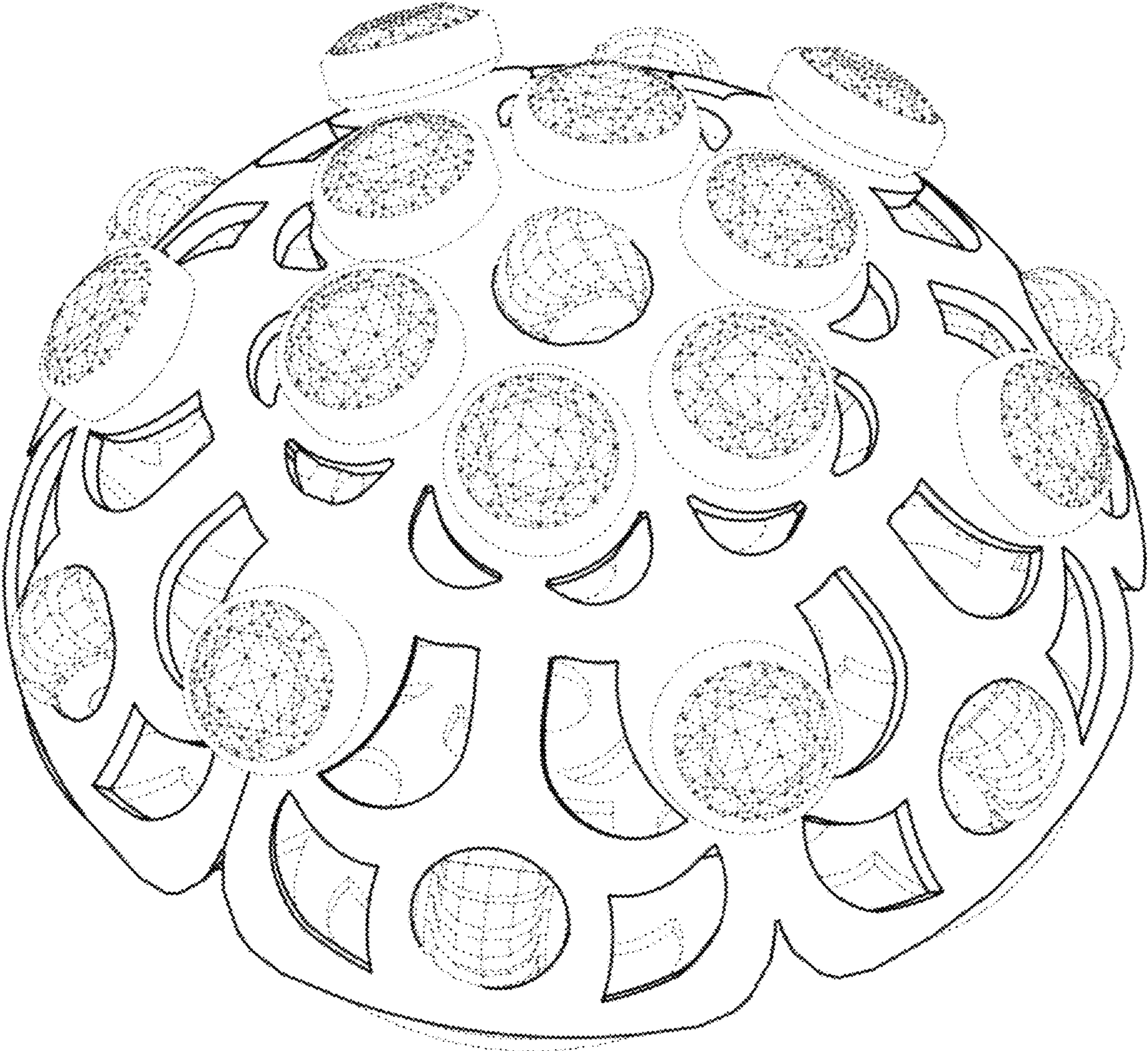
FIG. 1.7 is a right elevational view thereof.

The broken lines at the bottom and at the sides and top of the design are for the purpose of illustrating ornamentation which form no part of the claim.


1 Claim, 7 Drawing Sheets




1.1



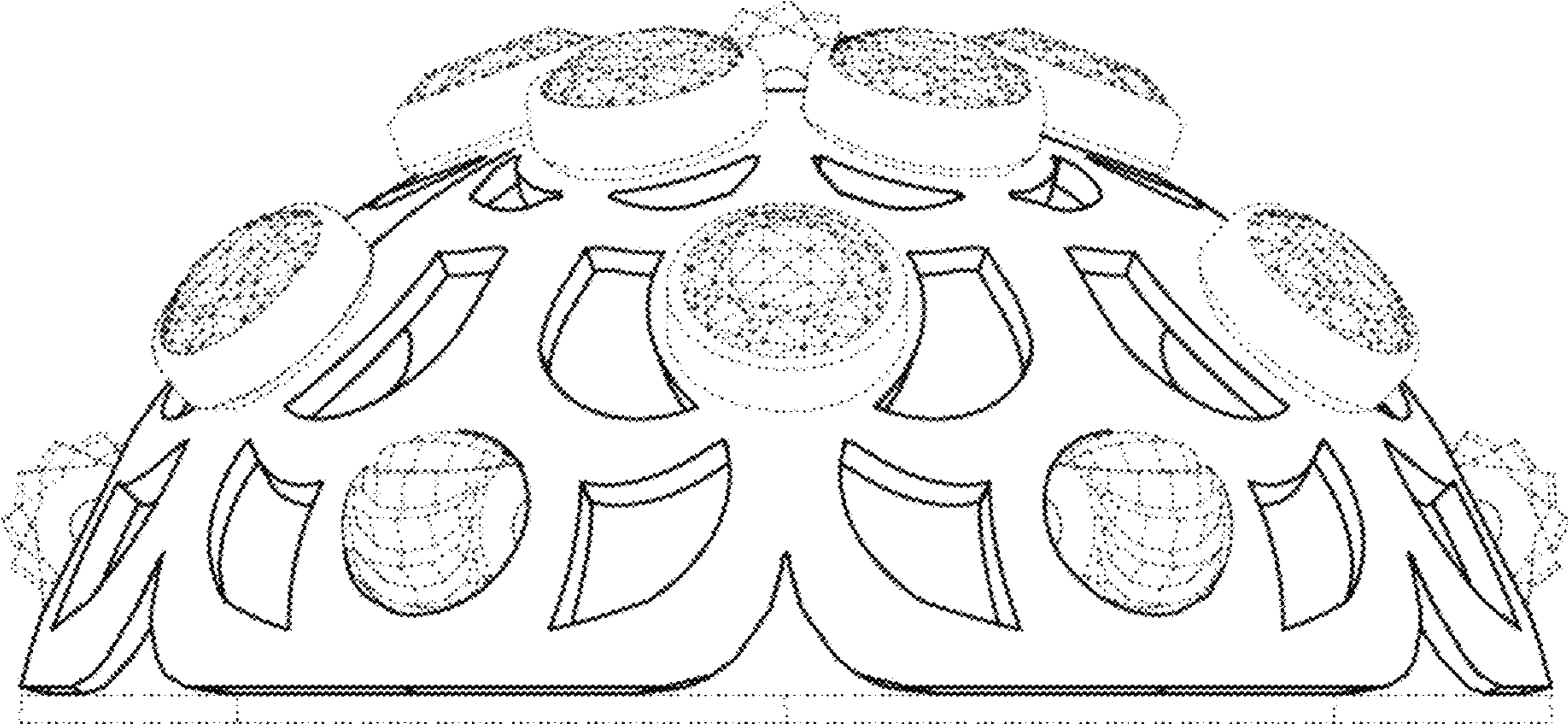
1.2




1.3



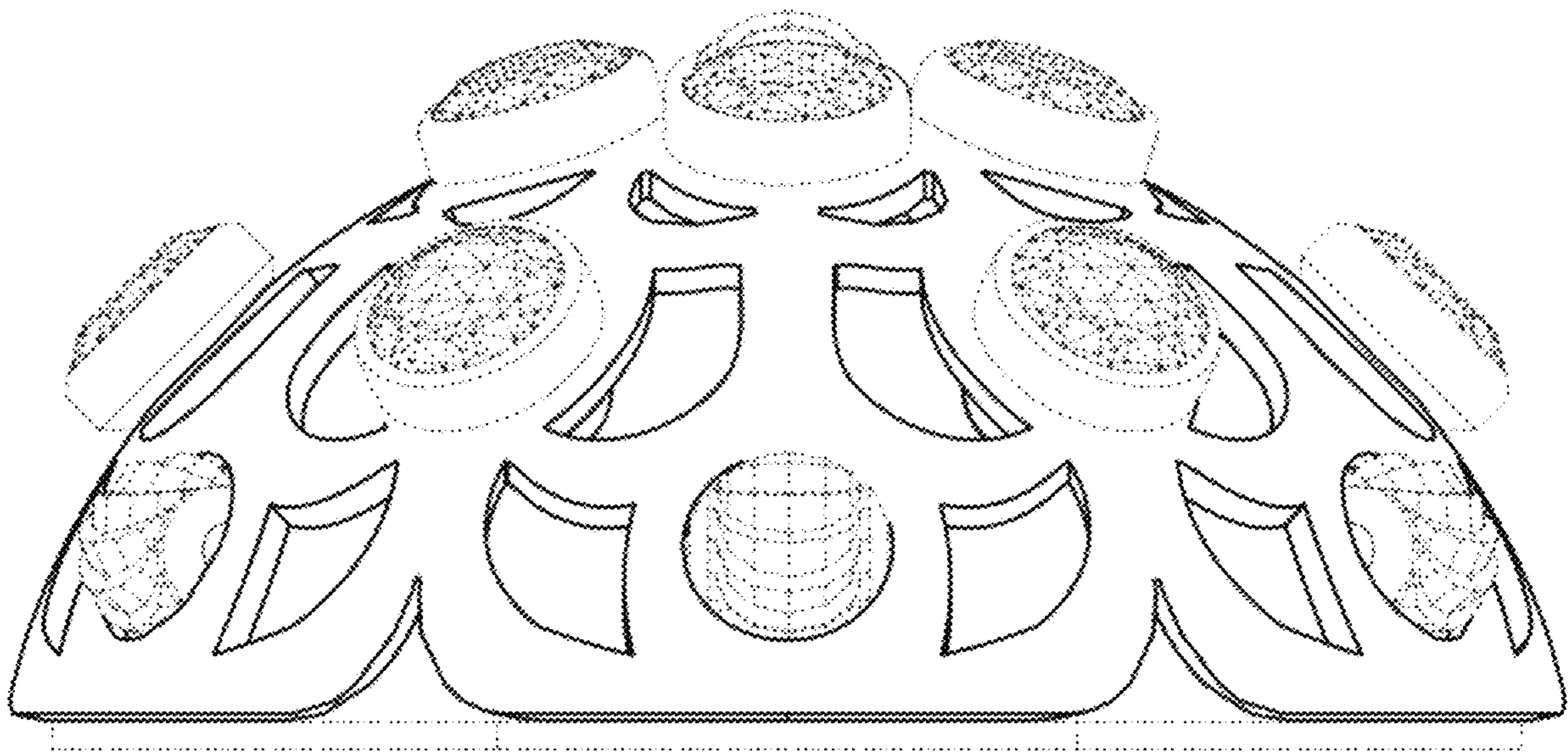
1.4



1.5



1.6



1.7

