



US00D890012S

(12) **United States Design Patent**  
**Stegmann**

(10) **Patent No.:** **US D890,012 S**

(45) **Date of Patent:** **\*\* Jul. 14, 2020**

(54) **DIAL**

(56) **References Cited**

(71) Applicant: **GLASHUTTER UHRENBETRIEB GMBH**, Glashutte (DE)

U.S. PATENT DOCUMENTS

(72) Inventor: **Katharina Stegmann**,  
Dippoldiswalde/Paulsdorf (DE)

D691,504 S	*	10/2013	Ruffieux	.....	D10/126
D695,637 S	*	12/2013	Jacquerye	.....	D10/39
D710,735 S	*	8/2014	Monachon	.....	D10/126
D722,901 S	*	2/2015	Cerrato	.....	D10/126
D724,464 S	*	3/2015	Behling	.....	D10/126
D724,466 S	*	3/2015	Gueit	.....	D10/126
D762,490 S	*	8/2016	Tonohori	.....	D10/126
D768,526 S	*	10/2016	Cerrato	.....	D10/126
D796,982 S	*	9/2017	Muller	.....	D10/126
D817,210 S	*	5/2018	Monachon	.....	D10/126

(73) Assignee: **Glashutter Uhrenbetrieb GMBH**,  
Glashutte/SA (DE)

(\*\*) Term: **15 Years**

\* cited by examiner

(21) Appl. No.: **29/658,692**

*Primary Examiner* — Sheryl Lane

(22) Filed: **Aug. 2, 2018**

*Assistant Examiner* — Samantha N Wood

(30) **Foreign Application Priority Data**

(74) *Attorney, Agent, or Firm* — Blank Rome LLP

Feb. 2, 2018 (WO) ..... DM/099 870

(51) **LOC (12) Cl.** ..... **10-07**

(57) **CLAIM**

The ornamental design for a dial, as shown and described.

(52) **U.S. Cl.**

**DESCRIPTION**

USPC ..... **D10/126**

(58) **Field of Classification Search**

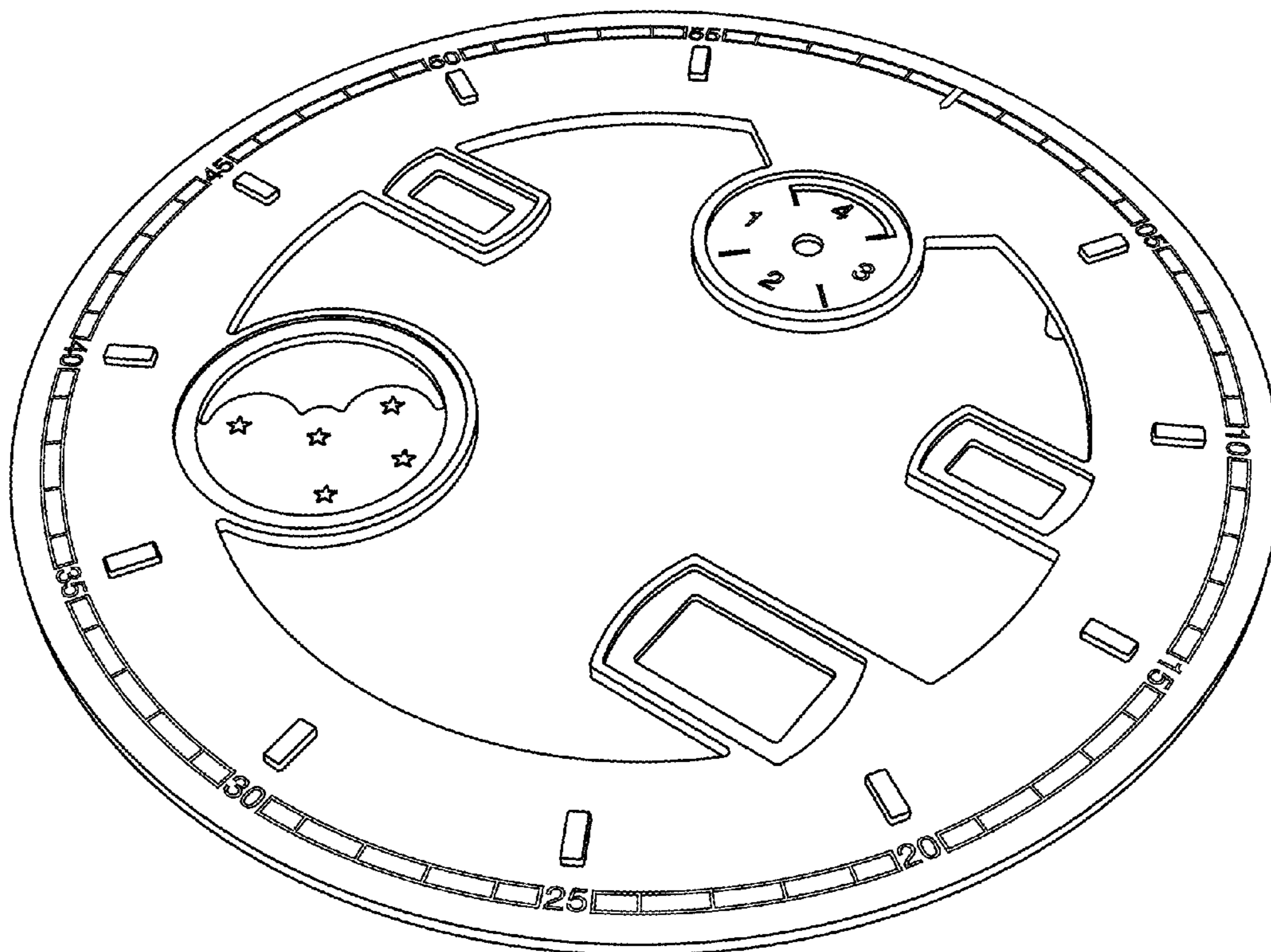
USPC ..... D10/1, 6, 7, 8, 30, 31, 32, 37, 38, 39,  
D10/122, 123, 124, 125, 126, 132, 128

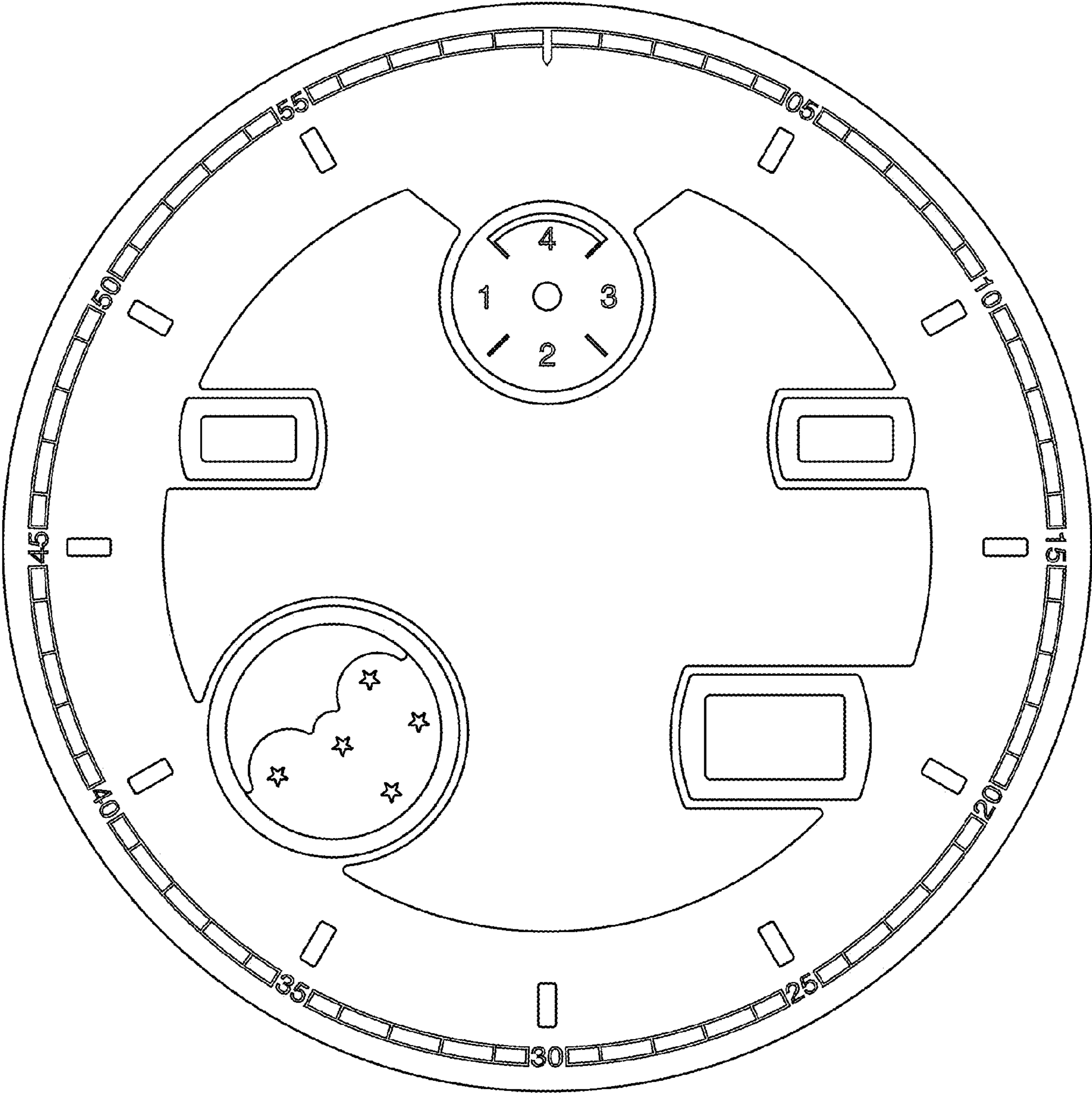
CPC ..... G04B 1/00; G04B 19/00; G04B 19/02;  
G04B 19/046; G04B 19/06; G04B  
19/065; G04B 19/08; G04B 19/085;  
G04B 19/18; G04B 19/12; G04B 19/20;  
G04B 19/202; G04B 19/24; G04B 19/166

See application file for complete search history.

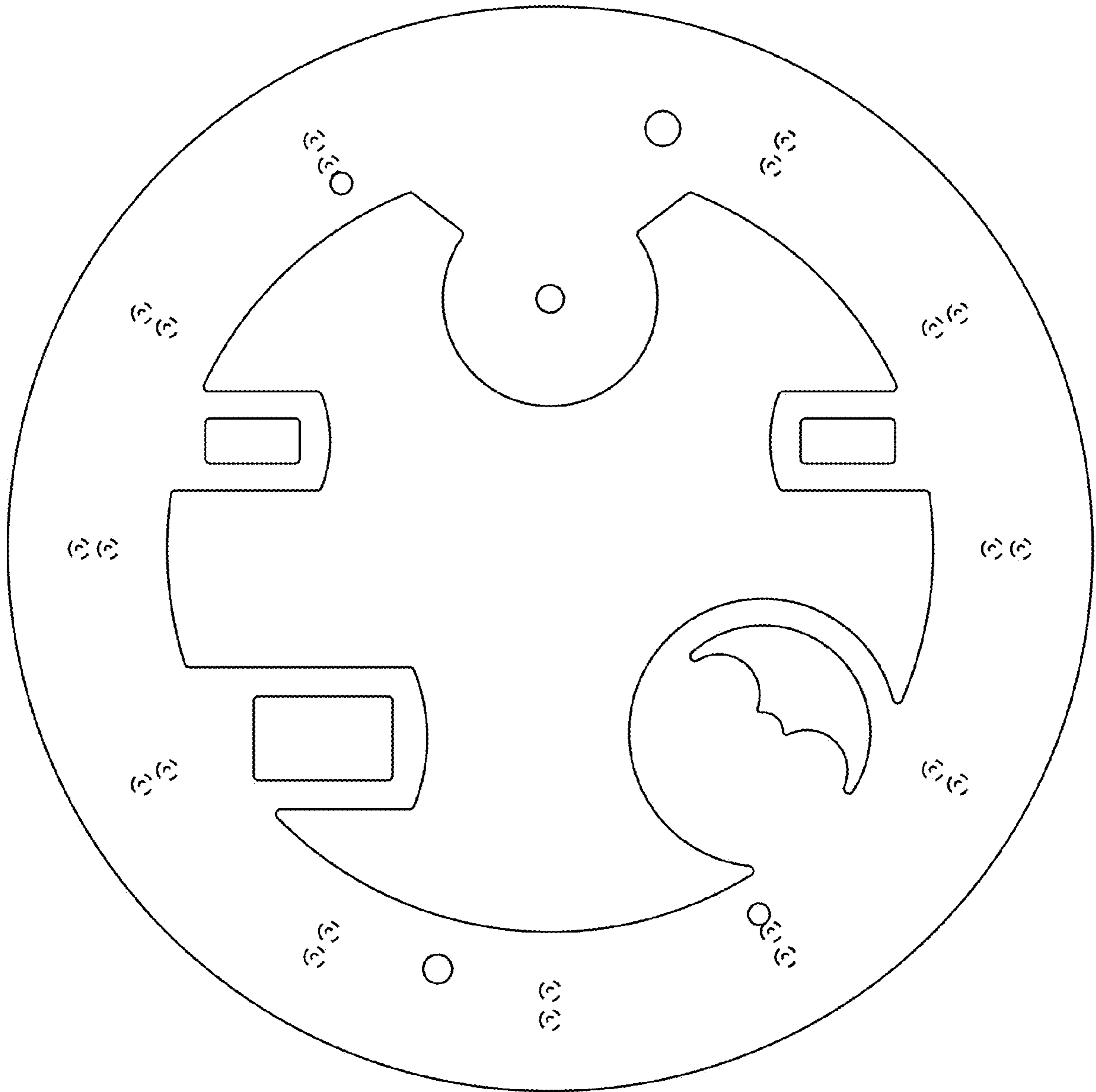
FIG. 1 is a front view of a dial of the present design;  
FIG. 2 is a rear view thereof;  
FIG. 3 is a top view thereof;  
FIG. 4 is a bottom view thereof;  
FIG. 5 is a right side view thereof;  
FIG. 6 is left side view thereof; and,  
FIG. 7 is a front perspective view thereof.  
Portions of the dial shown in broken lines form no part of the  
claimed design.

**1 Claim, 7 Drawing Sheets**

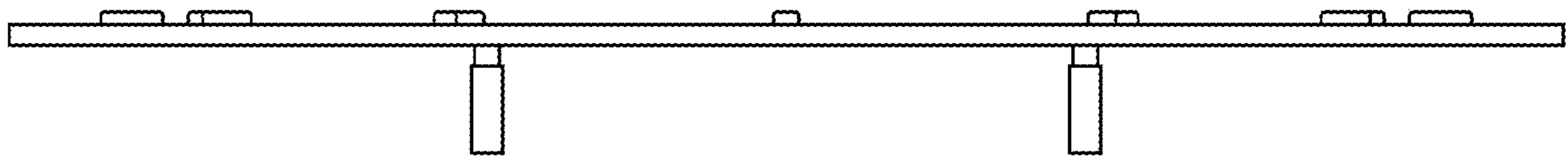




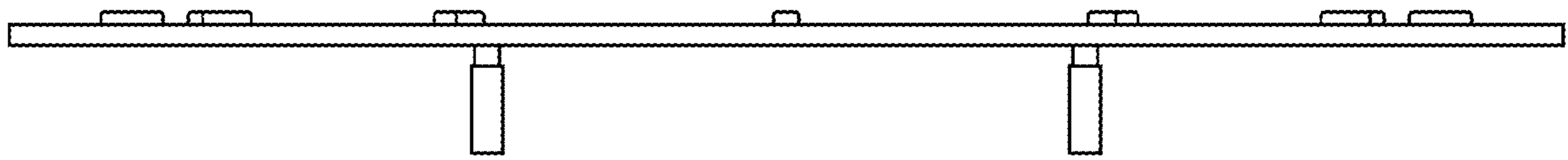
**FIG. 1**



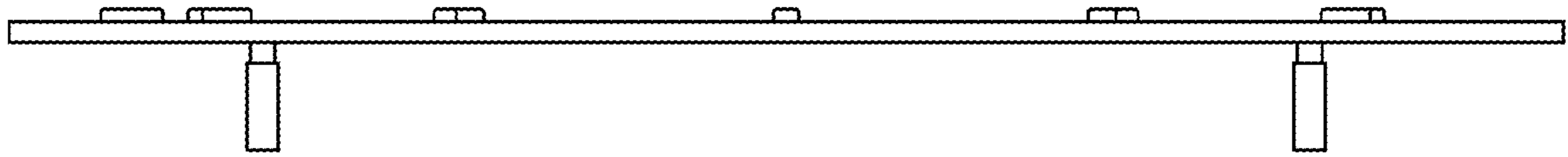
**FIG. 2**



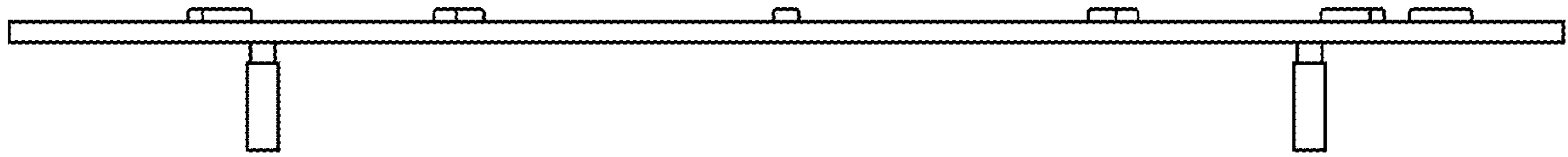
**FIG. 3**



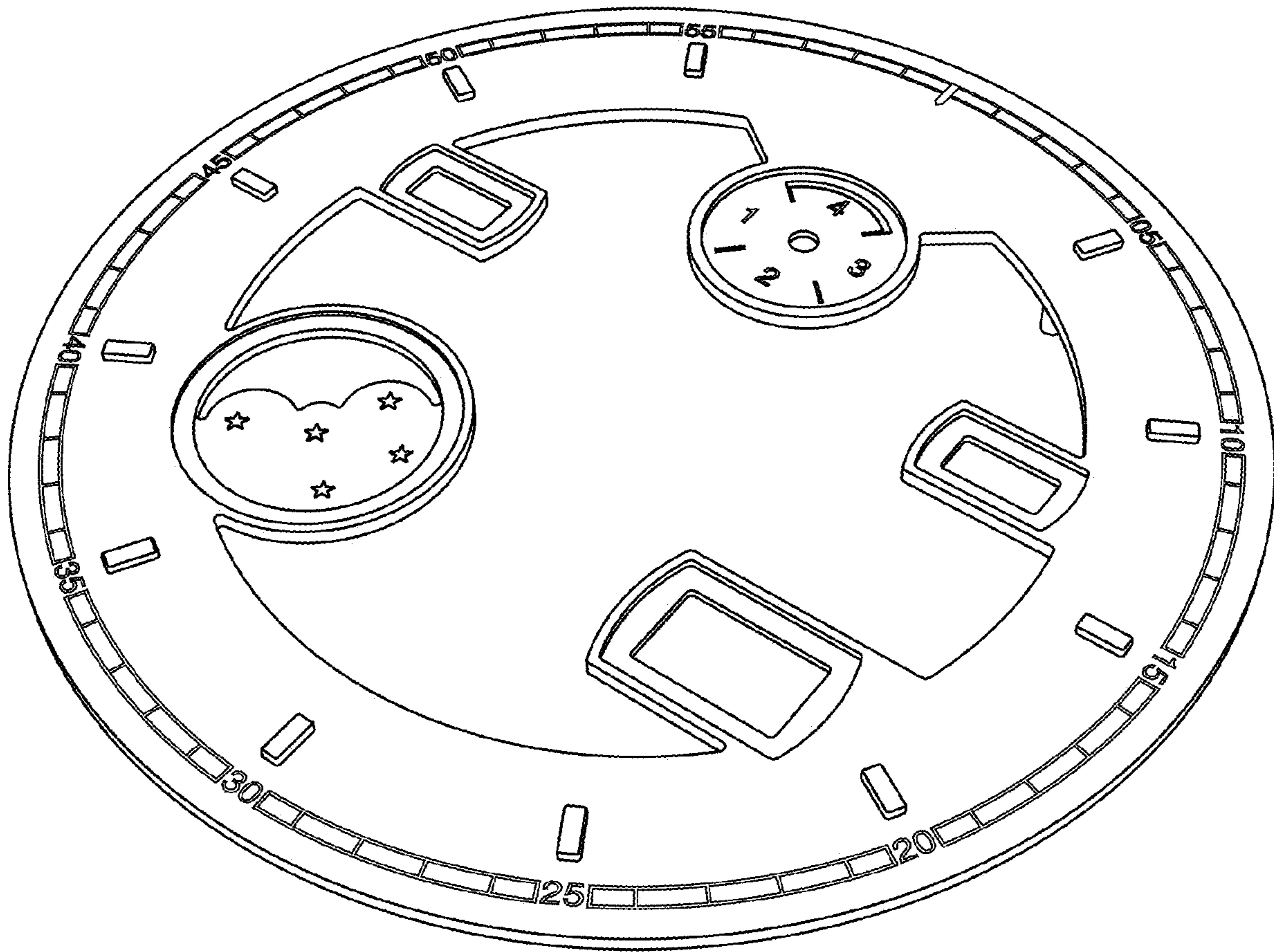
**FIG. 4**



**FIG. 5**



**FIG. 6**



**FIG. 7**