



US00D890000S

(12) **United States Design Patent**  
**Song et al.**

(10) **Patent No.:** **US D890,000 S**  
(45) **Date of Patent:** **\*\* Jul. 14, 2020**

- (54) **HANDHELD SENSOR DEVICE**
- (71) Applicant: **FLIR Systems AB**, Taby (SE)
- (72) Inventors: **Xuan Song**, Shanghai (CN); **Zhenmei Mao**, Surrey (CA); **John Huang**, Taipei (TW); **Victor Ku**, Yorktown Heights, NY (US)
- (73) Assignee: **FLIR SYSTEMS AB**, Täby (SE)
- (\*\*) Term: **15 Years**
- (21) Appl. No.: **29/675,366**
- (22) Filed: **Dec. 31, 2018**
- (51) **LOC (12) Cl.** ..... **10-04**
- (52) **U.S. Cl.**  
USPC ..... **D10/52; 53/56; 53/57; 53/70; 53/78**
- (58) **Field of Classification Search**  
USPC ..... D10/52, 53, 56, 57, 70, 78  
CPC .. G06F 3/0488; G06F 9/4443; G06F 9/44505; G09G 5/377; G01B 7/00; G01B 17/02; G01N 27/9046; G01N 27/9073; G01N 29/043; G01N 2291/02854; G01N 2291/0258; G01C 3/00; G01C 3/02; G01C 3/06; G01C 3/08; G01C 3/085; G01C 3/10; G01C 3/12; G01C 3/04; G01C 3/16; G01C 3/18; G01C 3/20; G01C 3/22; G01C 3/24; G01C 3/26; G01C 3/28; G01C 3/30; G01C 3/32; G01C 15/002; G01C 15/004; G01C 15/006; G01C 15/008; G01C 15/02; G01S 7/4811; G01S 7/4813; G01S 7/4814; G01S 7/4816; G01S 7/486; G01S 7/4861; G01S 7/4863; G01S 7/48; G01S 7/51; G01S 7/4873; G01S 7/497; G01S 17/023; G01S 17/10; G01S 17/105; G01S 19/19; G02B 23/00; G02B 23/14; G02B 23/16; F41G 1/00; F41G 1/46; F41G 1/473; F41G 3/06; F41G 3/065; A63B 71/06; A63B 71/0669; A63B 2220/12; A63B 2220/18; A63B 2220/72; A63B 2220/73; A63B 2220/76; A63B 2220/20;

A63B 2220/805; A63B 2102/32; F24F 11/001; F24F 11/0012; F24F 11/0015; F24F 2011/0016; F24F 2011/0061; F24F 2011/0063; F24F

(Continued)

(56)

**References Cited**

U.S. PATENT DOCUMENTS

D446,135 S *	8/2001	Chen .....	G01N 33/0016
			D10/57
6,729,196 B2 *	5/2004	Moler .....	B01D 21/2455
			73/863.22

(Continued)

OTHER PUBLICATIONS

“FLIR MR59”, FLIR, [retrieved on Feb. 28, 2019], 4 pages [online]. Retrieved from the Internet: <<https://www.flir.com/products/mr59>>.

*Primary Examiner* — Antoine Duval Davis

(74) *Attorney, Agent, or Firm* — Haynes and Boone, LLP

(57)

**CLAIM**

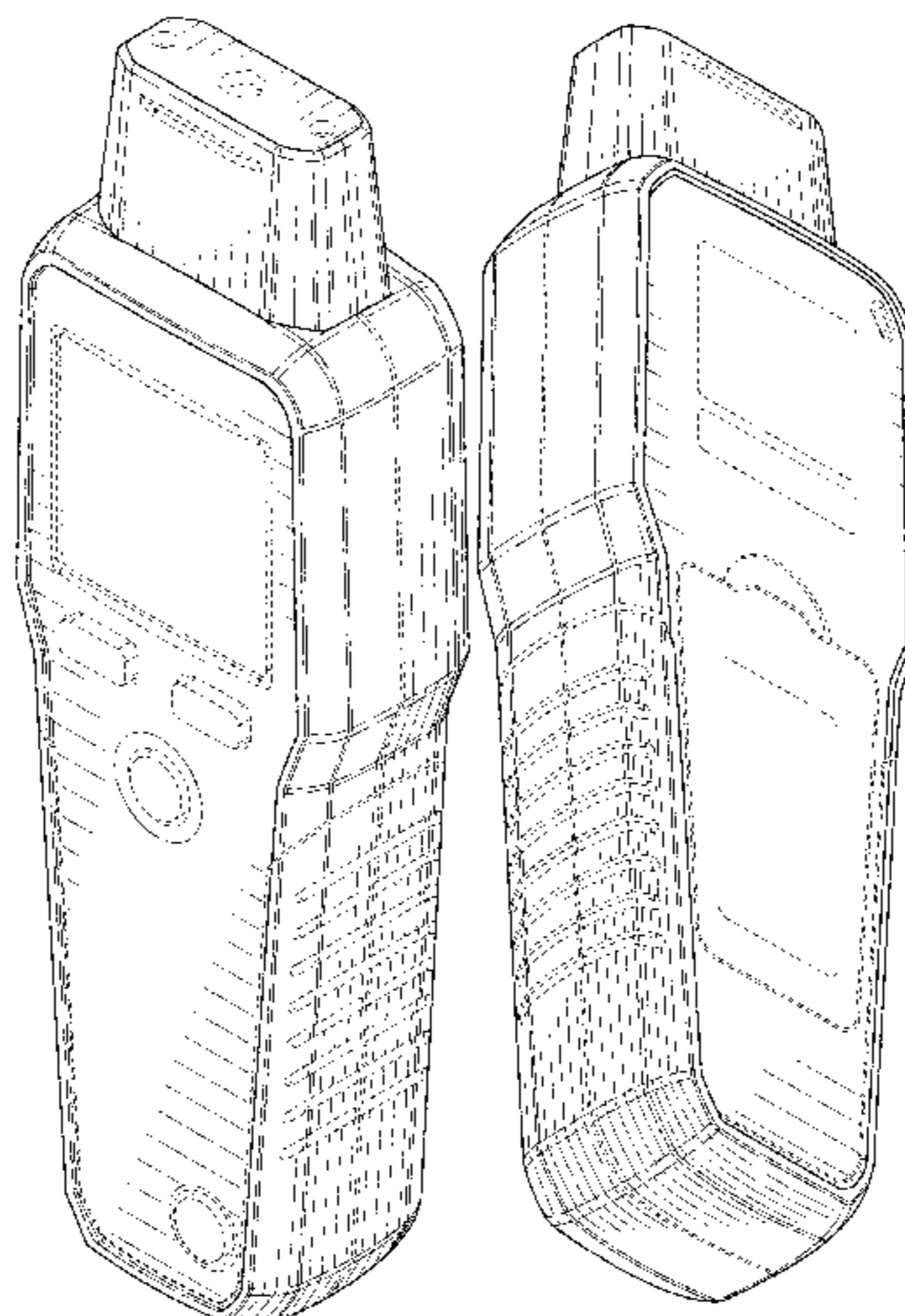
The ornamental design for a handheld sensor device, as shown and described.

**DESCRIPTION**

FIG. 1 is a front, left, and top perspective view of a handheld sensor device embodying the new design;  
 FIG. 2 is a rear, left, bottom perspective view thereof;  
 FIG. 3 is a front elevational view thereof;  
 FIG. 4 is a rear elevational view thereof;  
 FIG. 5 is a right side view thereof;  
 FIG. 6 is a left side view thereof;  
 FIG. 7 is a top plan view thereof; and,  
 FIG. 8 is a bottom plan view thereof.

The broken lines in the figures are shown for the purpose of illustrating portions of the handheld sensor device and/or environmental matter and form no part of the claimed design.

**1 Claim, 6 Drawing Sheets**



(58) **Field of Classification Search**

CPC ..... 2011/0064; F24F 2011/0091; F24F  
2011/0093; F24F 2011/0094; F24F  
2221/17; F24F 2221/26; G05D 23/1902;  
G05D 23/1917; G05D 23/1909; G05D  
23/1927; G05D 22/00; G05D 22/02

See application file for complete search history.

(56) **References Cited**

U.S. PATENT DOCUMENTS

7,178,381 B2 \* 2/2007 Tajima ..... G01N 1/2205  
73/31.02  
7,281,404 B2 \* 10/2007 Peng ..... G01N 33/00  
73/1.06  
D597,865 S \* 8/2009 Bernard ..... G01N 33/00  
D10/52  
D597,866 S \* 8/2009 Bernard ..... D10/52  
D749,001 S \* 2/2016 Chu ..... G01N 1/2205  
D10/52  
D788,605 S \* 6/2017 Rouillard ..... B01D 21/2455  
D10/57  
9,952,125 B2 \* 4/2018 Caruso ..... G01N 33/0016  
D850,299 S \* 6/2019 Zhang ..... D10/52

\* cited by examiner

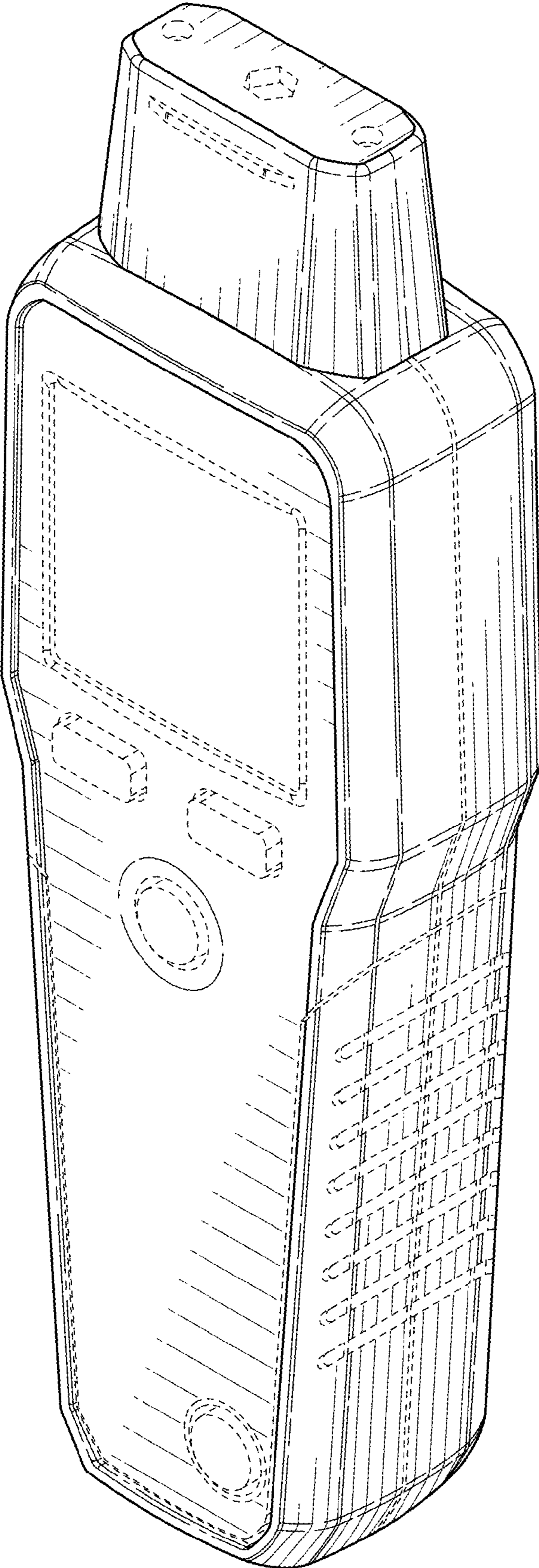


FIG. 1

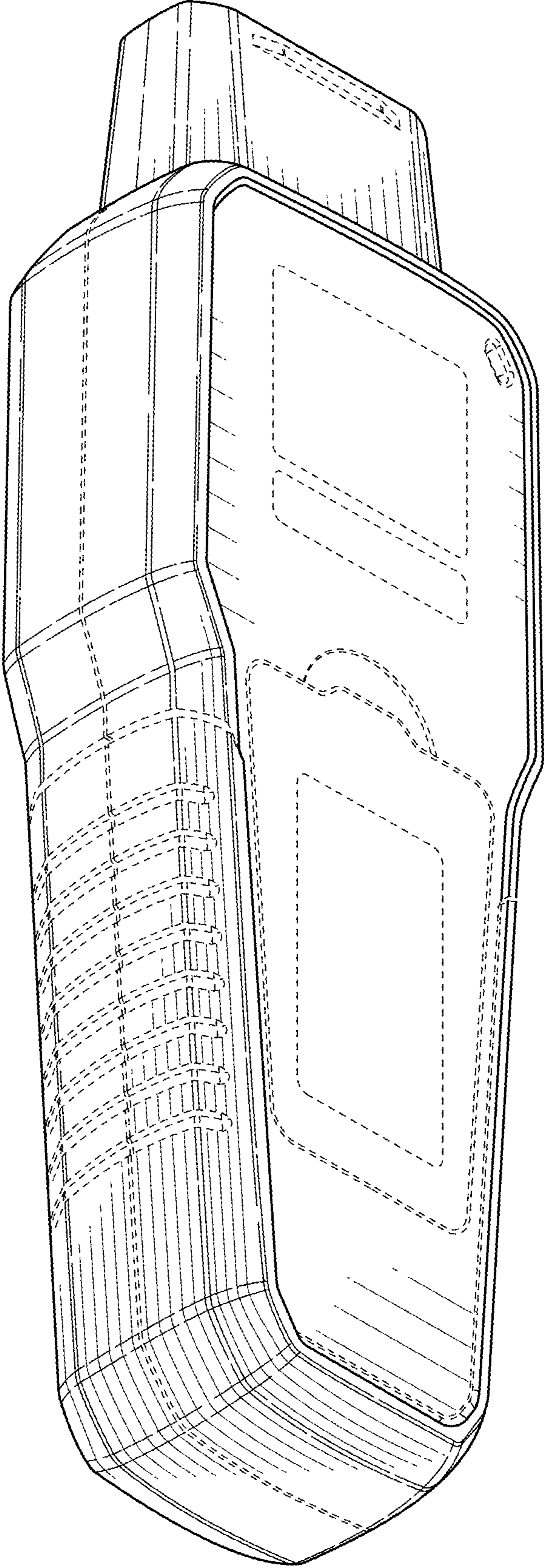


FIG. 2

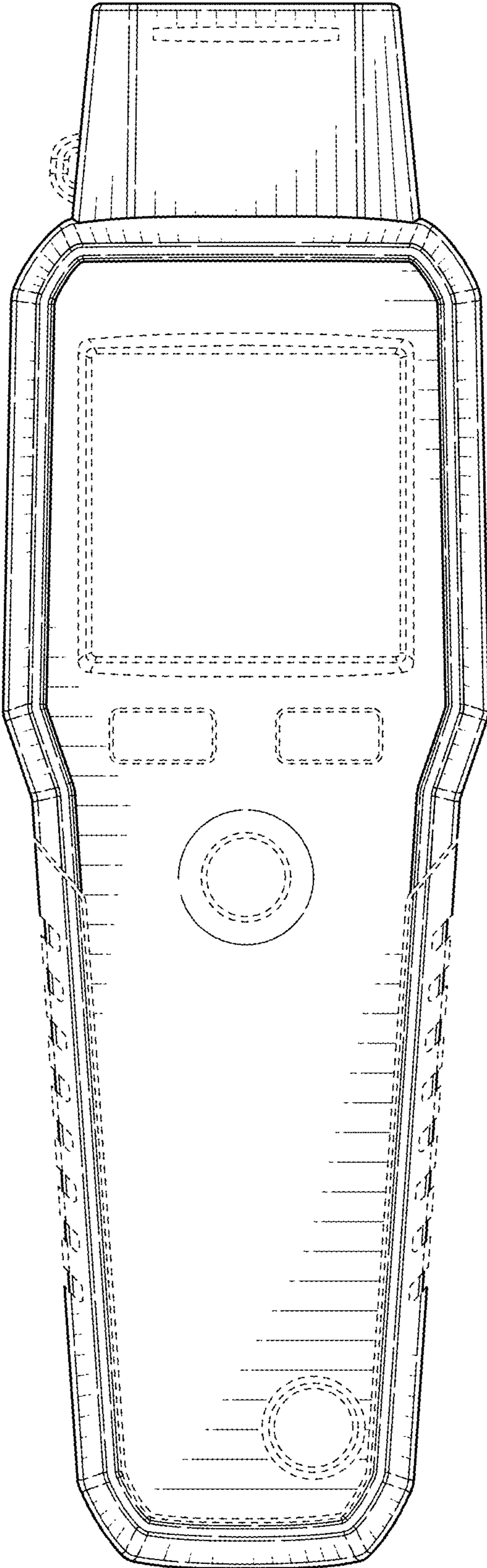


FIG. 3

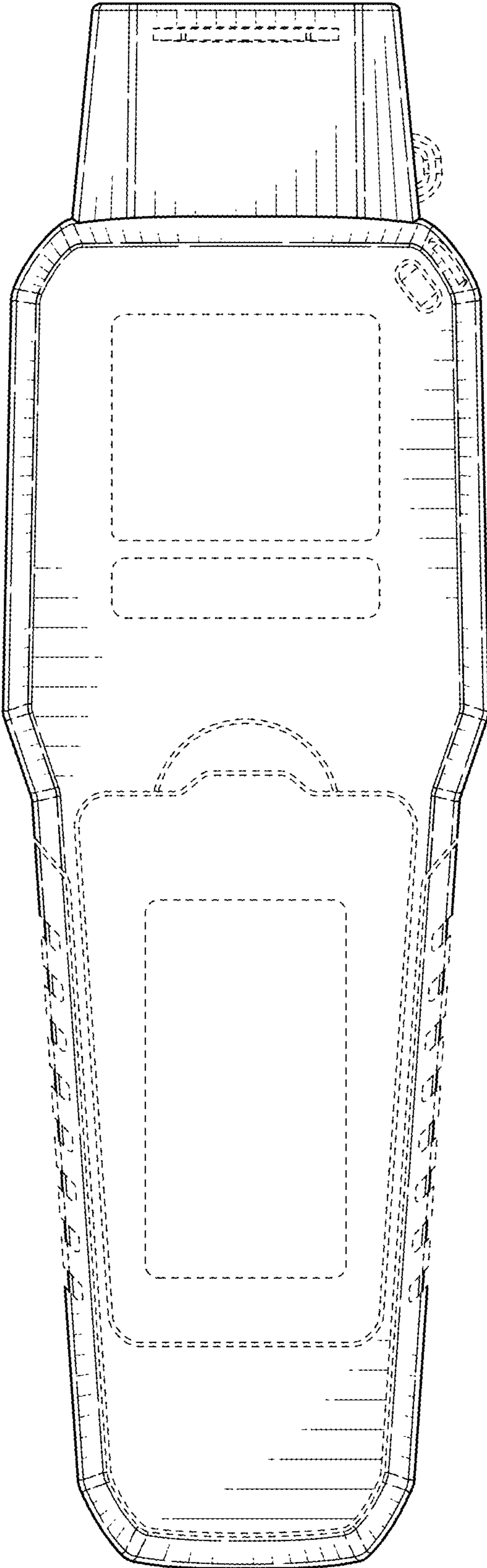


FIG. 4

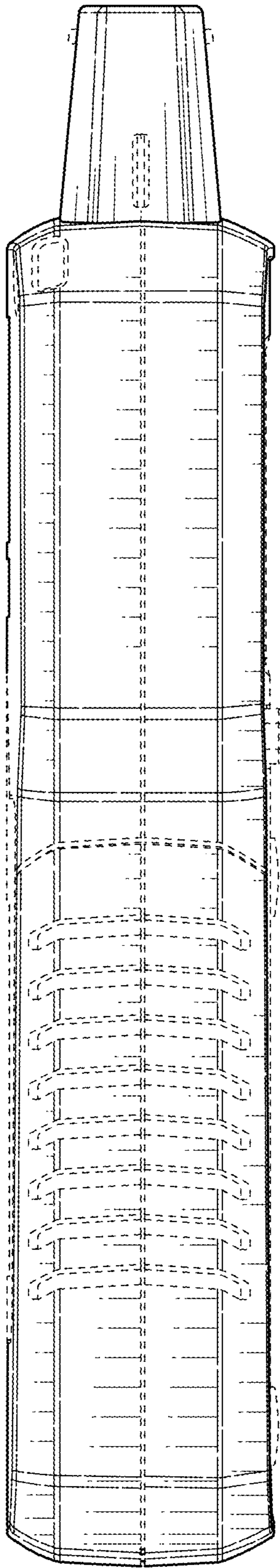


FIG. 5

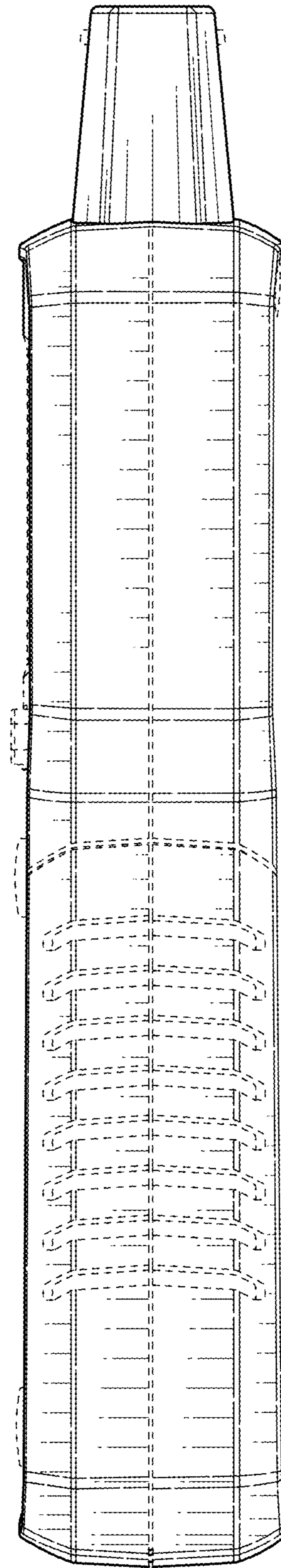


FIG. 6

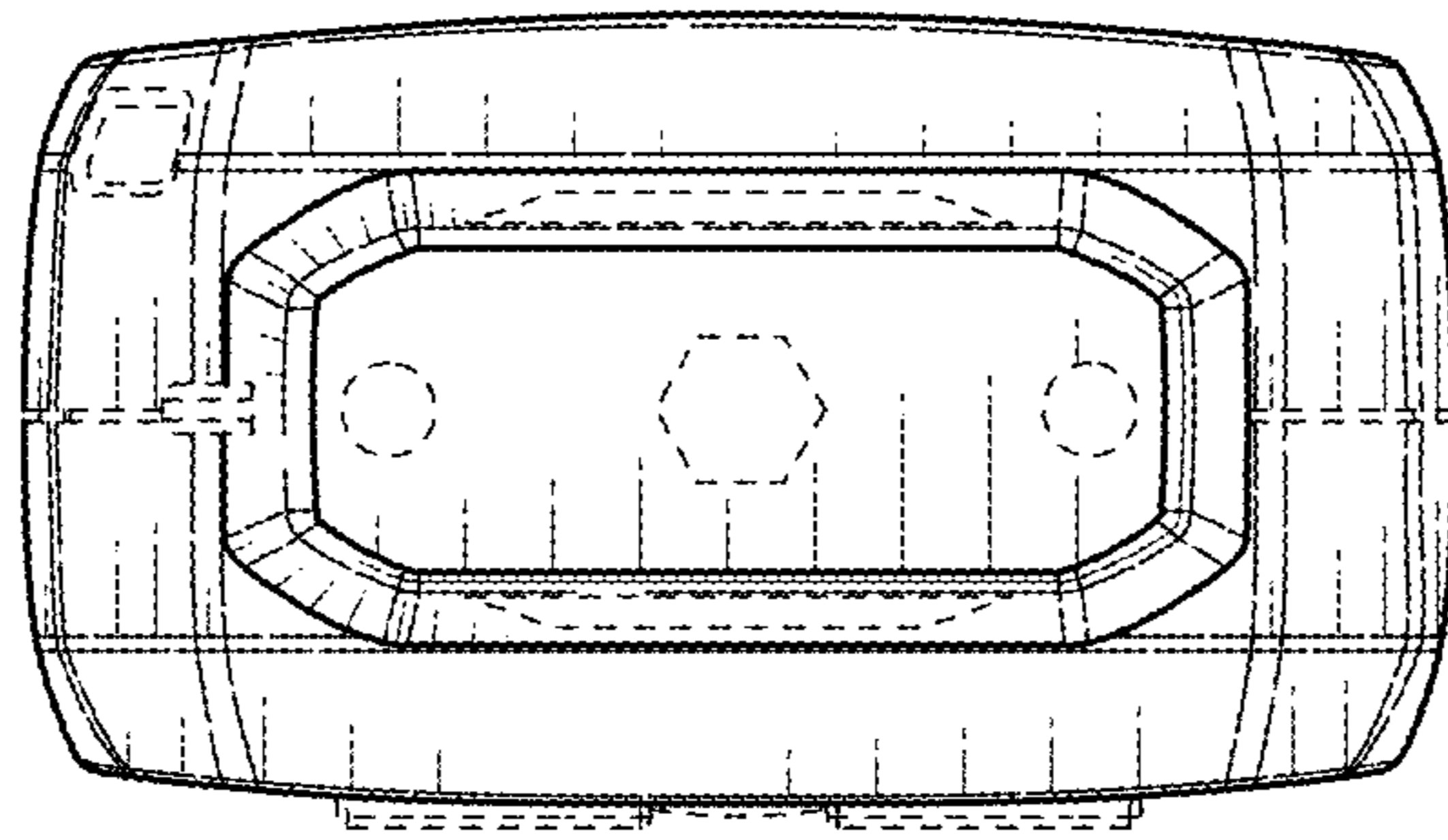


FIG. 7

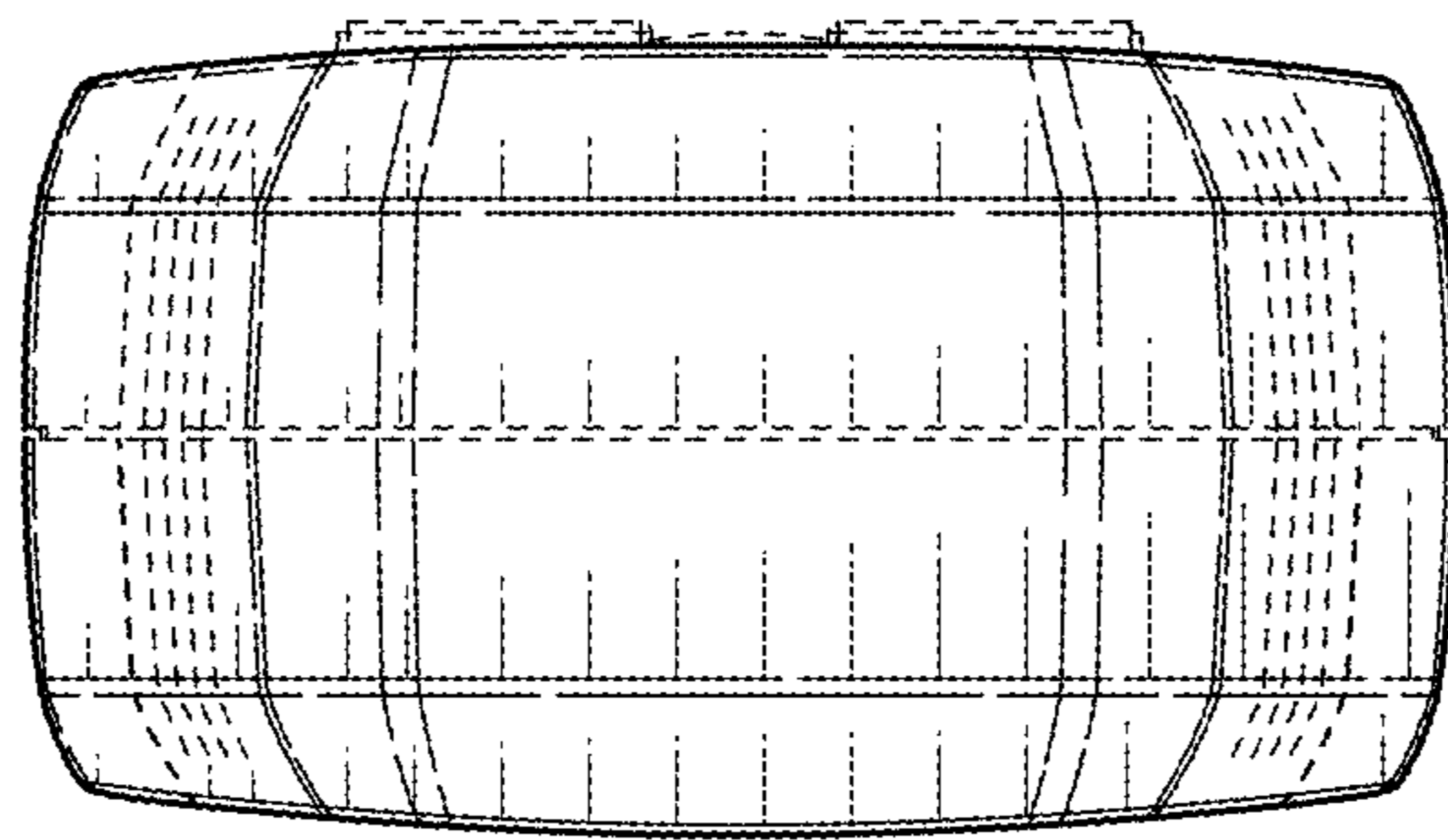


FIG. 8