



US00D889986S

(12) **United States Design Patent**
Kwon et al.

(10) **Patent No.:** **US D889,986 S**
(45) **Date of Patent:** **** Jul. 14, 2020**

- (54) **BAG FOR FOOD PACKING**
- (71) Applicant: **CJ CHEILJEDANG CORPORATION**, Seoul (KR)
- (72) Inventors: **Hyuk Lyul Kwon**, Seoul (KR); **Kang Kook Lee**, Seoul (KR)
- (73) Assignee: **CJ CheilJedang Corporation**, Seoul (KR)
- (**) Term: **15 Years**
- (21) Appl. No.: **29/676,830**
- (22) Filed: **Jan. 15, 2019**
- (51) **LOC (12) Cl.** **09-01**
- (52) **U.S. Cl.**
USPC **D9/643; D9/707**
- (58) **Field of Classification Search**
USPC D3/270, 271.1–271.4; D7/510, 514–520, D7/599, 604, 613, 619.2, 623, 628; D9/600, 643–647, 652, 414–418, D9/430–434, 702–710; 206/457, 459.5, 206/527; 215/381–384, 400
CPC B65D 5/42; B65D 5/4258; B65D 81/60; B65D 81/365; B65D 81/366; B65D 81/368; B65D 2203/00; B65D 2203/02; B65D 37/00; B65D 77/00; B65D 97/00; A63H 33/16
See application file for complete search history.

D727,165 S *	4/2015	Lee	D9/643
D750,969 S *	3/2016	Lee	D9/643
D764,926 S *	8/2016	Lee	D9/643
D764,927 S *	8/2016	Kwon	D9/643
D777,582 S *	1/2017	Kwon	D9/643
D800,574 S *	10/2017	Kim	D9/643
D800,575 S *	10/2017	Na	D9/643
D817,773 S *	5/2018	Kim	D9/643
D826,064 S *	8/2018	Kim	D9/643
D833,295 S *	11/2018	Song	D9/643
D836,453 S *	12/2018	Song	D9/643
D840,244 S *	2/2019	Song	D9/643
D858,303 S *	9/2019	Kim	D9/643
D858,304 S *	9/2019	Kim	D9/643
D859,174 S *	9/2019	Lee	D9/643

* cited by examiner

Primary Examiner — Sandro L Morris

(74) *Attorney, Agent, or Firm* — Leydig, Voit & Mayer, Ltd.

(57) **CLAIM**

The ornamental design for a bag for food packing, as shown and described.

DESCRIPTION

The patent or application file contains at least one drawing executed in color. Copies of this patent or patent application publication with color drawing(s) will be provided by the Office upon request and payment of the necessary fee.

FIG. 1 is a perspective view of a bag for food packing showing our new design.

FIG. 2 is a front view thereof;

FIG. 3 is a rear view thereof;

FIG. 4 is a left side view thereof;

FIG. 5 is a right side view thereof;

FIG. 6 is a top view thereof; and,


FIG. 7 is a bottom view thereof.

1 Claim, 7 Drawing Sheets
(7 of 7 Drawing Sheet(s) Filed in Color)

(56) **References Cited**

U.S. PATENT DOCUMENTS

D572,597 S *	7/2008	Rim	D9/643
D694,118 S *	11/2013	Seo	D9/643
D711,242 S *	8/2014	Park	D9/643
D711,243 S *	8/2014	Lee	D9/643
D711,244 S *	8/2014	Lee	D9/643






FIG. 1




FIG. 2

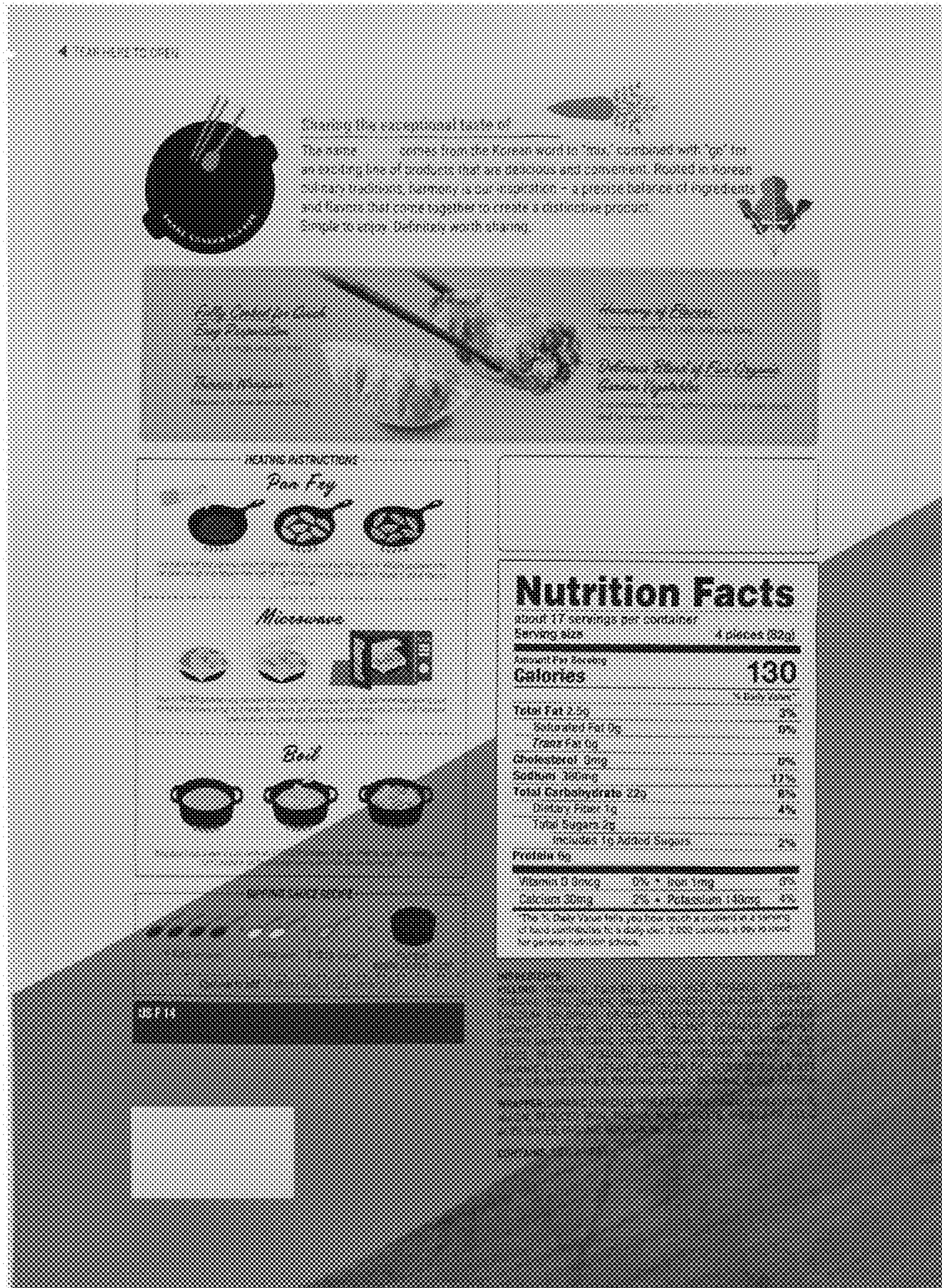


FIG. 3




FIG. 4




FIG. 5



FIG. 6




FIG. 7