



US00D889980S

(12) **United States Design Patent**  
**Kwon et al.**

(10) **Patent No.:** **US D889,980 S**  
(45) **Date of Patent:** **\*\* Jul. 14, 2020**

- (54) **BOX FOR FOOD PACKAGING**
- (71) Applicant: **CJ CHEILJEDANG CORPORATION**, Seoul (KR)
- (72) Inventors: **Hyuk Lyul Kwon**, Seoul (KR); **Kang Kook Lee**, Seoul (KR)
- (73) Assignee: **CJ CheilJedang Corporation**, Seoul (KR)
- (\*\*) Term: **15 Years**
- (21) Appl. No.: **29/676,165**
- (22) Filed: **Jan. 9, 2019**
- (51) **LOC (12) Cl.** ..... **09-01**
- (52) **U.S. Cl.**  
USPC ..... **D9/643; D9/432**
- (58) **Field of Classification Search**  
USPC ..... D3/270, 271.1–271.4; D7/510, 514–520, D7/599, 604, 613, 619.2, 623, 628; D9/600, 643–647, 652, 414–418, D9/430–434; 206/457, 459.5, 527; 215/381–384, 400  
CPC ..... B65D 5/42; B65D 5/4258; B65D 81/60; B65D 81/365; B65D 81/366; B65D 81/368; B65D 2203/00; B65D 2203/02; B65D 37/00; B65D 77/00; B65D 97/00; A63H 33/16  
See application file for complete search history.

- D846,402 S \* 4/2019 Lee ..... D9/643
- D850,278 S \* 6/2019 Lee ..... D9/643
- D850,924 S \* 6/2019 Lee ..... D9/643
- D859,165 S \* 9/2019 Lee ..... D9/643
- D859,166 S \* 9/2019 Lee ..... D9/643
- D859,167 S \* 9/2019 Lee ..... D9/643
- D859,168 S \* 9/2019 Lee ..... D9/643

\* cited by examiner

*Primary Examiner* — Sandra L Morris

(74) *Attorney, Agent, or Firm* — Leydig, Voit & Mayer, Ltd.

(57) **CLAIM**

The ornamental design for a box for food packaging, as shown and described.

**DESCRIPTION**

The patent or application file contains at least one drawing executed in color. Copies of this patent or patent application publication with color drawing(s) will be provided by the Office upon request and payment of the necessary fee.

FIG. 1 is a perspective view of a box for food packaging showing our new design.

FIG. 2 is a front elevational view thereof;

FIG. 3 is a rear elevational view thereof;

FIG. 4 is an enlarged left side elevational view thereof;

FIG. 5 is an enlarged right side elevational view thereof;

FIG. 6 is a top plan view thereof; and,

FIG. 7 is a bottom plan view thereof.

(56) **References Cited**

**U.S. PATENT DOCUMENTS**

- D693,230 S \* 11/2013 Seo ..... D9/643
- D774,917 S \* 12/2016 Kwon ..... D9/643

**1 Claim, 7 Drawing Sheets**  
**(7 of 7 Drawing Sheet(s) Filed in Color)**







FIG. 1






FIG. 2







FIG. 3




**- COOKING INSTRUCTIONS / INSTRUCTIONS DE CUISSON -**  
 MICROWAVE DIRECTIONS / PRÉPARATION AU MICRO-ONDES

*Step 1 / Étape 1*




Pierce film with a fork once  
 Percez l'opercule une fois  
 avec une fourchette

*Step 2 / Étape 2*




Place rice bowl in center of microwave  
 and cook for 4 minutes  
 Placez le bol de riz au centre du micro-ondes  
 et faites cuire pendant 4 minutes

*Step 3 / Étape 3*



Let stand for 1 minute before carefully  
 removing from microwave  
 Laissez reposer pendant 1 minute  
 avant de retirer prudemment du micro-ondes

*Step 4 / Étape 4*



Gently peel film off bowl and stir evenly.  
 Enjoy!  
 Décollez doucement l'opercule du bol  
 et remuez uniformément. Savourez!

\* Cooking instructions above are designed with a 1200 watt microwave set to HIGH in order to reach 74 C (165 F) or above  
 \* Cook thoroughly to an internal temperature of 74 C (165 F) as measured by a food thermometer  
 \* Since cooking appliances vary, these instructions are guidelines only  
 \* Les instructions de cuisson ci-dessous sont conçues pour un four à micro-ondes de 1200 watt atteignant 74 C (165 F) ou plus  
 \* Faire bien cuire à une température interne de 74 C (165 F) telle que mesurée à l'aide d'un thermomètre de cuisson  
 \* Les appareils de cuisson variant, ces instructions ne sont données qu'à titre indicatif

FIG. 4










FIG. 6






FIG. 7