



US00D889979S

(12) **United States Design Patent** (10) **Patent No.:** **US D889,979 S**
Delgado Carmona (45) **Date of Patent:** **** Jul. 14, 2020**

(54) **BOTTLE WITH SNOWMAN SHAPE**

(71) Applicant: **Dart Industries Inc.**, Orlando, FL (US)

(72) Inventor: **Sara L. Delgado Carmona**, Orlando, FL (US)

(73) Assignee: **Dart Industries Inc.**, Orlando, FL (US)

(**) Term: **15 Years**

(21) Appl. No.: **29/691,066**

(22) Filed: **May 14, 2019**

(51) **LOC (12) Cl.** **09-01**

(52) **U.S. Cl.**
USPC **D9/617**

(58) **Field of Classification Search**
USPC D9/600, 614, 616-617, 623, 500-503, D9/516; 206/457, 494, 459.5, 527, 540; 229/116.1; 215/381-384, 400; D7/514-521, 539, 544, 556, 571, 301, D7/579, 594, 604, 613, 619.2, 623, 625, D7/628, 391-392.1; D3/270-271.3; D21/638; D11/129
CPC B65D 67/00; B65D 81/36; B65D 81/60; B65D 81/368; B65D 2203/00; B65D 2203/02; B65D 5/42; B65D 5/4208; B65D 77/00; A63H 33/16

See application file for complete search history.

(56) **References Cited**

U.S. PATENT DOCUMENTS

| | | | | |
|--------------|---------|-----------|-------|----------|
| D235,931 S * | 7/1975 | Meeker | | D21/629 |
| D333,261 S * | 2/1993 | Van Erkel | | D9/617 |
| D351,340 S * | 10/1994 | Drummond | | D9/617 |
| D370,410 S * | 6/1996 | Kroll | | D9/617 |
| D456,219 S * | 4/2002 | Kracke | | D7/613 |
| D540,621 S * | 4/2007 | Wahl | | D7/515 |
| D631,660 S * | 2/2011 | Lucido | | D3/271.1 |
| D723,416 S * | 3/2015 | Geren | | D9/617 |
| D808,816 S * | 1/2018 | Kassouni | | D9/617 |

* cited by examiner


Primary Examiner — Sandra L Morris
(74) *Attorney, Agent, or Firm* — Taylor J. Ross

(57) **CLAIM**
The ornamental design for a bottle with snowman shape, as shown and described.

DESCRIPTION

FIG. 1 is a top, front and left side isometric view of a bottle with snowman shape showing my new design;
FIG. 2 is a bottom, rear and left side isometric view thereof;
FIG. 3 is a top plan view thereof;
FIG. 4 is a bottom plan view thereof;
FIG. 5 is a front elevation view thereof;
FIG. 6 is a rear elevation view thereof;
FIG. 7 is a left side elevation view thereof; and,
FIG. 8 is a right side elevation view thereof.

1 Claim, 4 Drawing Sheets



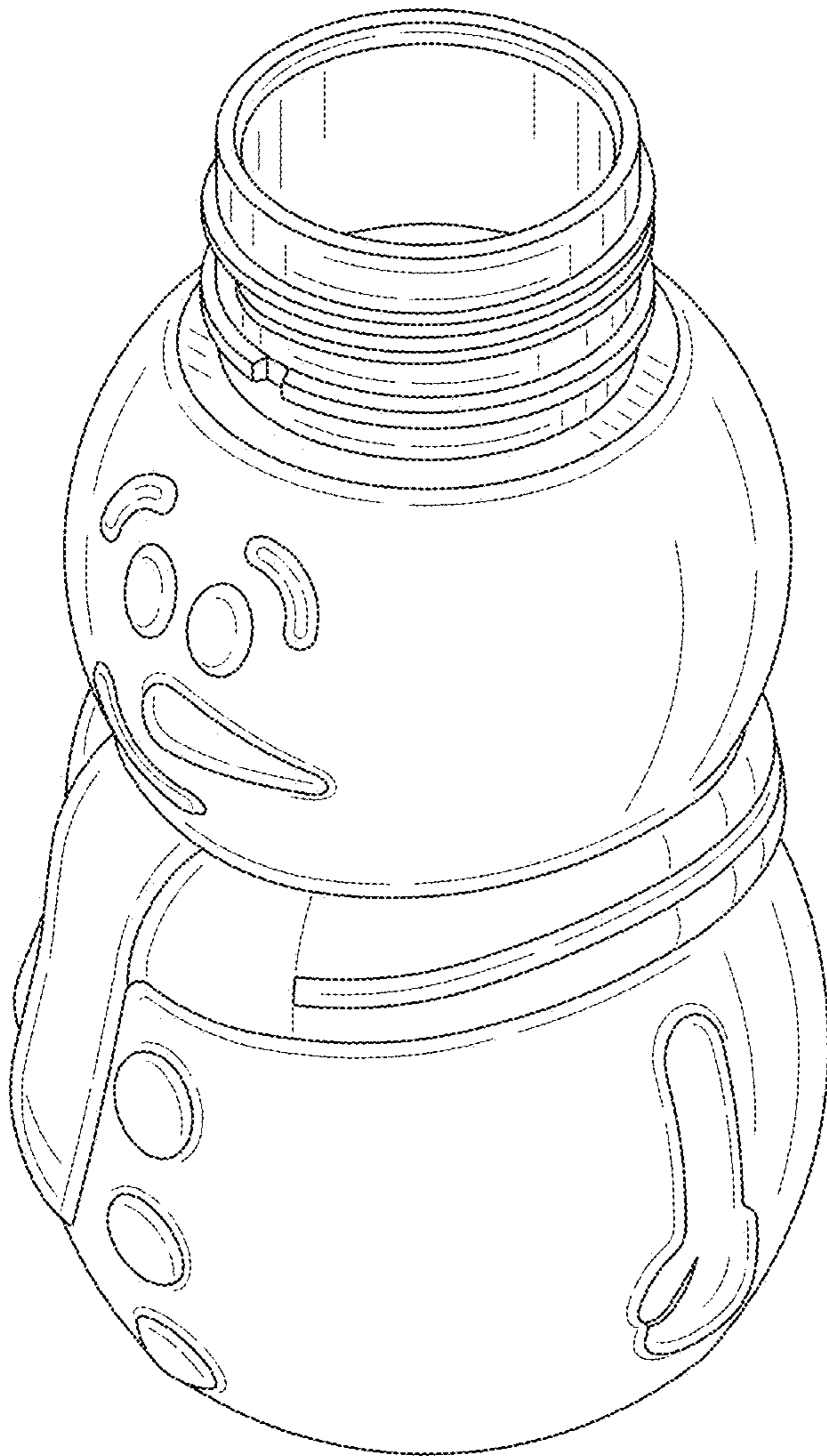
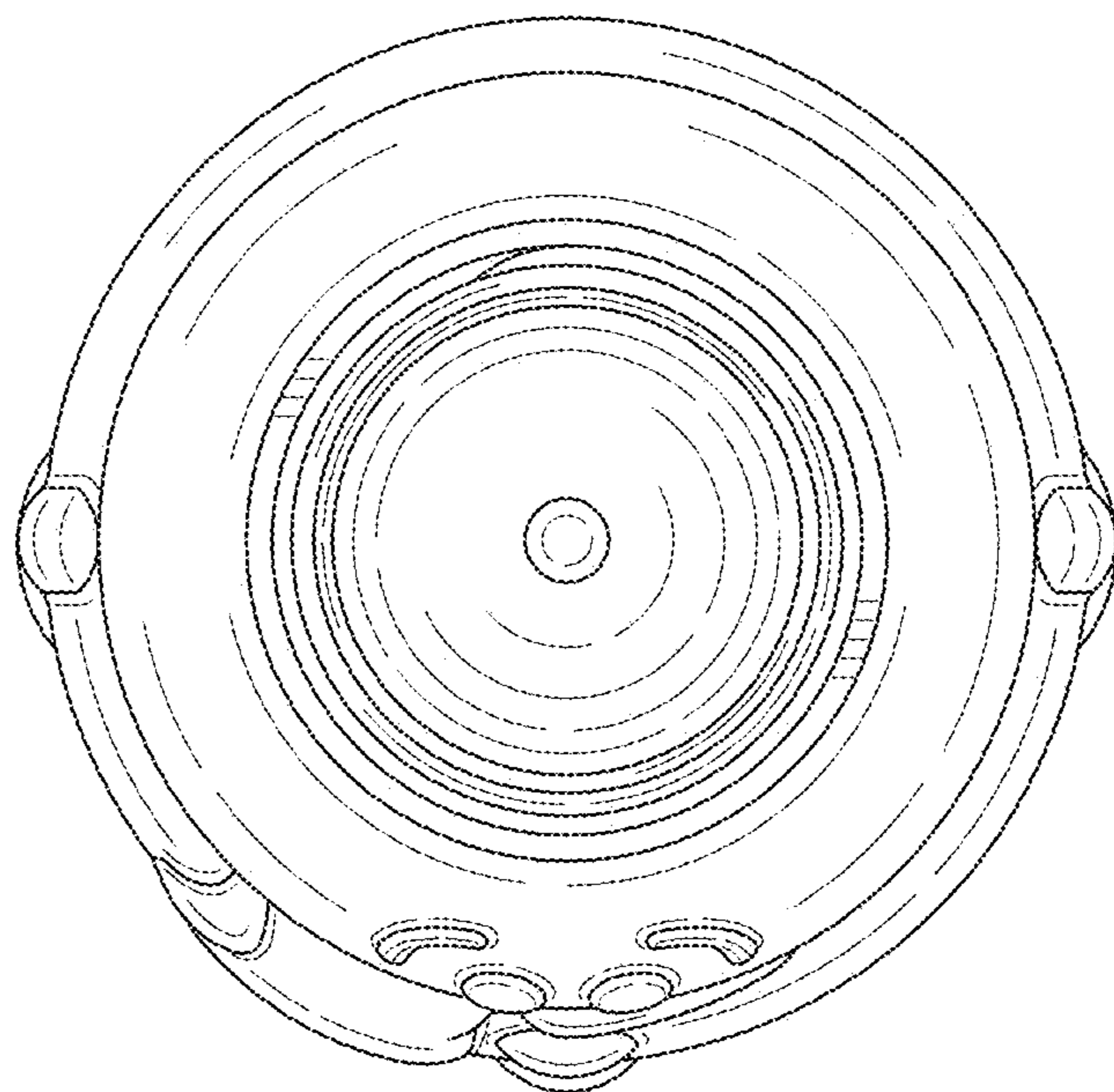


FIG. 1

FIG. 3



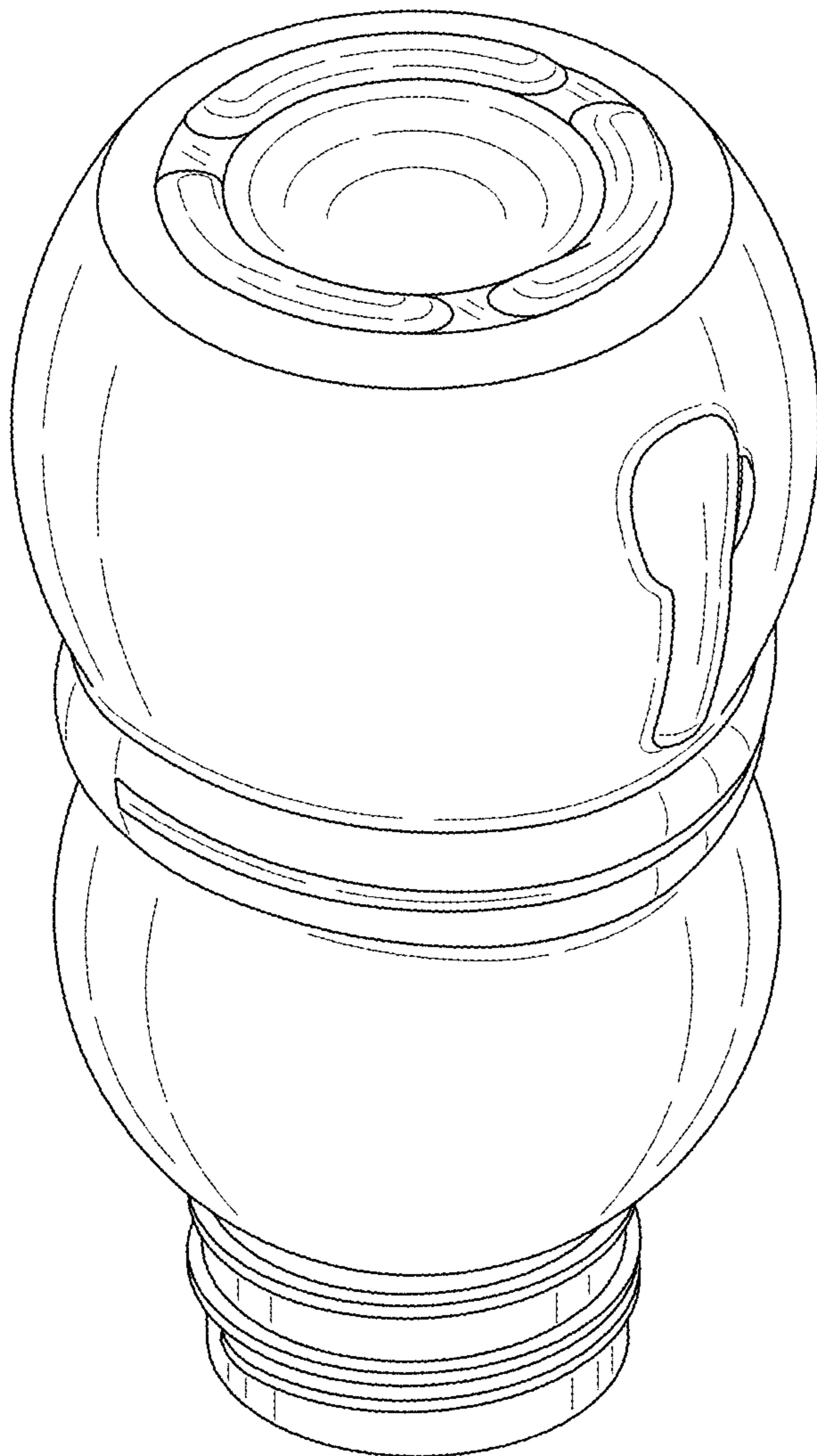
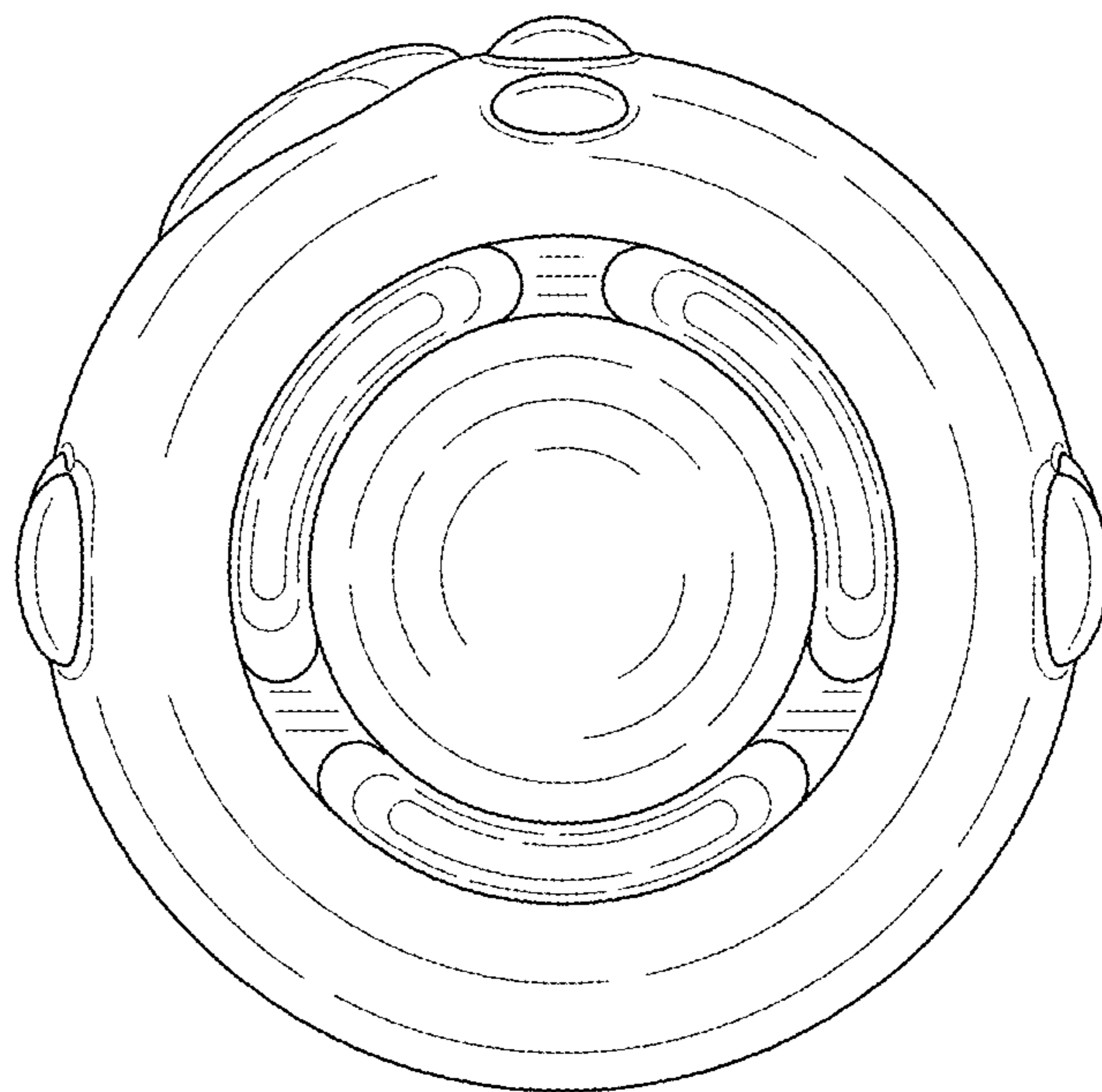


FIG. 2

FIG. 4






FIG. 5

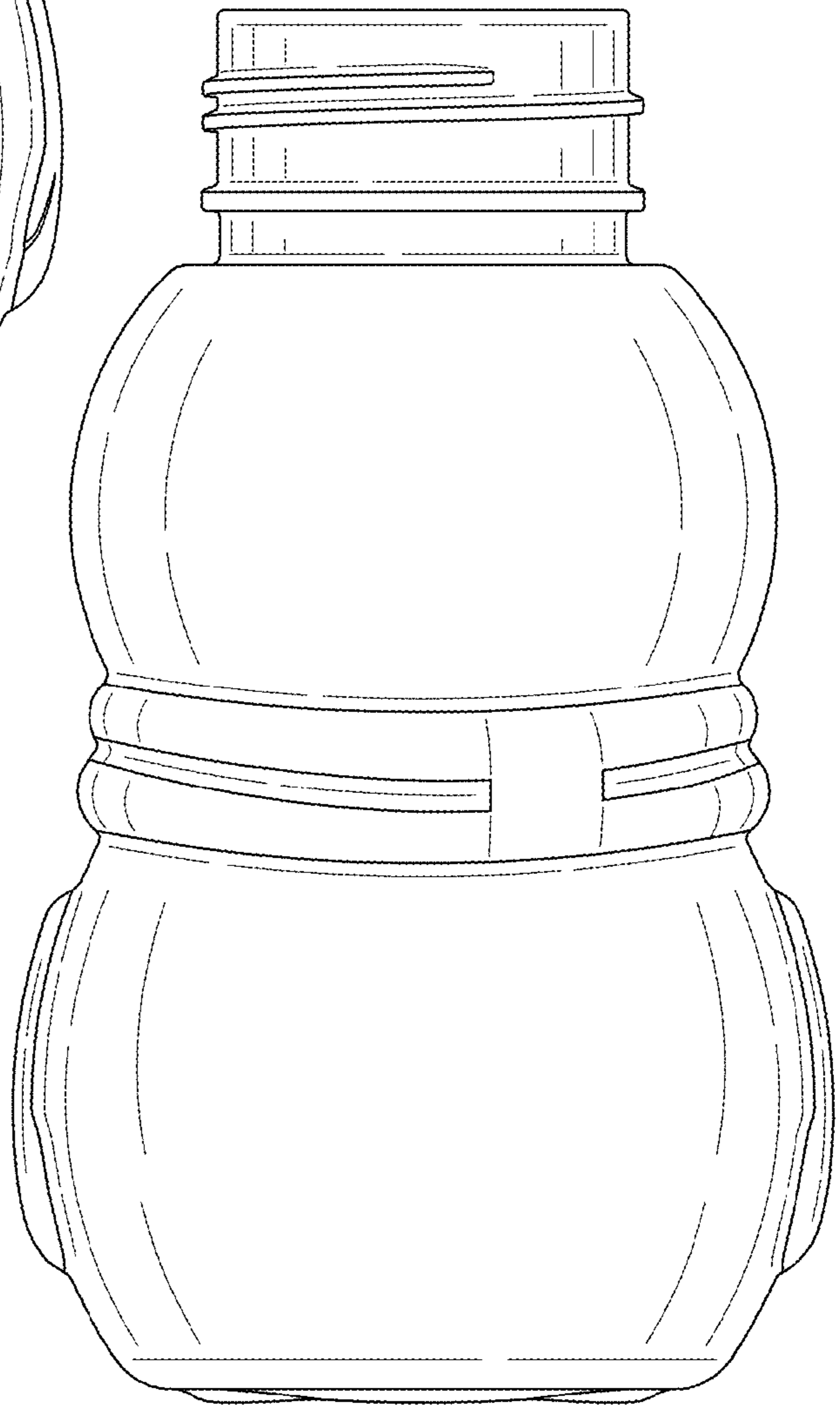


FIG. 6

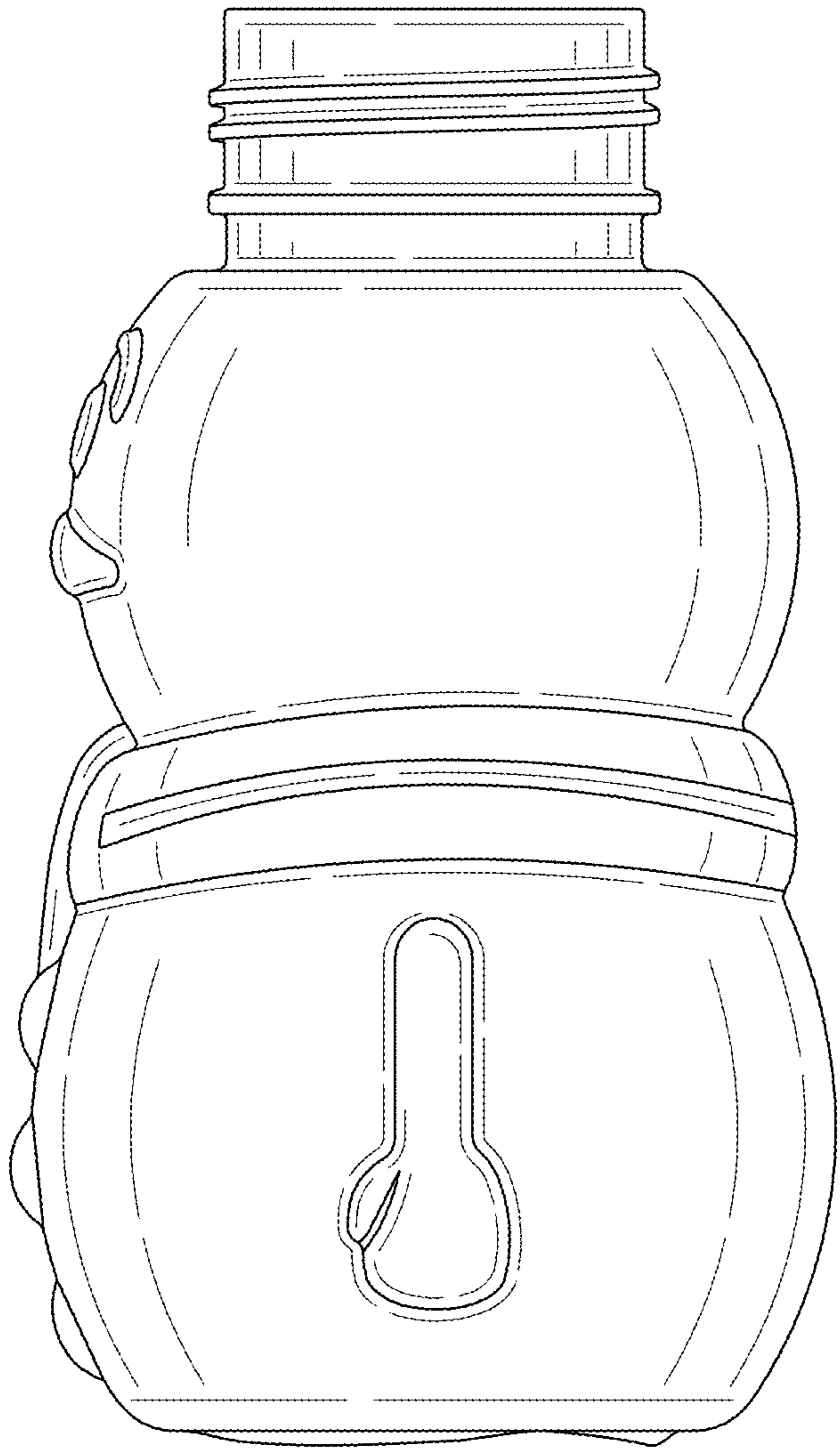


FIG. 7

FIG. 8

