



US00D889962S

(12) **United States Design Patent** (10) **Patent No.:** **US D889,962 S**  
**Thai** (45) **Date of Patent:** **\*\* Jul. 14, 2020**

(54) **TOPPER FOR BUBBLE SOLUTION CONTAINER**

(71) Applicant: **Placo Bubbles Limited**, TST East, Kowloon (HK)

(72) Inventor: **Douglas Thai**, Kowloon (HK)

(73) Assignee: **Placo Bubbles Limited**, Hong Kong (HK)

(\*\*) Term: **15 Years**

(21) Appl. No.: **29/689,045**

(22) Filed: **Apr. 26, 2019**

(51) **LOC (12) Cl.** ..... **09-07**

(52) **U.S. Cl.**  
USPC ..... **D9/451**; D21/620

(58) **Field of Classification Search**  
USPC ..... D9/600, 434-454; 206/457, 494, 459.5, 206/527, 540; 229/116.1; 215/381-384, 215/400; D7/514-520, 539, 544, 571, D7/594, 599, 604, 613, 619.2, 623, 625, D7/628-630, 391-392.1, 396.2; D3/270-271.8; D21/401, 620  
CPC ..... B65D 67/00; B65D 81/36; B65D 81/60; B65D 81/368; B65D 37/00; B65D 5/42; B65D 5/4208; B65D 77/00; A63H 33/10; A63H 33/16

See application file for complete search history.

(56) **References Cited**

**U.S. PATENT DOCUMENTS**

D179,226 S \* 11/1956 Starnes ..... D7/613  
D283,038 S \* 3/1986 Knight ..... D21/620

4,854,908 A \* 8/1989 Shively ..... A63H 3/16  
446/100  
D700,666 S \* 3/2014 Lo ..... D21/620  
D707,310 S \* 6/2014 Carlson ..... D21/620  
D783,370 S \* 4/2017 Su ..... A63H 3/16  
D7/619.2  
D835,731 S \* 12/2018 Rub ..... D21/620  
D869,575 S \* 12/2019 Shi ..... D21/620

\* cited by examiner

*Primary Examiner* — Sandra L Morris

(74) *Attorney, Agent, or Firm* — Raymond Sun


(57) **CLAIM**

The ornamental design for a topper for bubble solution container, as shown and described.

**DESCRIPTION**

FIG. 1 is a perspective view of the topper, with the broken lines shown herein forming no part of the claimed design and showing the environment in which the topper is used. FIG. 2 is a perspective view of the topper of FIG. 1. FIG. 3 is a front view of the topper of FIG. 1. FIG. 4 is a rear view of the topper of FIG. 1. FIG. 5 is a left view of the topper of FIG. 1. FIG. 6 is a right view of the topper of FIG. 1. FIG. 7 is a top view of the topper of FIG. 1; and, FIG. 8 is a bottom view of the topper of FIG. 1, with the broken lines shown herein forming no part of the claimed design.

**1 Claim, 8 Drawing Sheets**






FIG. 1




FIG. 2

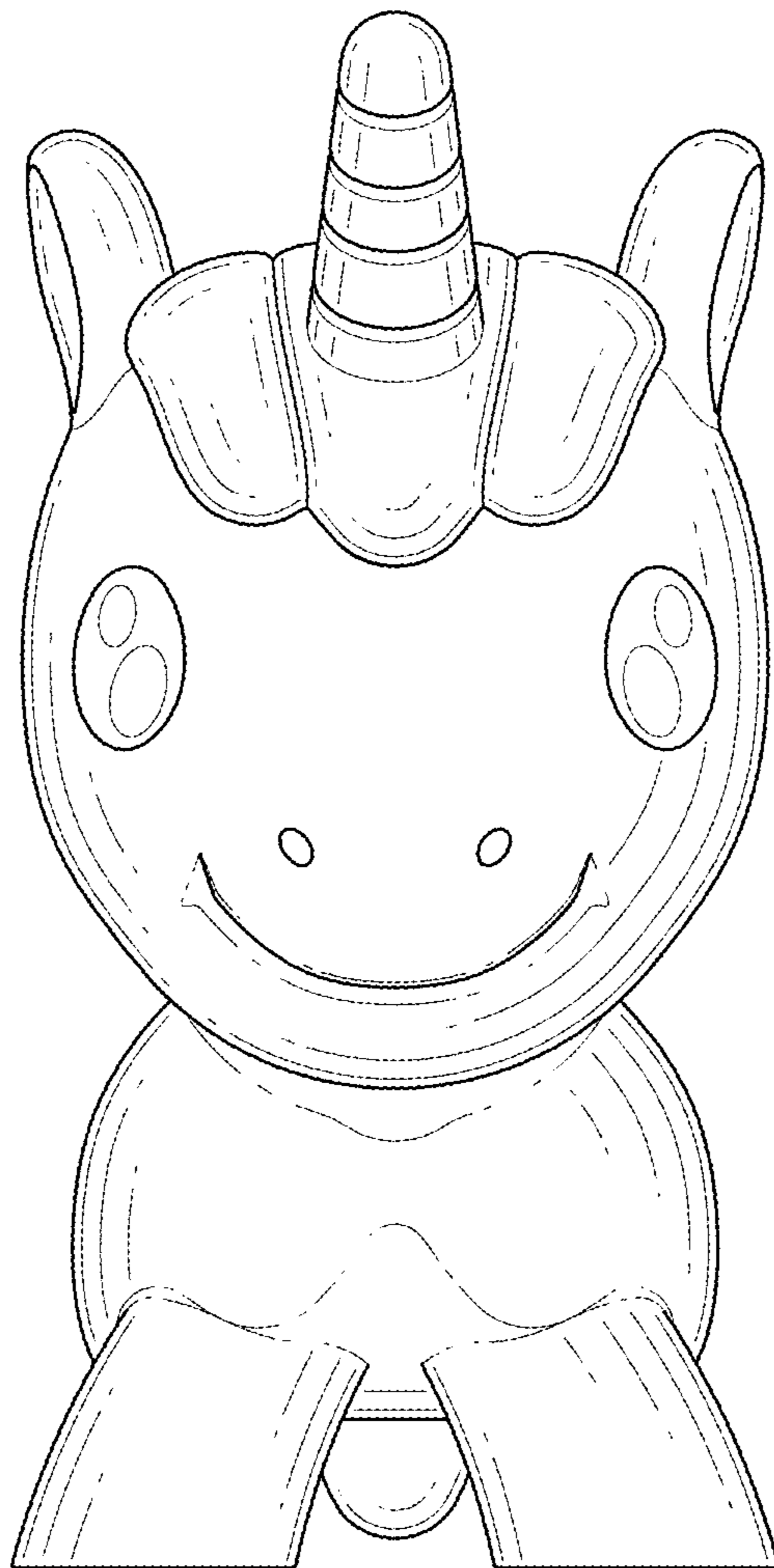


FIG. 3

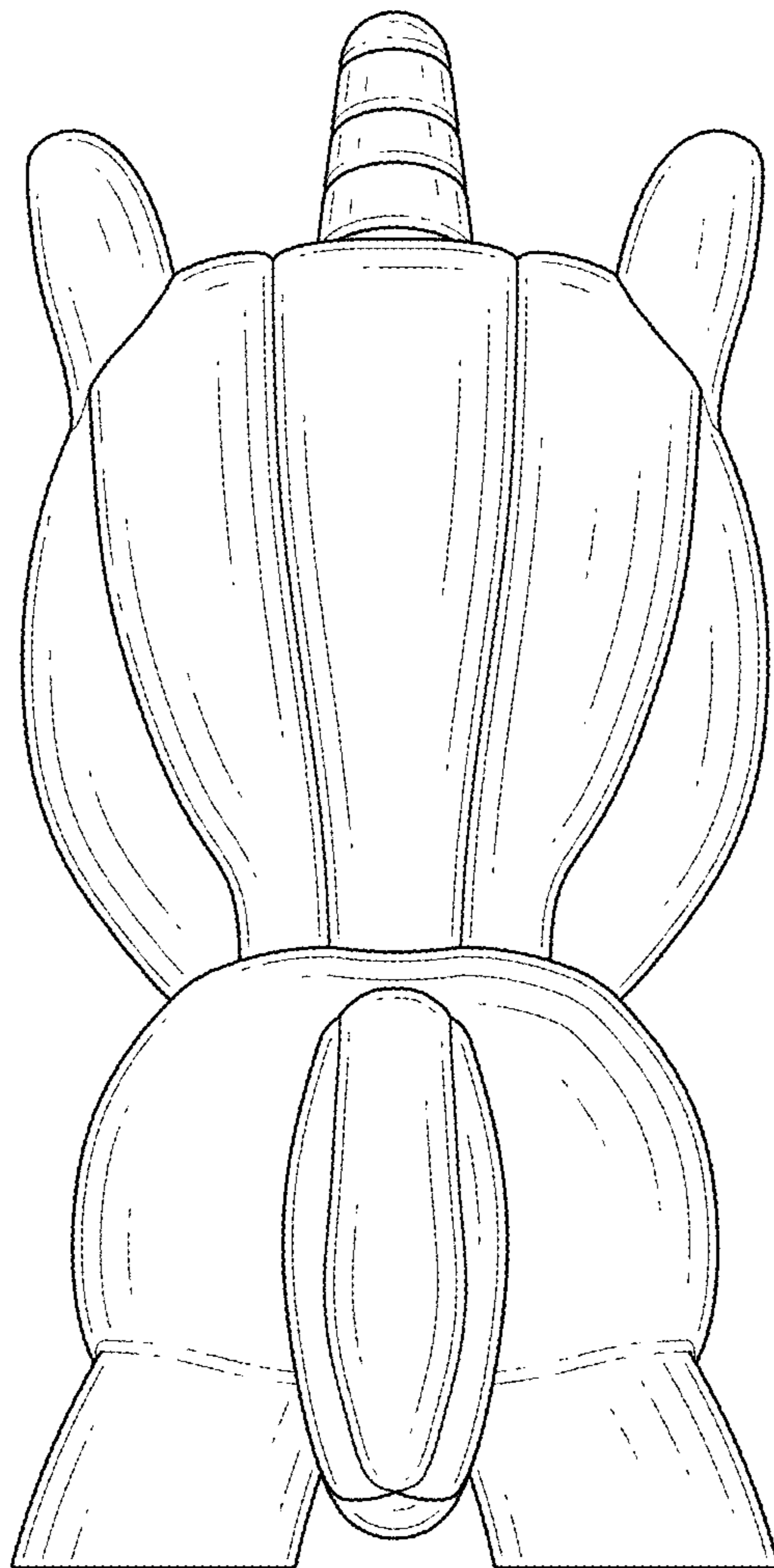


FIG.4




FIG.5




FIG. 6

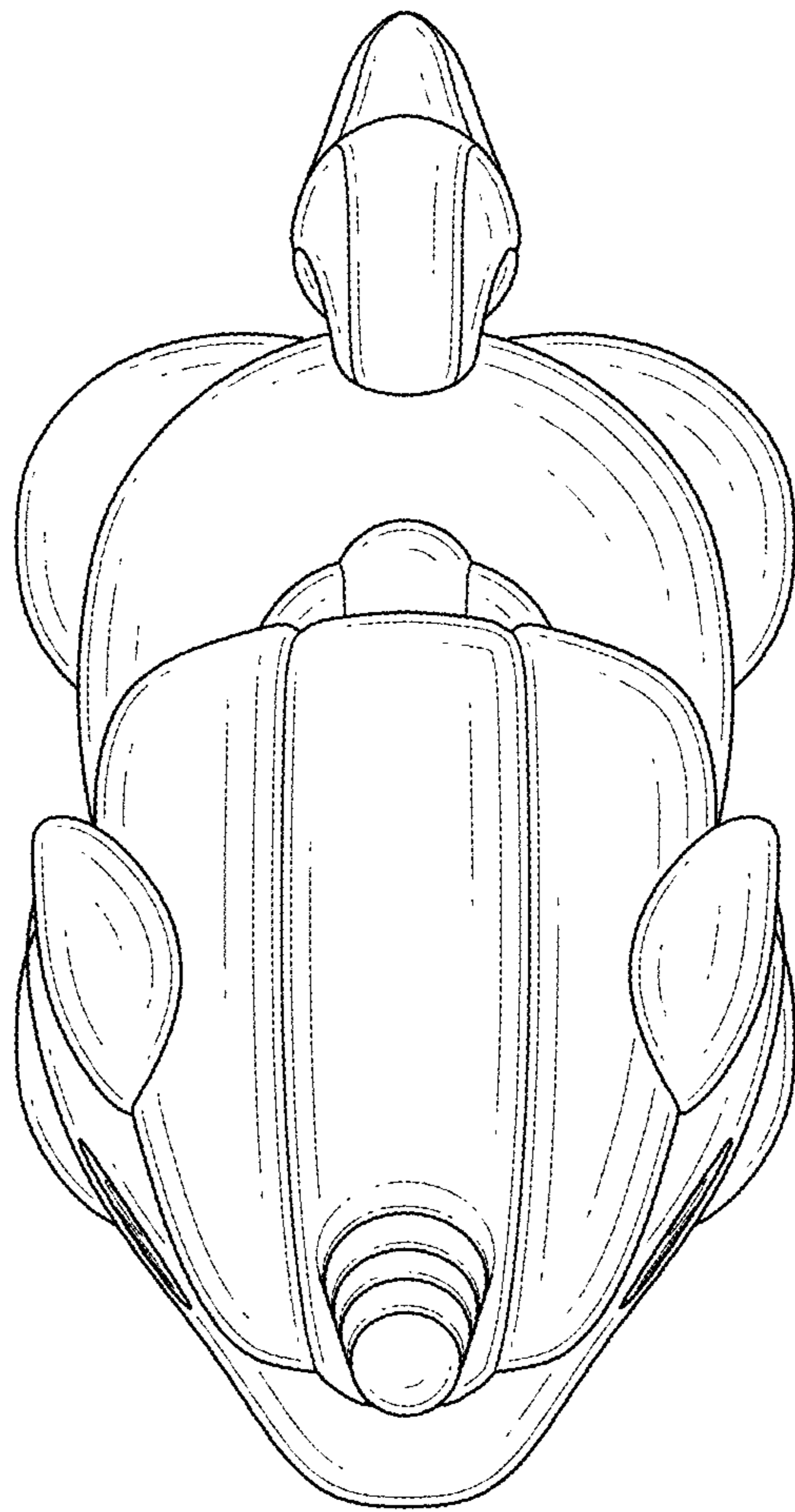


FIG. 7



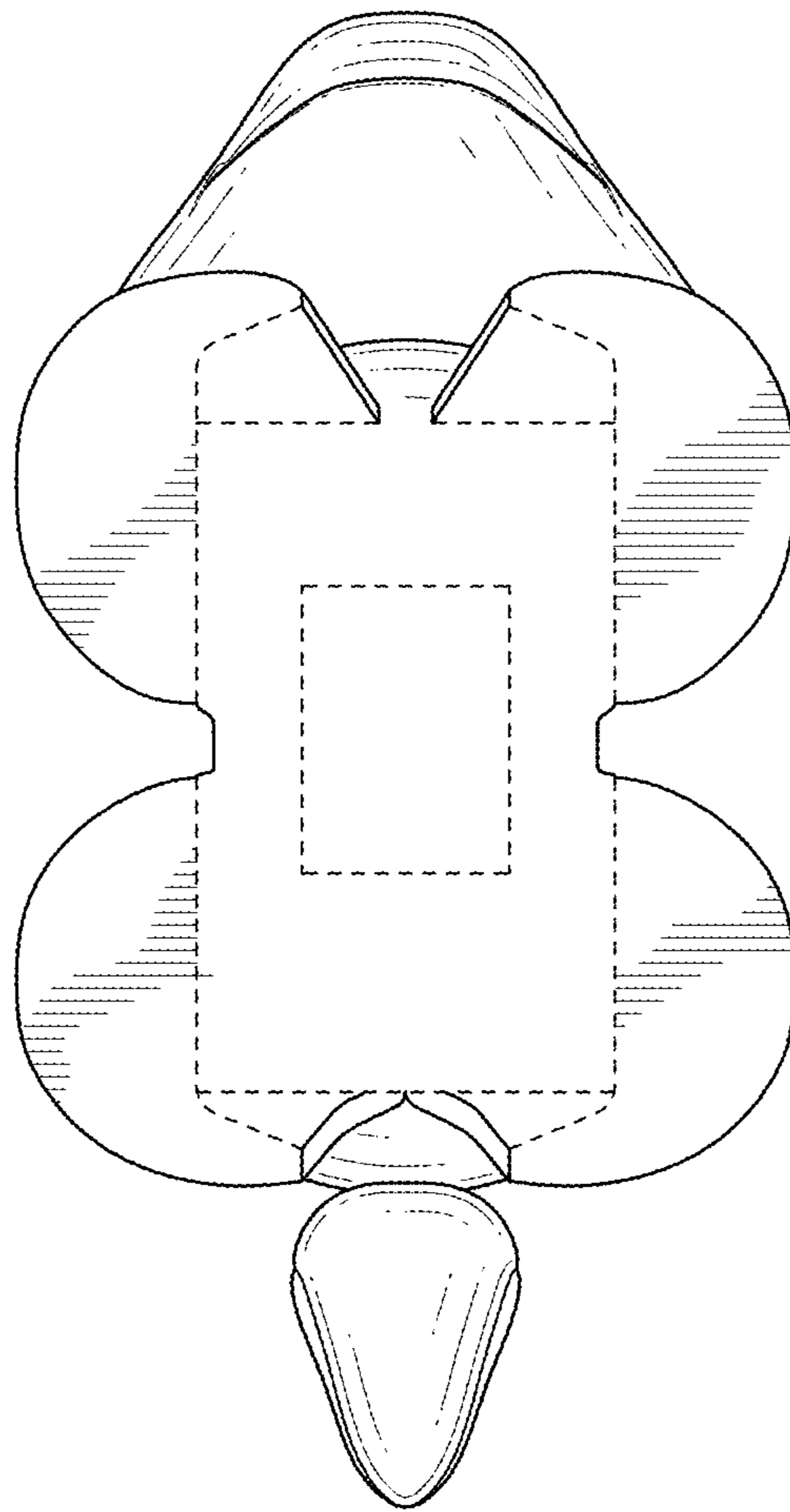


FIG. 8