



US00D889960S

(12) **United States Design Patent** (10) **Patent No.:** **US D889,960 S**
Kollias (45) **Date of Patent:** **** Jul. 14, 2020**

(54) **BLANK FOR AN ARTICLE ORGANIZER**

(71) Applicant: **Michael Kollias**, Chicago, IL (US)

(72) Inventor: **Michael Kollias**, Chicago, IL (US)

(**) Term: **15 Years**

(21) Appl. No.: **29/643,294**

(22) Filed: **Apr. 6, 2018**

Related U.S. Application Data

(63) Continuation of application No. 14/584,503, filed on Dec. 29, 2014, now Pat. No. 9,938,012, which is a continuation-in-part of application No. 14/088,490, filed on Nov. 25, 2013, now Pat. No. 10,293,756.

(51) **LOC (12) Cl.** **09-03**

(52) **U.S. Cl.**
USPC **D9/433**

(58) **Field of Classification Search**
USPC D9/414-423, 430-433, 454, 456, 457,
D9/711, 713, 721-722; D20/10, 22, 27,
D20/40, 42
CPC ... B65D 5/00; B65D 5/02; B65D 5/18; B65D
5/20
See application file for complete search history.

(56) **References Cited**

U.S. PATENT DOCUMENTS

1,915,958	A *	6/1933	Skirrow	B60N 3/007 108/44
3,156,404	A *	11/1964	Wood	B65D 71/18 206/148
3,229,892	A *	1/1966	Weiss	B65D 71/20 206/152
3,367,557	A *	2/1968	Farquhar	B65D 71/16 206/140
3,381,881	A *	5/1968	Ganz	B65D 71/18 206/140
4,893,773	A *	1/1990	Fujimoto	B60N 3/103 248/215

5,690,275	A *	11/1997	Bose	B65D 5/4295 220/676
D694,125	S *	11/2013	Holsmer	D9/753
D743,811	S *	11/2015	Lebeau	D9/711
D744,823	S *	12/2015	Holley, Jr.	D9/415
D776,548	S *	1/2017	Bell	D9/753
9,561,878	B2 *	2/2017	Lee	B65D 5/5023
9,938,012	B1 *	4/2018	Kollias	B64D 11/00
10,293,756	B1 *	5/2019	Kollias	B60R 7/08

OTHER PUBLICATIONS

Mike Kollias brings you your airplane accessory holder. [online] Published on Mar. 7, 2019. Retrieved Jun. 7, 2019 from URL: <https://wgnradio.com/2019/03/06/mike-kollias-brings-you-your-airplane-accessory-holder/>.*

* cited by examiner

Primary Examiner — Vy N Koenig
(74) *Attorney, Agent, or Firm* — The Law Offices of Konrad Sherinian LLC

(57) **CLAIM**

The ornamental design of a blank for an article organizer, as shown and described.

DESCRIPTION

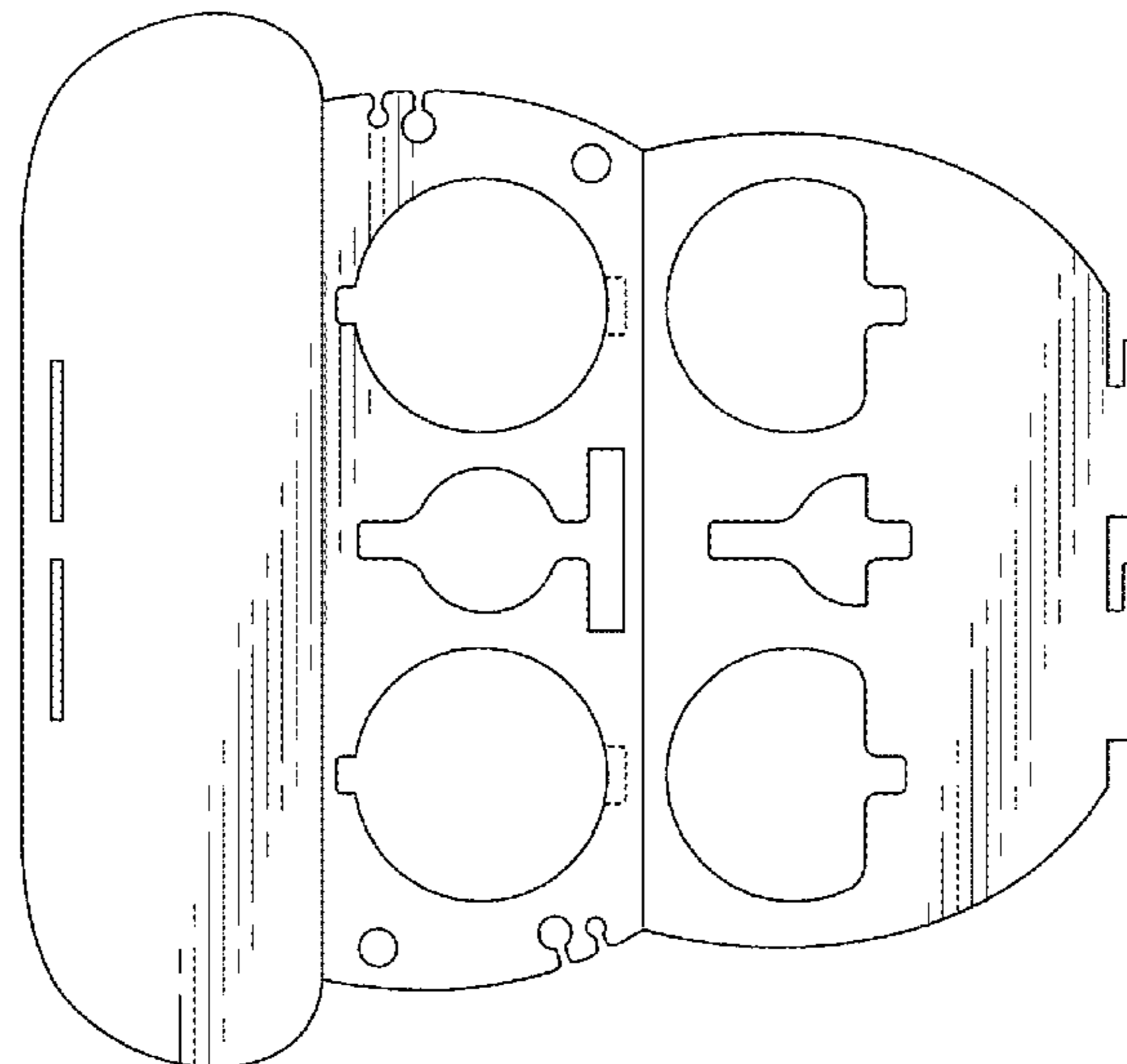
FIG. 1 is a top plan view of a blank for an article organizer showing my new design, the bottom being a mirror image thereof;

FIG. 2 is a top plan view of another embodiment of a blank for an article organizer showing my new design, the bottom being a mirror image thereof; and,

FIG. 3 is a top plan view of a third embodiment of a blank for an article organizer showing my new design, the bottom being a mirror image thereof.

The broken lines shown are directed to environment for purposes of illustration and form no part of the claimed design.

1 Claim, 2 Drawing Sheets



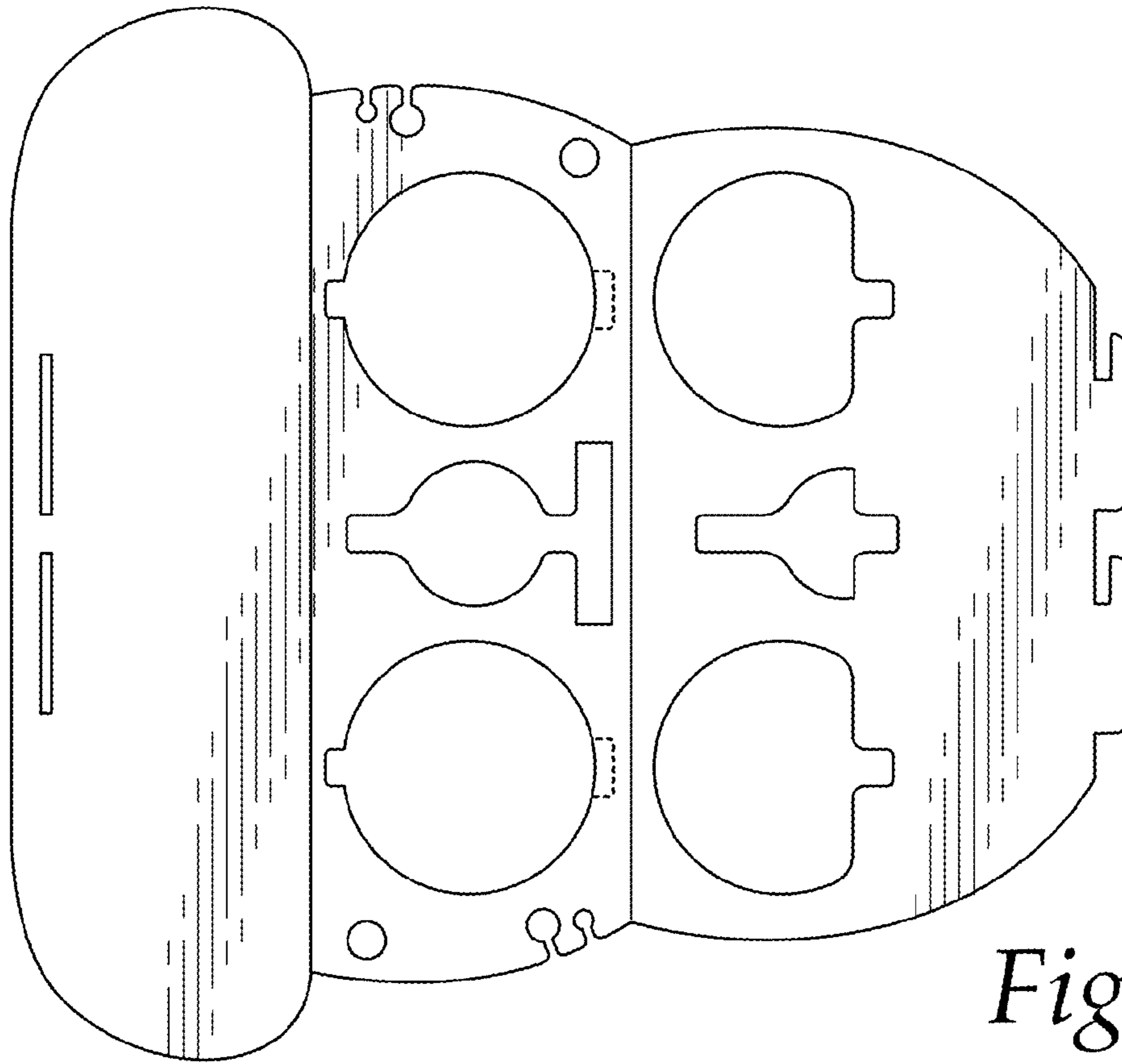


Fig. 1

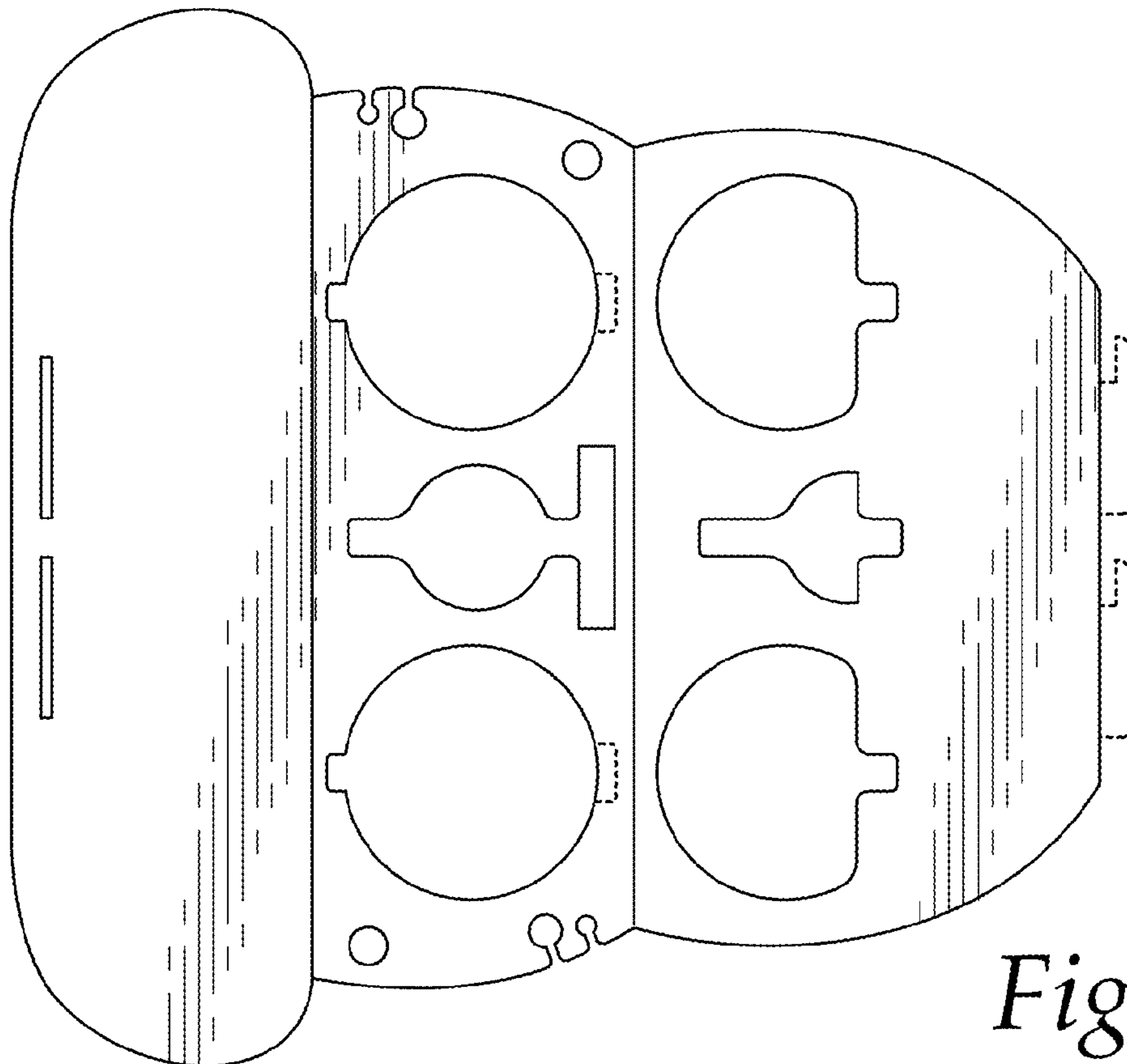


Fig. 2

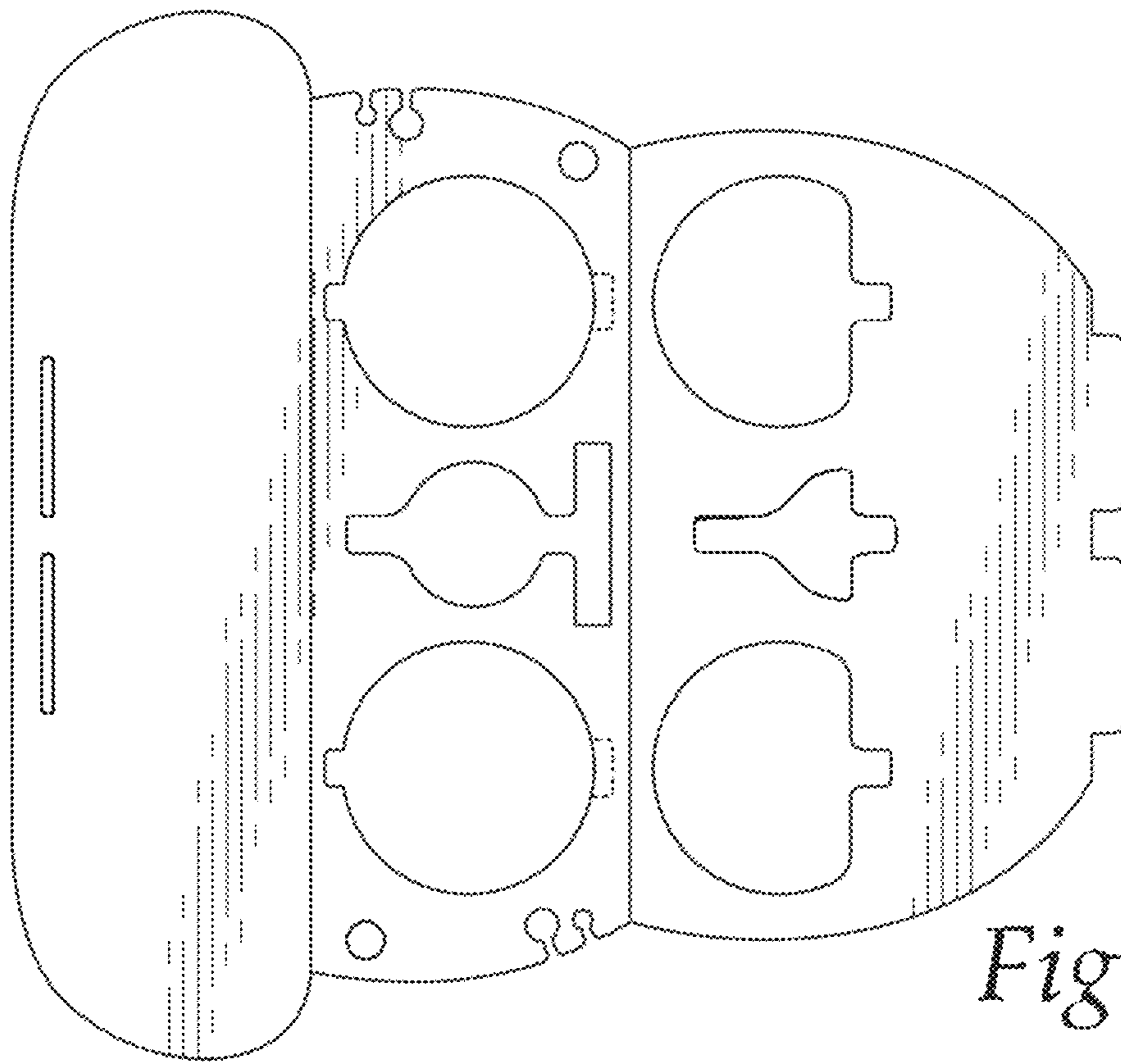


Fig. 3