



US00D889957S

(12) **United States Design Patent** (10) **Patent No.:** **US D889,957 S**  
**Sølling** (45) **Date of Patent:** **\*\* Jul. 14, 2020**

(54) **GIFT BOX**  
(71) Applicant: **GLUD & MARSTRAND A/S**, Løsning (DK)  
(72) Inventor: **Tino Sølling**, Sølrød Strand (DK)  
(73) Assignee: **ENVASES EUROPE A/S**, Løsning (DK)  
(\*\*) Term: **15 Years**  
(21) Appl. No.: **29/542,575**  
(22) Filed: **Oct. 15, 2015**

(30) **Foreign Application Priority Data**  
Apr. 15, 2015 (EM) ..... 002682096-0001  
Apr. 15, 2015 (EM) ..... 002682096-0002  
Apr. 15, 2015 (EM) ..... 002682096-0003

(51) **LOC (12) Cl.** ..... **09-03**  
(52) **U.S. Cl.**  
USPC ..... **D9/420**  
(58) **Field of Classification Search**  
USPC ..... D9/414-416, 418, 420, 423, 432,  
D9/424-426, 428-430, 434, 435,  
D9/455-457, 499, 711, 721; D3/201,  
D3/221, 225, 294; D6/407, 629, 632;  
D7/358; 206/236-242, 245, 308.2  
CPC ..... E05B 73/0023; G11B 33/0416; G11B  
33/0438; G11B 33/0466  
See application file for complete search history.

(56) **References Cited**  
U.S. PATENT DOCUMENTS  
D248,341 S \* 7/1978 Gillenwater ..... D3/221  
D284,714 S \* 7/1986 Thor ..... D22/199  
5,297,672 A \* 3/1994 MacTavish ..... E05B 73/0023  
206/1.5  
D414,692 S \* 10/1999 Srinual ..... D9/423

D420,240 S \* 2/2000 Sorenson ..... D3/201  
D445,626 S \* 7/2001 Myszka ..... D6/407  
D553,873 S \* 10/2007 Fujino ..... D6/407  
D563,093 S \* 3/2008 Nussberger ..... D3/201  
D573,459 S \* 7/2008 Snider ..... D3/294  
D606,394 S \* 12/2009 Stewart ..... D9/423  
D677,051 S \* 3/2013 Wolff ..... D3/294  
2003/0146119 A1 \* 8/2003 Lee ..... G11B 33/0427  
206/310

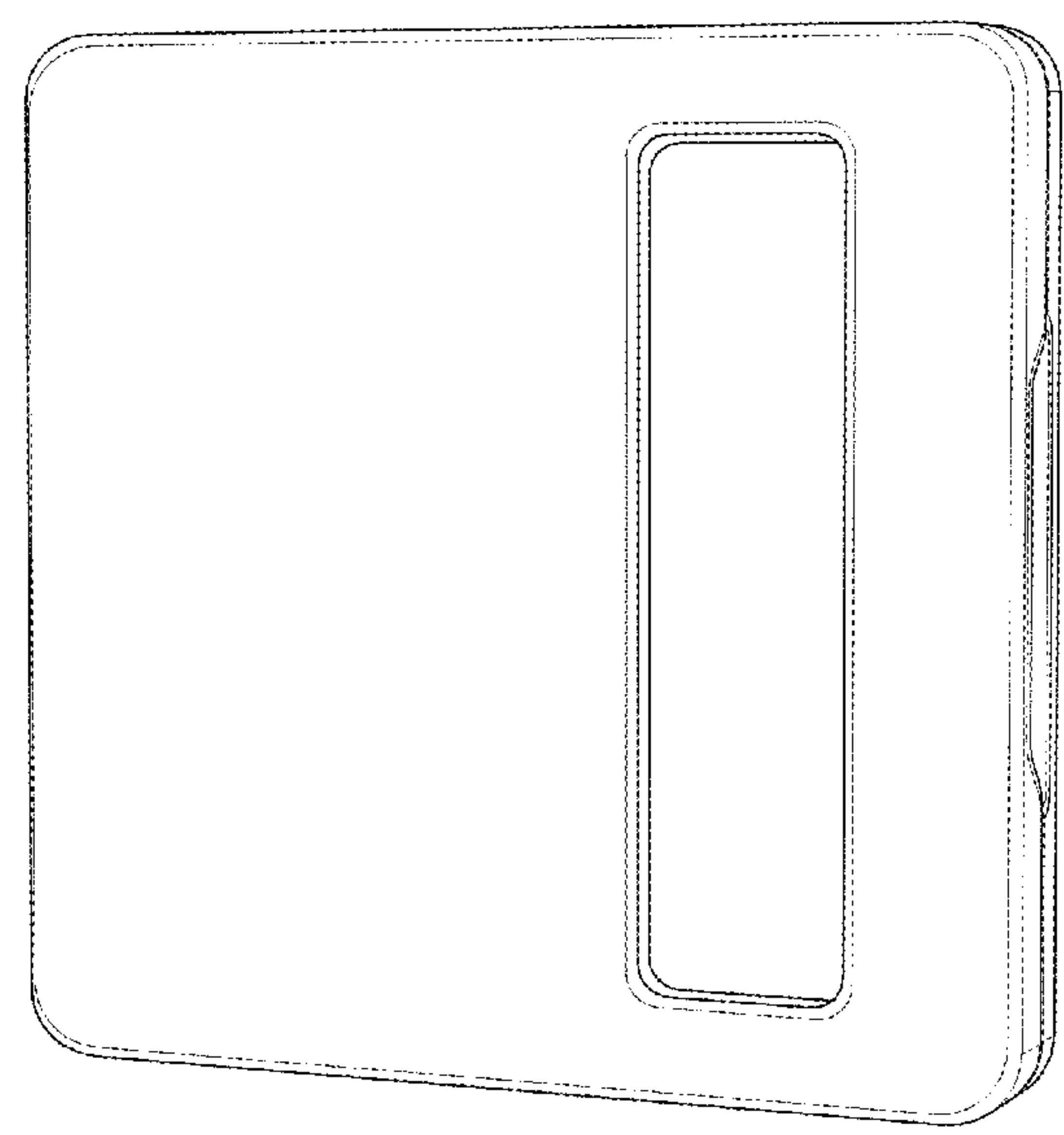
(Continued)

*Primary Examiner* — Sandra S Snapp  
*Assistant Examiner* — Mehri F Bajoul  
(74) *Attorney, Agent, or Firm* — Dykema Gossett PLLC

(57) **CLAIM**  
The ornamental design for a gift box, as shown and described.

**DESCRIPTION**  
FIG. 1 is a front-top perspective view of a gift box in the closed position;  
FIG. 2 is a rear-side perspective view of FIG. 1 in a closed position showing my design;  
FIG. 3 is a front elevation view of FIG. 2 in the closed position;  
FIG. 4 is a side elevation view of FIG. 2 in the closed position;  
FIG. 5 is a top plan view of FIG. 2 in the closed position;  
FIG. 6 is a bottom plan view of FIG. 2 in the closed position;  
FIG. 7 is a front-top-side perspective view of FIG. 2 in the open position;  
FIG. 8 is a front elevation view of FIG. 2 in the open position;  
FIG. 9 is a rear elevation view of FIG. 2 in an open position; and,  
FIG. 10 is a side elevation view of FIG. 2 in the open position.  
The broken lines in the drawings depict portions of the gift box that form no part of the claimed design.

**1 Claim, 6 Drawing Sheets**



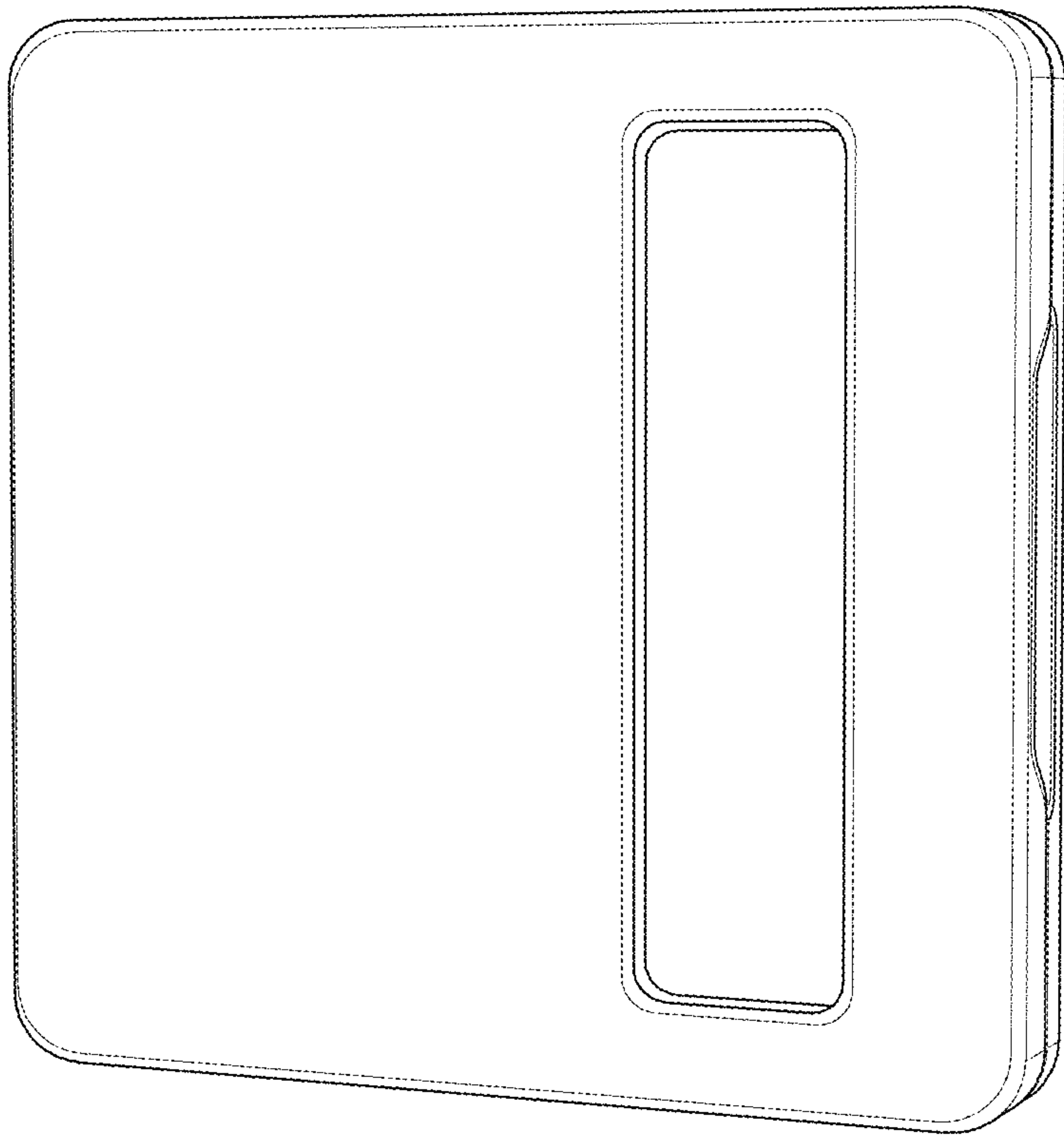
(56)

**References Cited**


U.S. PATENT DOCUMENTS

2003/0196918	A1 *	10/2003	Lau .....	G11B 33/0427 206/308.2
2003/0230509	A1 *	12/2003	Fitzgerald .....	B42D 1/08 206/472
2004/0020802	A1 *	2/2004	Chang .....	G11B 33/0427 206/308.2
2005/0098455	A1 *	5/2005	Hsiao .....	G11B 33/0488 206/308.2
2005/0279143	A1 *	12/2005	Belden, Jr. ....	E05B 73/0023 70/57.1
2007/0131680	A1 *	6/2007	Banik .....	A45D 40/221 220/4.22
2008/0190920	A1 *	8/2008	Farrar .....	E05B 73/0023 220/4.22


\* cited by examiner



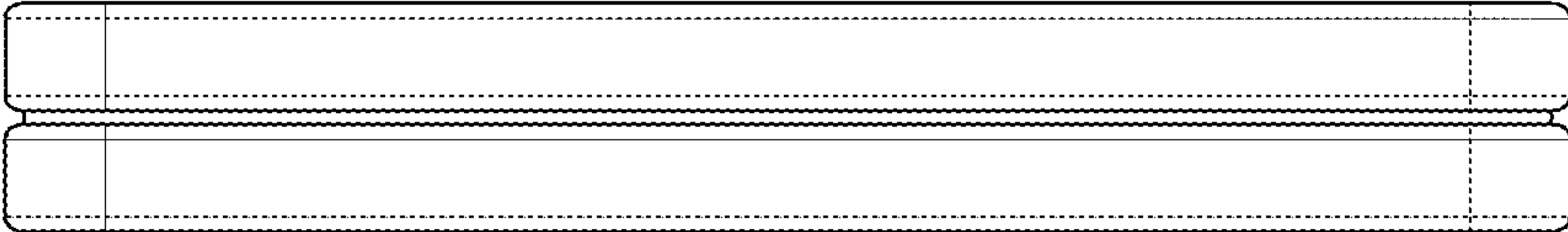
**FIG. 1**




**FIG. 2**



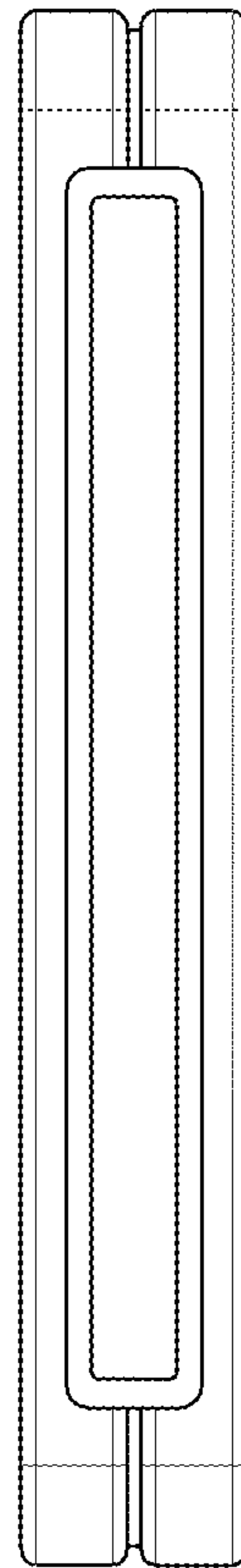
**FIG. 3**



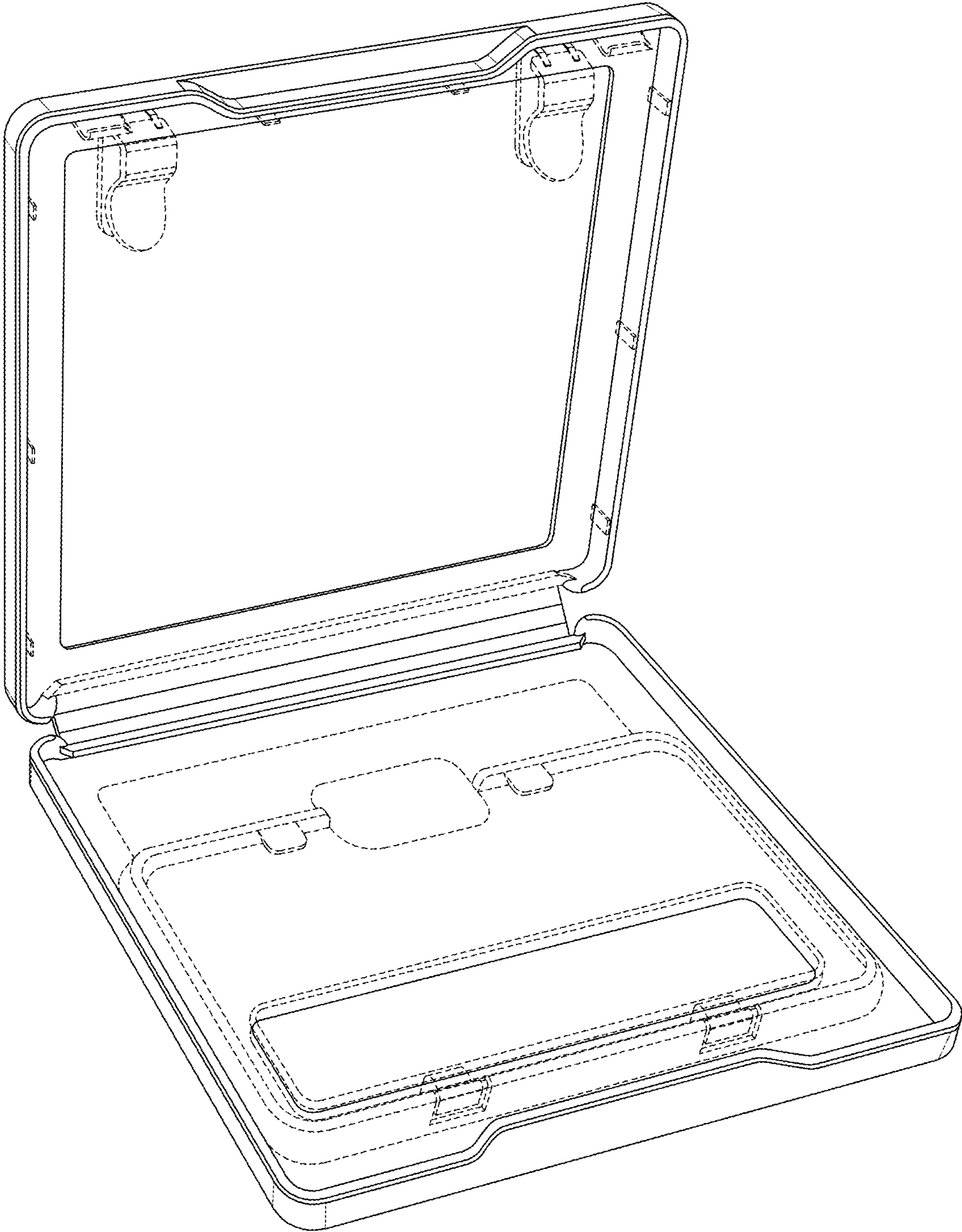
**FIG. 4**



**FIG. 5**



**FIG. 6**



**FIG. 7**






FIG. 8




FIG. 9



FIG. 10