



US00D889924S

(12) **United States Design Patent**
Takabu

(10) **Patent No.:** **US D889,924 S**

(45) **Date of Patent:** **** Jul. 14, 2020**

(54) **SCISSORS**
(71) Applicant: **KABUSHIKI KAISYA LEBEN HANBAI**, Kanagawa (JP)
(72) Inventor: **Atsushi Takabu**, Kanagawa (JP)
(73) Assignee: **KABUSHIKI KAISYA LEBEN HANBAI**, Kanagawa (JP)

1,600,225 A * 9/1926 Halpern A61B 17/3201
606/174
D100,377 S * 7/1936 Lincoln D8/57
D296,361 S * 6/1988 Gerich D24/143
D407,959 S * 4/1999 Rashman D24/148
D566,500 S * 4/2008 Weinberg D8/57
D581,232 S * 11/2008 Gransbury D8/57
D669,179 S * 10/2012 Fisher D24/148
D678,020 S * 3/2013 Lipscomb D8/57
D723,161 S * 2/2015 Goldstein D24/148
D765,247 S * 8/2016 Devonish Brown D24/147
D786,041 S * 5/2017 Roberts D8/57
D863,906 S * 10/2019 Bludorn D8/52
2018/0206872 A1 * 7/2018 Matsuo A61B 17/3201

(**) Term: **15 Years**
(21) Appl. No.: **29/667,102**

* cited by examiner

(22) Filed: **Oct. 18, 2018**

Primary Examiner — Cynthia R Underwood

(30) **Foreign Application Priority Data**

(74) *Attorney, Agent, or Firm* — Hamre, Schumann, Mueller & Larson, P.C.

Apr. 28, 2018 (JP) 2018-009623

(51) **LOC (12) Cl.** **08-03**

(57) **CLAIM**

(52) **U.S. Cl.**
USPC **D8/57**

The ornamental design for scissors, as shown and described.

(58) **Field of Classification Search**
USPC D8/4, 5, 52, 54, 57, 51, 14; 30/131, 30/296.1, 134, 251, 252, 253, 261, 262
See application file for complete search history.

DESCRIPTION

(56) **References Cited**

FIG. 1 is a perspective view of the scissors.
FIG. 2 is a front view of the scissors.
FIG. 3 is a rear view of the scissors.
FIG. 4 is a top view of the scissors.
FIG. 5 is a bottom view of the scissors.
FIG. 6 is a left end view of the scissors; and,
FIG. 7 is a right end view of the scissors.
The broken lines represent environment and form no part of the claim.

U.S. PATENT DOCUMENTS

592,945 A * 11/1897 Youngblood B67B 7/30
30/415
1,330,515 A * 2/1920 Bryant B26B 13/06
30/233

1 Claim, 7 Drawing Sheets

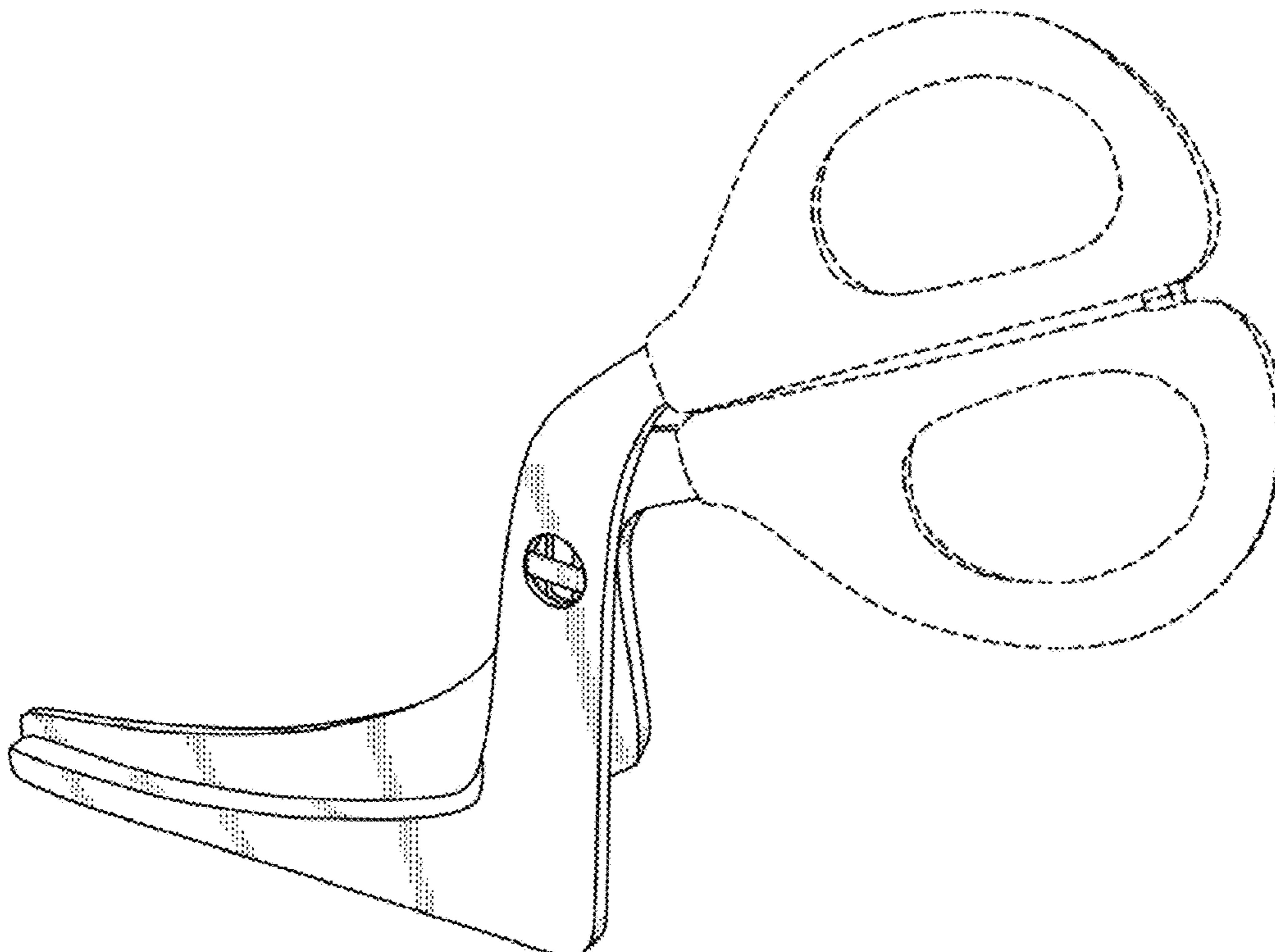


FIG. 1

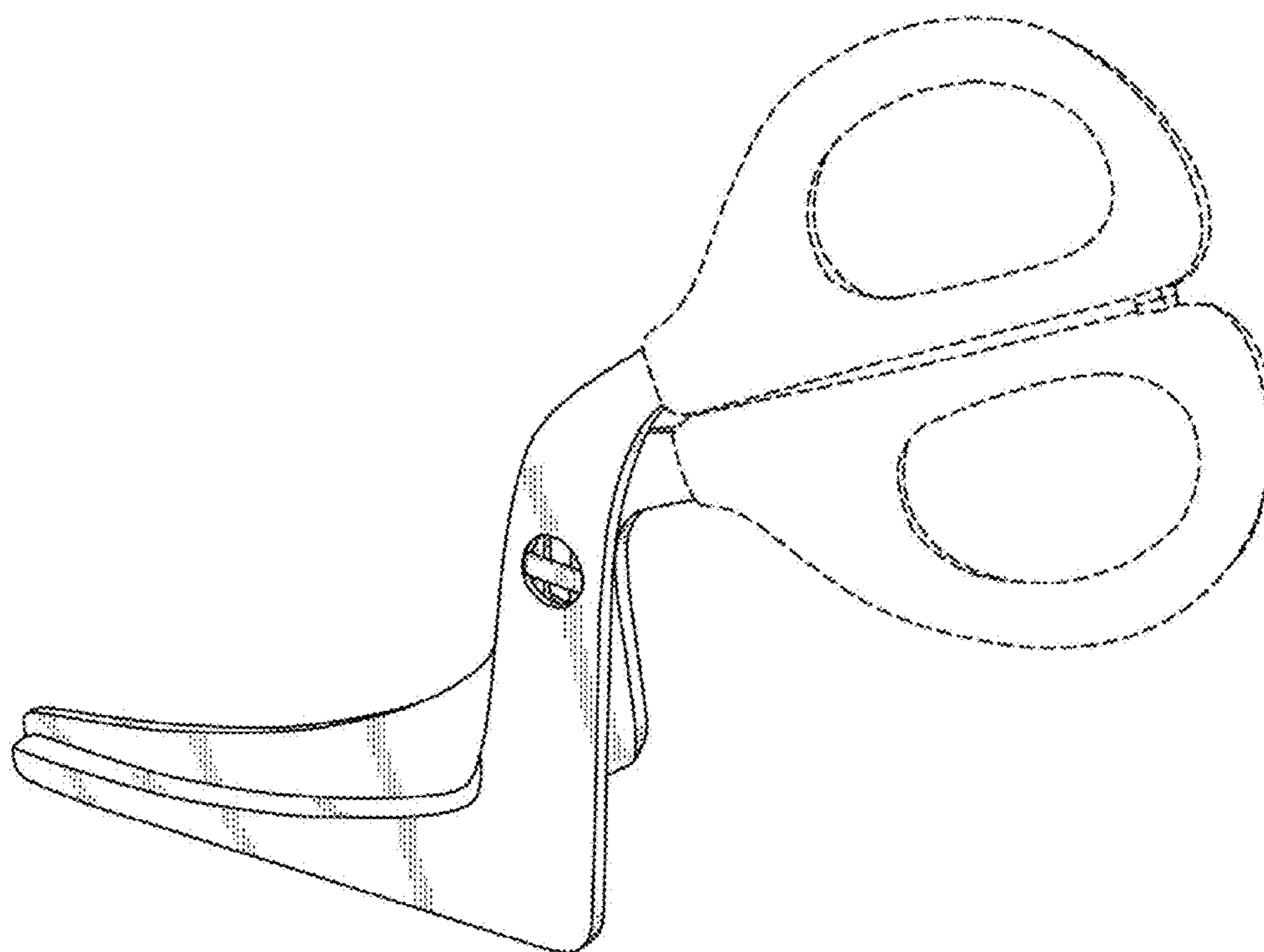


FIG. 2

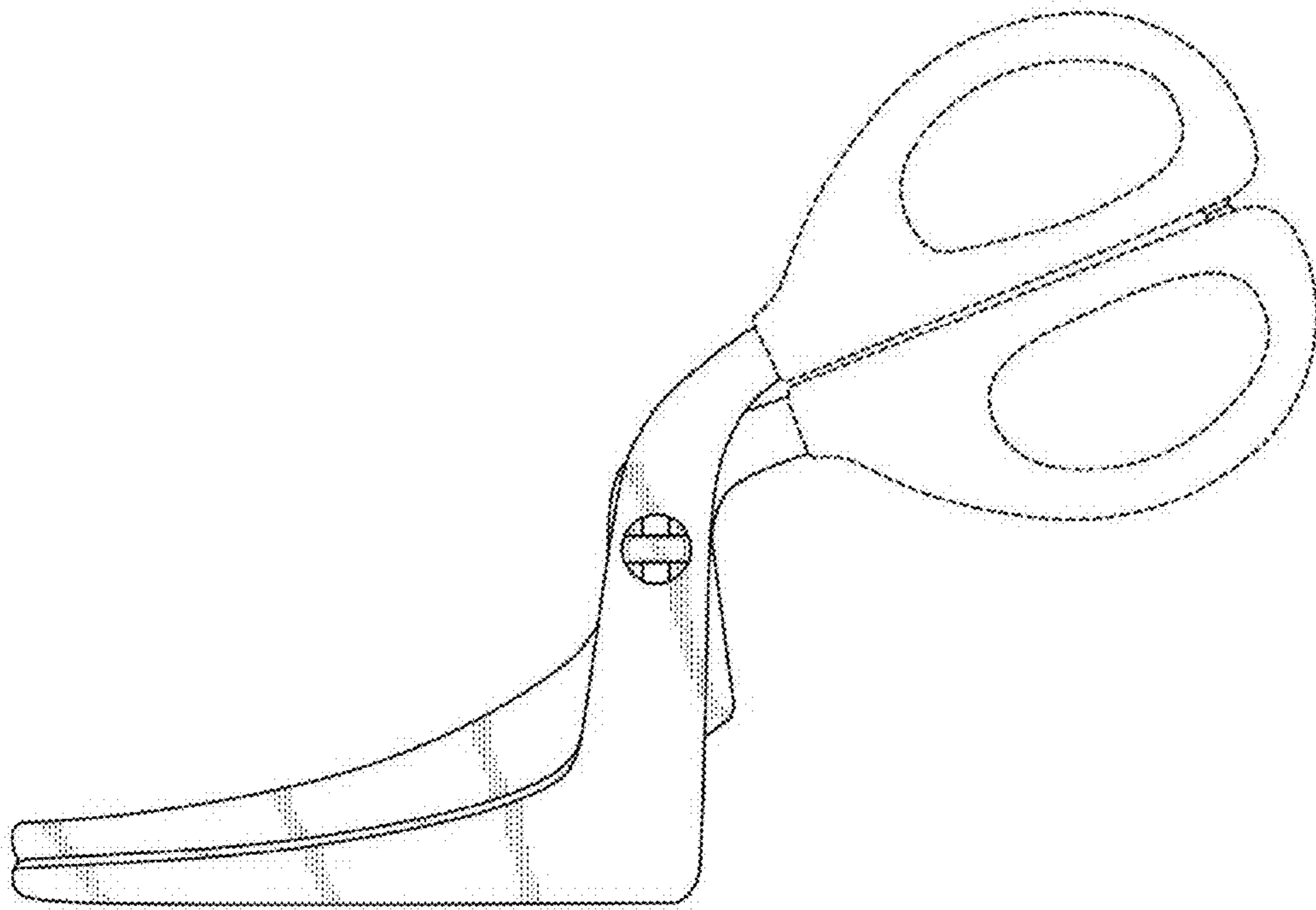


FIG. 3

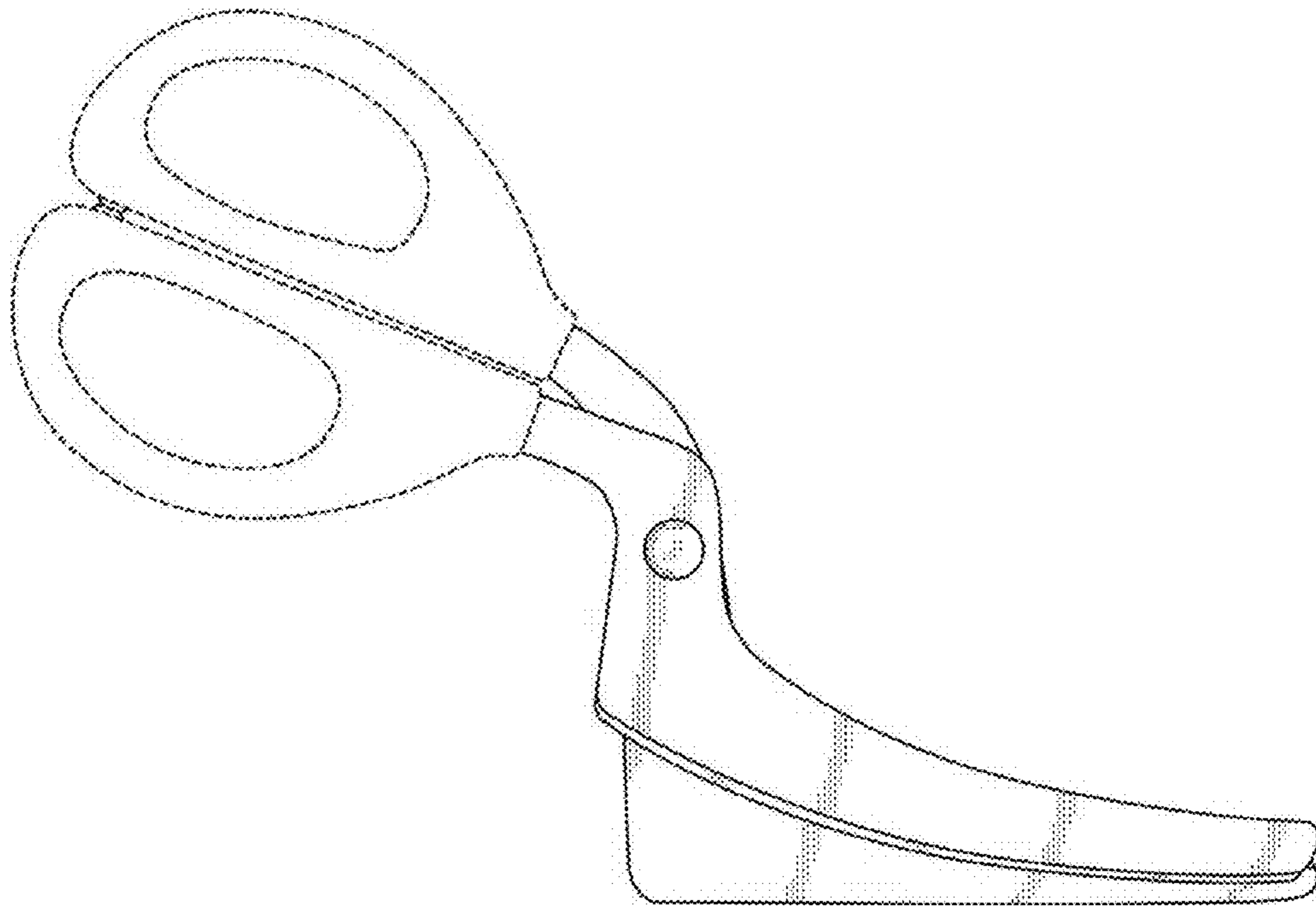


FIG. 4




FIG. 5




FIG. 6



FIG. 7

