



US00D889890S

(12) **United States Design Patent** (10) **Patent No.:** **US D889,890 S**  
**Chen** (45) **Date of Patent:** **\*\* Jul. 14, 2020**

(54) **EXHIBITION STAND**

D659,426 S \* 5/2012 Arko ..... D6/700  
D842,016 S \* 3/2019 Sorel ..... D6/694  
D850,860 S \* 6/2019 Chen ..... D7/558

(71) Applicant: **Guangdong Oppo Mobile Telecommunications Corp., Ltd.**, Dongguan, Guangdong (CN)

**FOREIGN PATENT DOCUMENTS**

(72) Inventor: **Si Chen**, Guangdong (CN)

CN 302733354 S 7/2013  
CN 305120497 S 4/2019  
EM 006137048-0003 S 4/2019  
TW I346531 B 8/2011

(73) Assignee: **GUANGDONG OPPO MOBILE TELECOMMUNICATIONS CORP., LTD.**, Dongguan (CN)

\* cited by examiner

(\*\*) Term: **15 Years**

*Primary Examiner* — Mary Ann Calabrese

(21) Appl. No.: **29/679,324**

(57) **CLAIM**

(22) Filed: **Feb. 5, 2019**

The ornamental design for an exhibition stand, as shown and described.

(30) **Foreign Application Priority Data**

**DESCRIPTION**

Oct. 22, 2018 (CN) ..... 2018 3 0589360

(51) **LOC (12) Cl.** ..... **06-06**

(52) **U.S. Cl.**  
USPC ..... **D6/700**

(58) **Field of Classification Search**  
USPC ... D6/660, 641, 642, 698, 699, 699.1-699.5, D6/700, 701  
CPC ... A47B 3/00; A47F 9/00; A47F 9/005; A47F 10/00  
See application file for complete search history.

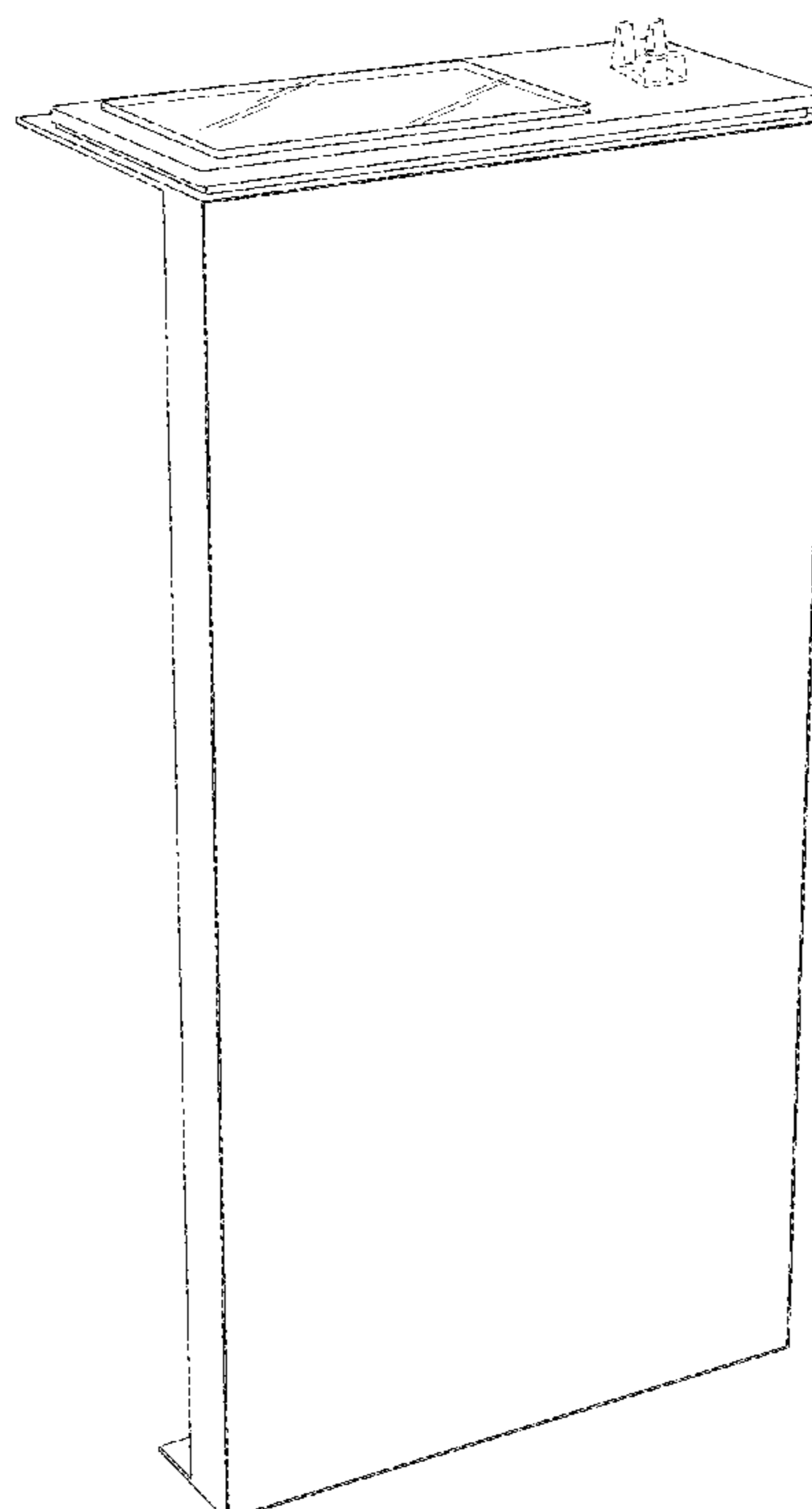
FIG. 1 is a perspective view of an exhibition stand showing my new design;  
FIG. 2 is a front view thereof;  
FIG. 3 is a left side view thereof;  
FIG. 4 is a right side view thereof;  
FIG. 5 is a top view thereof;  
FIG. 6 is an exploded perspective view thereof;  
FIG. 7 is an exploded front view thereof;  
FIG. 8 is an exploded left side view thereof; and,  
FIG. 9 is an exploded right side view thereof.  
The bottom and rear views are flat and include no surface ornamentation.  
The broken lines in the figures show portions of the exhibition stand and environment that form no part of the claimed design.

(56) **References Cited**

**U.S. PATENT DOCUMENTS**

D286,831 S \* 11/1986 Matyear ..... D6/700  
D646,508 S \* 10/2011 Parizek ..... D6/691.4

**1 Claim, 9 Drawing Sheets**






FIG. 1



FIG. 2




FIG. 3




FIG. 4

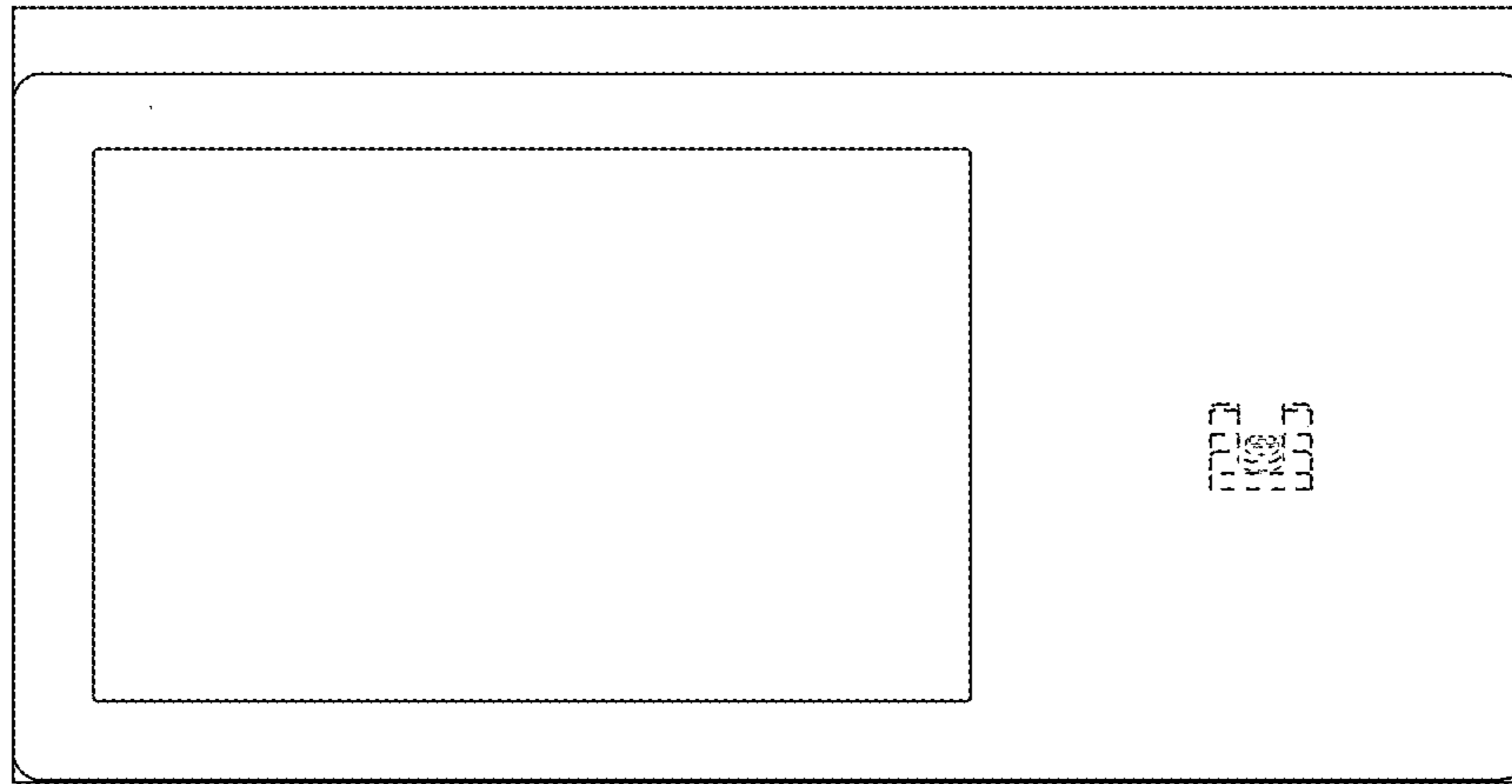


FIG. 5




FIG. 6




FIG. 7



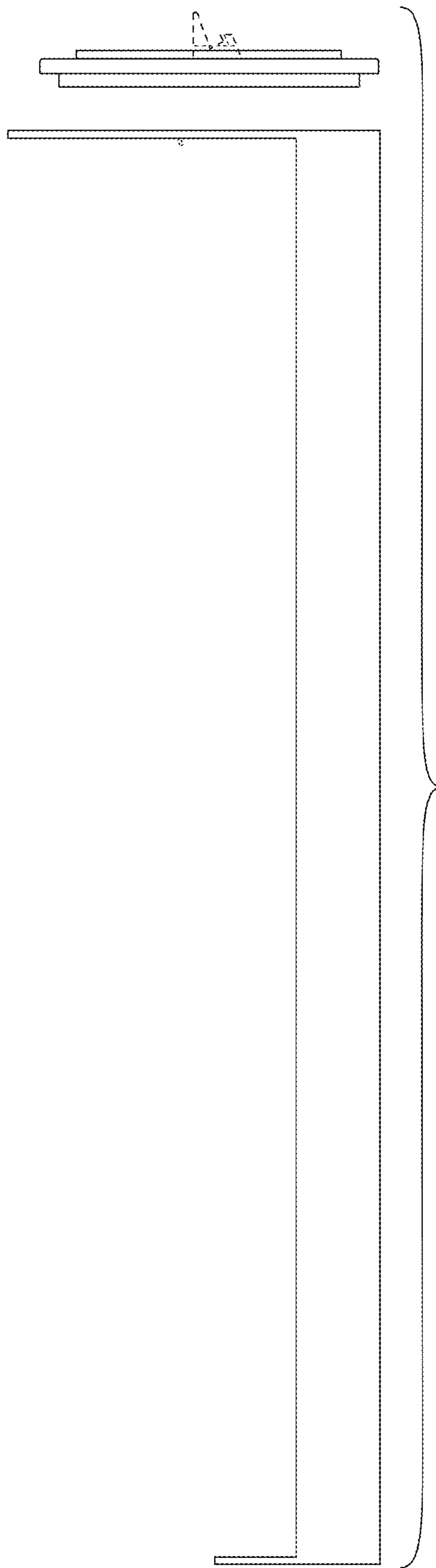


FIG. 8




FIG. 9