



US00D889859S

(12) **United States Design Patent**
Hornstein

(10) **Patent No.:** **US D889,859 S**

(45) **Date of Patent:** **** Jul. 14, 2020**

- (54) **CHAIR**
- (71) Applicant: **Benita Hornstein**, München (DE)
- (72) Inventor: **Benita Hornstein**, München (DE)
- (**) Term: **15 Years**
- (21) Appl. No.: **29/656,023**
- (22) Filed: **Jul. 10, 2018**
- (51) **LOC (12) Cl.** **06-01**
- (52) **U.S. Cl.**
USPC **D6/348**
- (58) **Field of Classification Search**
USPC D6/335, 345, 347, 348, 358; D21/399,
D21/405, 406, 412, 417, 441, 443, 457,
D21/563, 828, 829
CPC A63G 11/00; A63G 13/00
See application file for complete search history.

D171,458 S *	2/1954	Peltier	D6/347
D224,633 S *	8/1972	Kohl	D6/358
D240,177 S *	6/1976	Pettersile	D6/335
D242,304 S *	11/1976	McMahon	D6/335
D248,709 S *	8/1978	Lundgren	D6/345
D388,621 S *	1/1998	Reese	D6/348
D437,692 S *	2/2001	Smith	D25/65
D521,260 S *	5/2006	Westerman	D6/348
D823,011 S *	7/2018	Kesler	D6/348
D873,039 S *	1/2020	Danet	D6/348

* cited by examiner

Primary Examiner — Kevin K Rudzinski
Assistant Examiner — Paul D Bohannon
 (74) *Attorney, Agent, or Firm* — Ziegler IP Law Group LLC.

(57) **CLAIM**

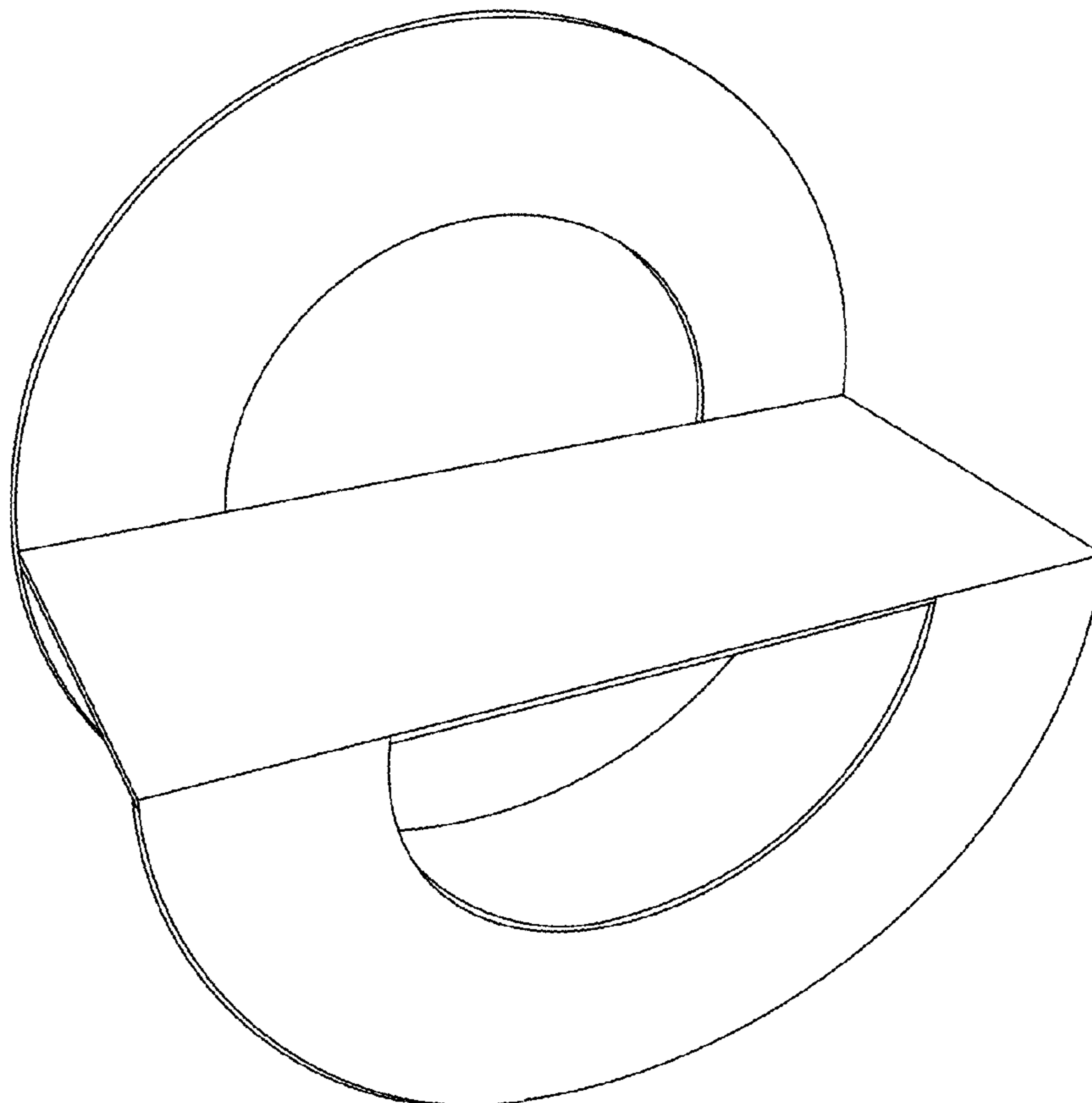
The ornamental design for a chair, as shown and described.

DESCRIPTION

FIG. 1 is a perspective view of a chair showing the new design;
 FIG. 2 is a front view of the chair of FIG. 1;
 FIG. 3 is a rear view of the chair of FIG. 1;
 FIG. 4 is a right side view of the chair of FIG. 1;
 FIG. 5 is a left side view of the chair of FIG. 1;
 FIG. 6 is a top view of the chair of FIG. 1; and,
 FIG. 7 is a bottom view of the chair of FIG. 1.

1 Claim, 7 Drawing Sheets

- (56) **References Cited**
U.S. PATENT DOCUMENTS
- 246,458 A * 8/1881 Chandler A63G 11/00
472/114
- D58,118 S * 6/1921 Townsend D21/412
- 1,441,940 A * 1/1923 Nafe A63G 11/00
472/114
- 1,493,882 A * 5/1924 King A63G 11/00
472/114



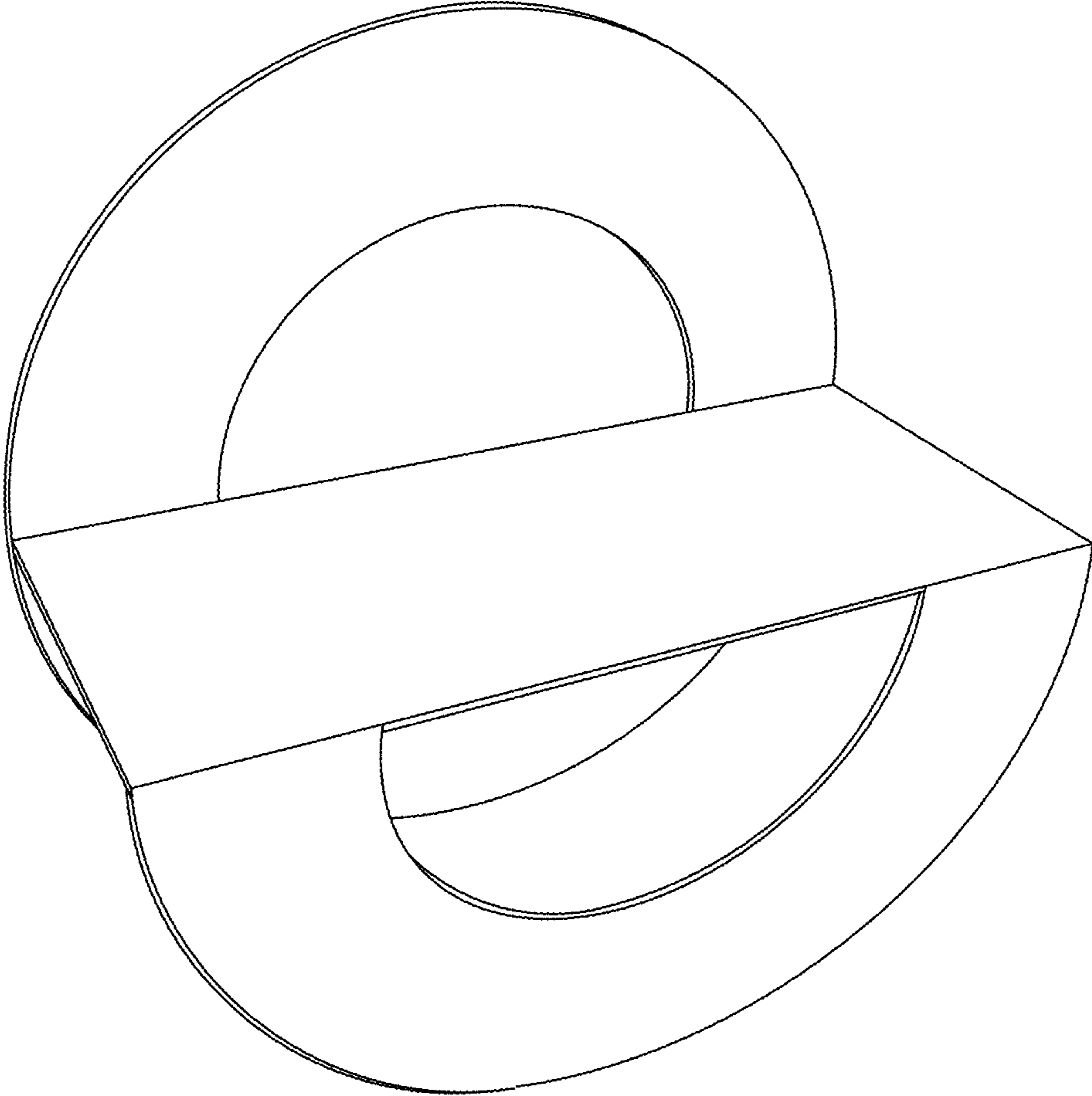


FIG. 1

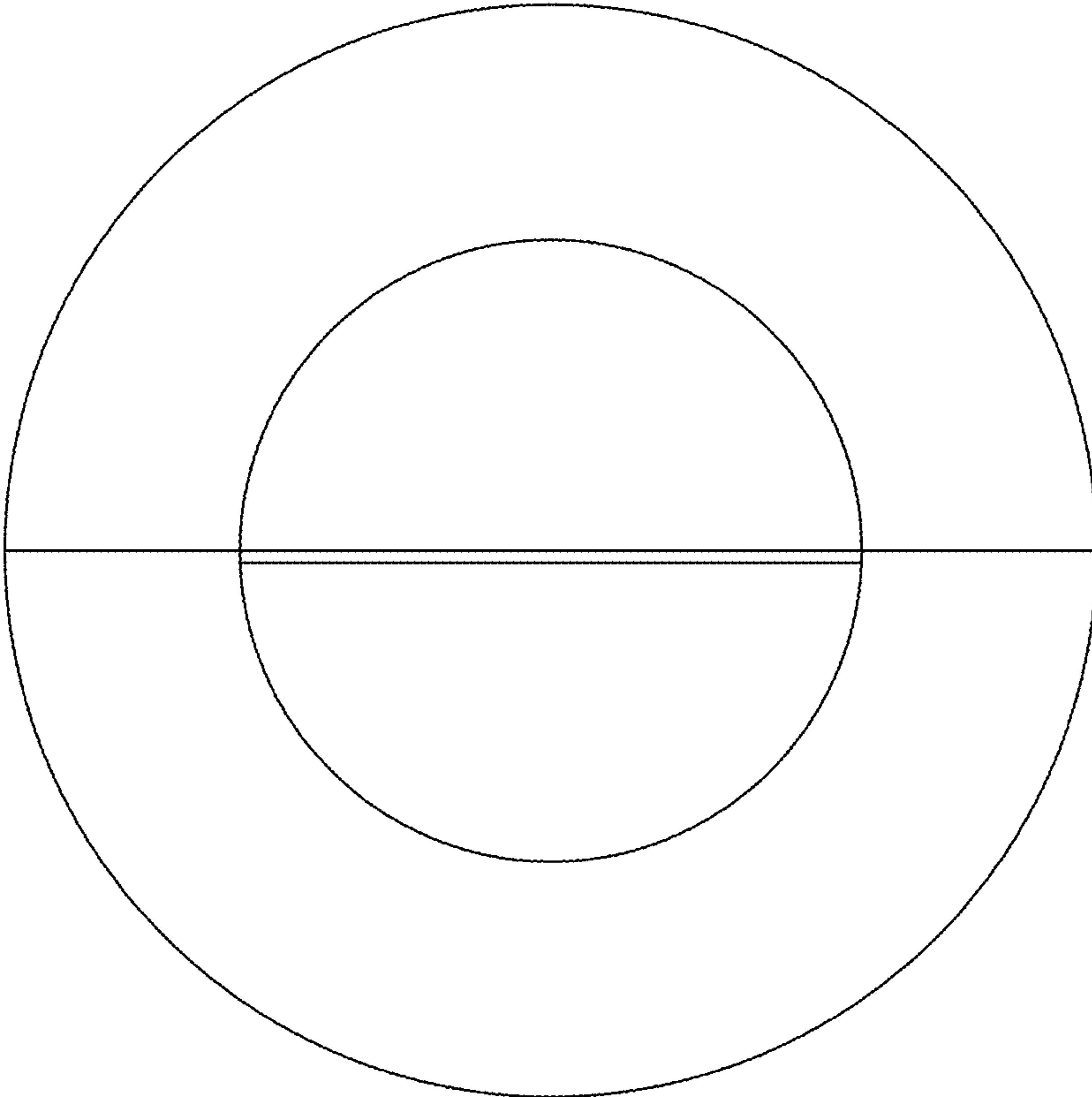


FIG. 2

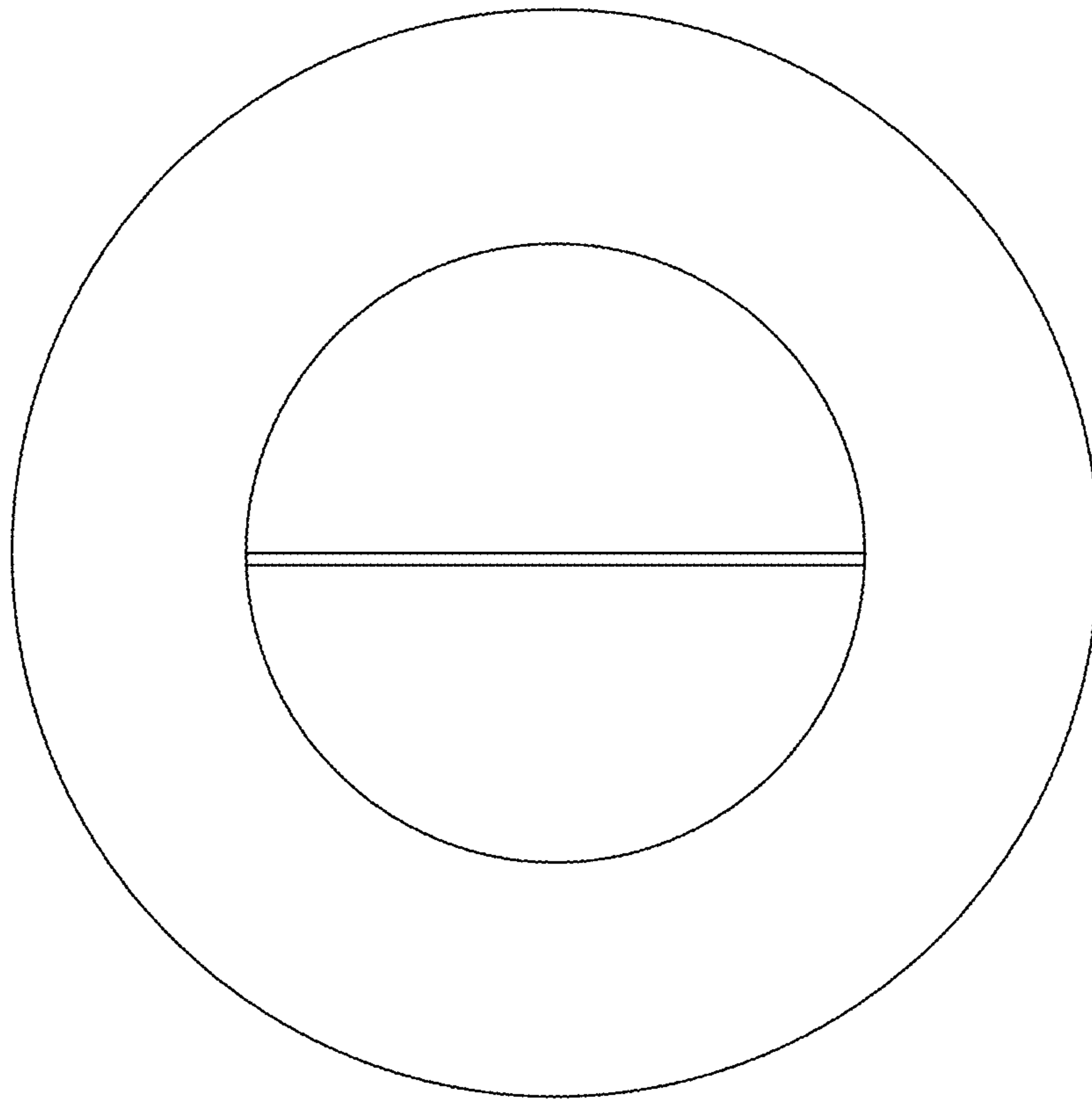


FIG. 3




FIG. 4

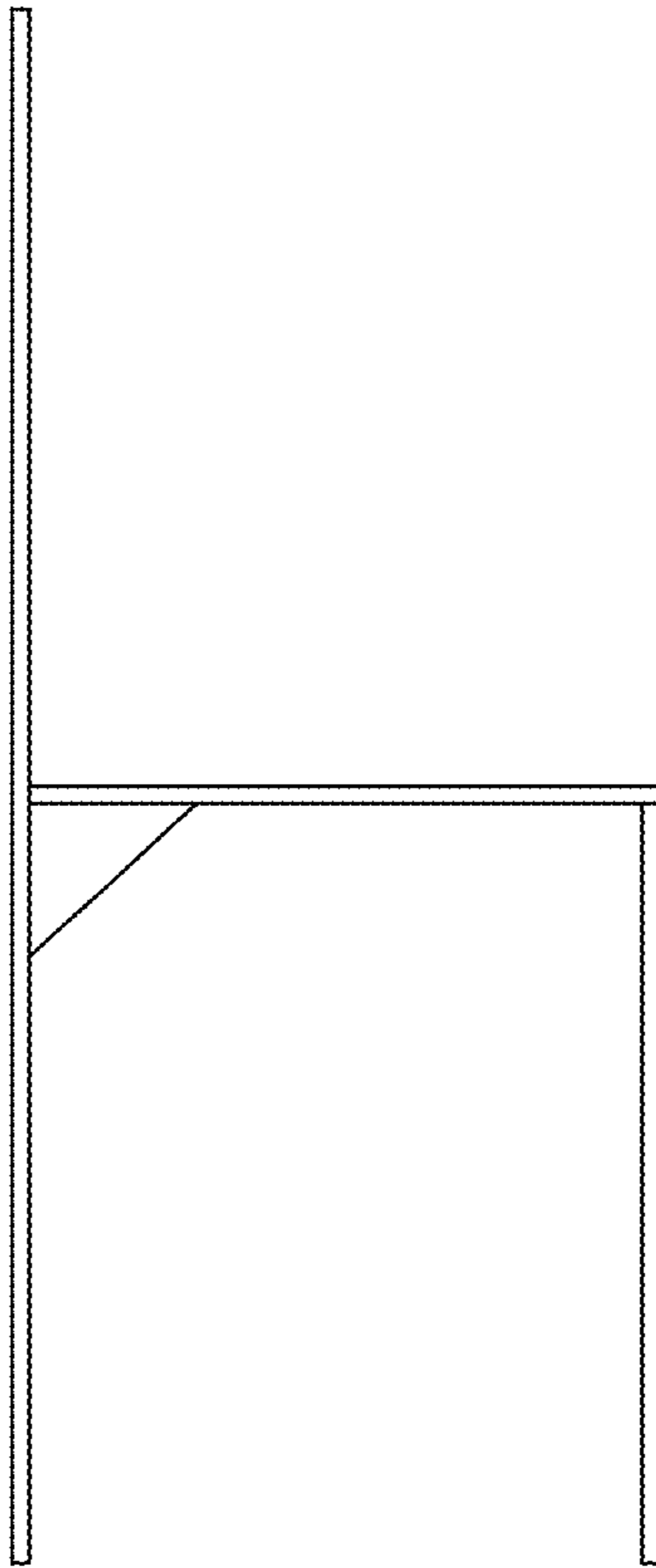


FIG. 5




FIG. 6




FIG. 7