



US00D889841S

(12) **United States Design Patent**  
**Ansell**

(10) **Patent No.:** **US D889,841 S**

(45) **Date of Patent:** **\*\* Jul. 14, 2020**

(54) **HANDBAG WITH ATTACHED MODULAR COMPARTMENT**

(71) Applicant: **Debra Ansell**, Los Angeles, CA (US)

(72) Inventor: **Debra Ansell**, Los Angeles, CA (US)

(\*\*) Term: **15 Years**

(21) Appl. No.: **29/693,113**

(22) Filed: **May 31, 2019**

(51) **LOC (12) Cl.** ..... **03-01**

(52) **U.S. Cl.**  
USPC ..... **D3/318**

(58) **Field of Classification Search**  
USPC ..... D3/232-233, 240-243, 245-245, 303,  
D3/318, 326, 322; D5/62-63, 59  
CPC .. A45C 1/024; A45C 3/06; B44C 5/04; B44C  
5/0446; B44C 1/17  
See application file for complete search history.

(56) **References Cited**

**U.S. PATENT DOCUMENTS**

- |           |     |         |           |       |           |
|-----------|-----|---------|-----------|-------|-----------|
| 1,978,970 | A * | 10/1934 | Thornhill | ..... | A45C 3/08 |
|           |     |         |           |       | 150/130   |
| 2,116,902 | A * | 5/1938  | Lehrfeld  | ..... | A45C 3/06 |
|           |     |         |           |       | 150/118   |

- |          |     |         |           |       |         |
|----------|-----|---------|-----------|-------|---------|
| D379,559 | S * | 6/1997  | Maez      | ..... | D3/226  |
| D409,841 | S * | 5/1999  | Trombetta | ..... | D24/125 |
| D581,663 | S * | 12/2008 | Gonzalez  | ..... | D3/242  |
| D871,062 | S * | 12/2019 | Chen      | ..... | D3/243  |
| D873,563 | S * | 1/2020  | Chen      | ..... | D3/243  |

\* cited by examiner

*Primary Examiner* — Holly H Baynham

(74) *Attorney, Agent, or Firm* — Treasure IP Group, LLC

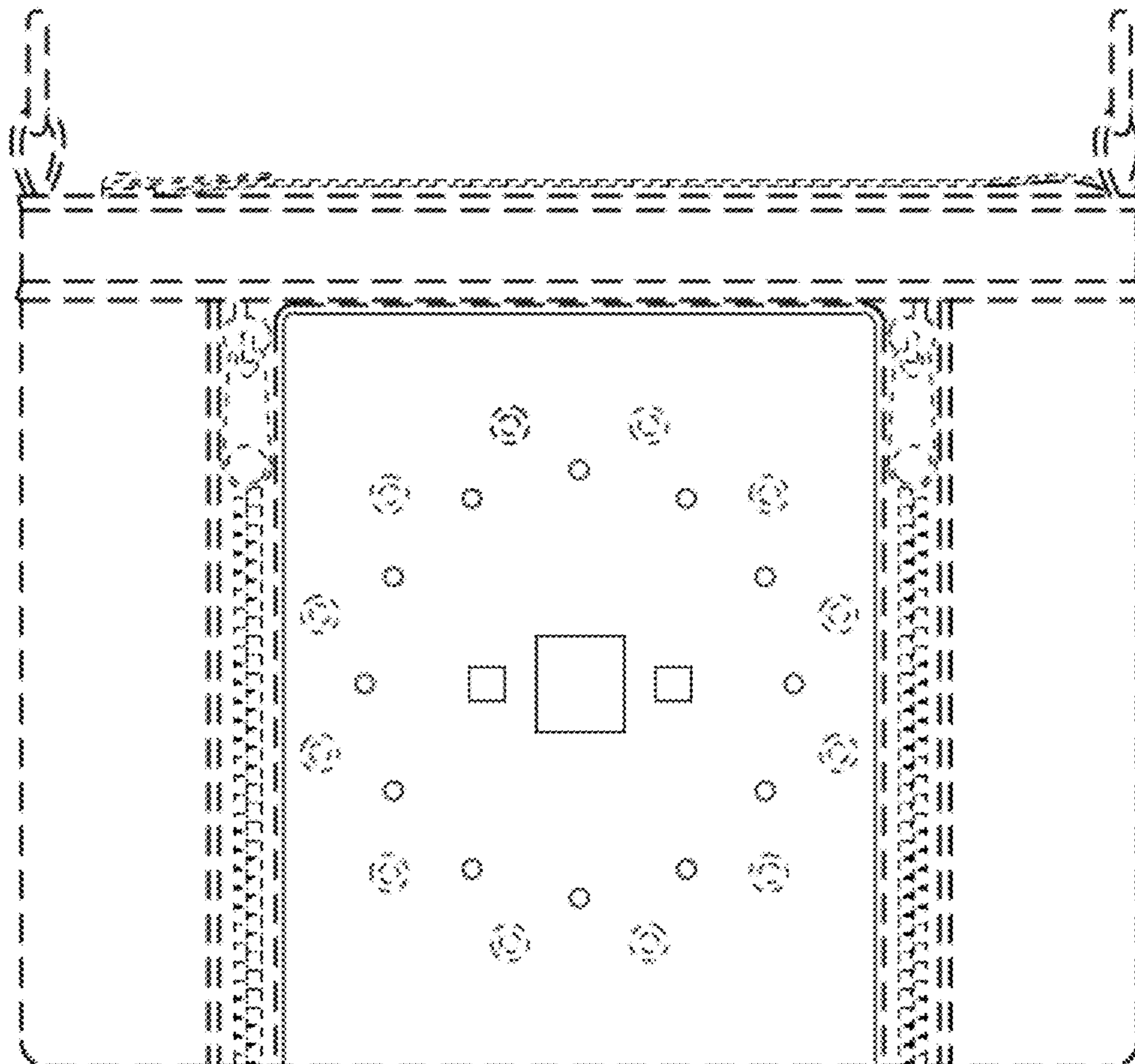
(57) **CLAIM**

An ornamental design for a handbag with attached modular compartment, as shown.

**DESCRIPTION**

FIG. 1 is a front view of a handbag with attached modular compartment of my new design;  
 FIG. 2 is a rear view thereof;  
 FIG. 3 is a left side view thereof;  
 FIG. 4 is a right view thereof;  
 FIG. 5 is a top view thereof;  
 FIG. 6 is a bottom view thereof; and,  
 FIG. 7 is a front perspective view thereof.  
 The broken lines showing portions of a handbag are for the purposes of illustrating environment and form no part of the claimed design.

**1 Claim, 3 Drawing Sheets**



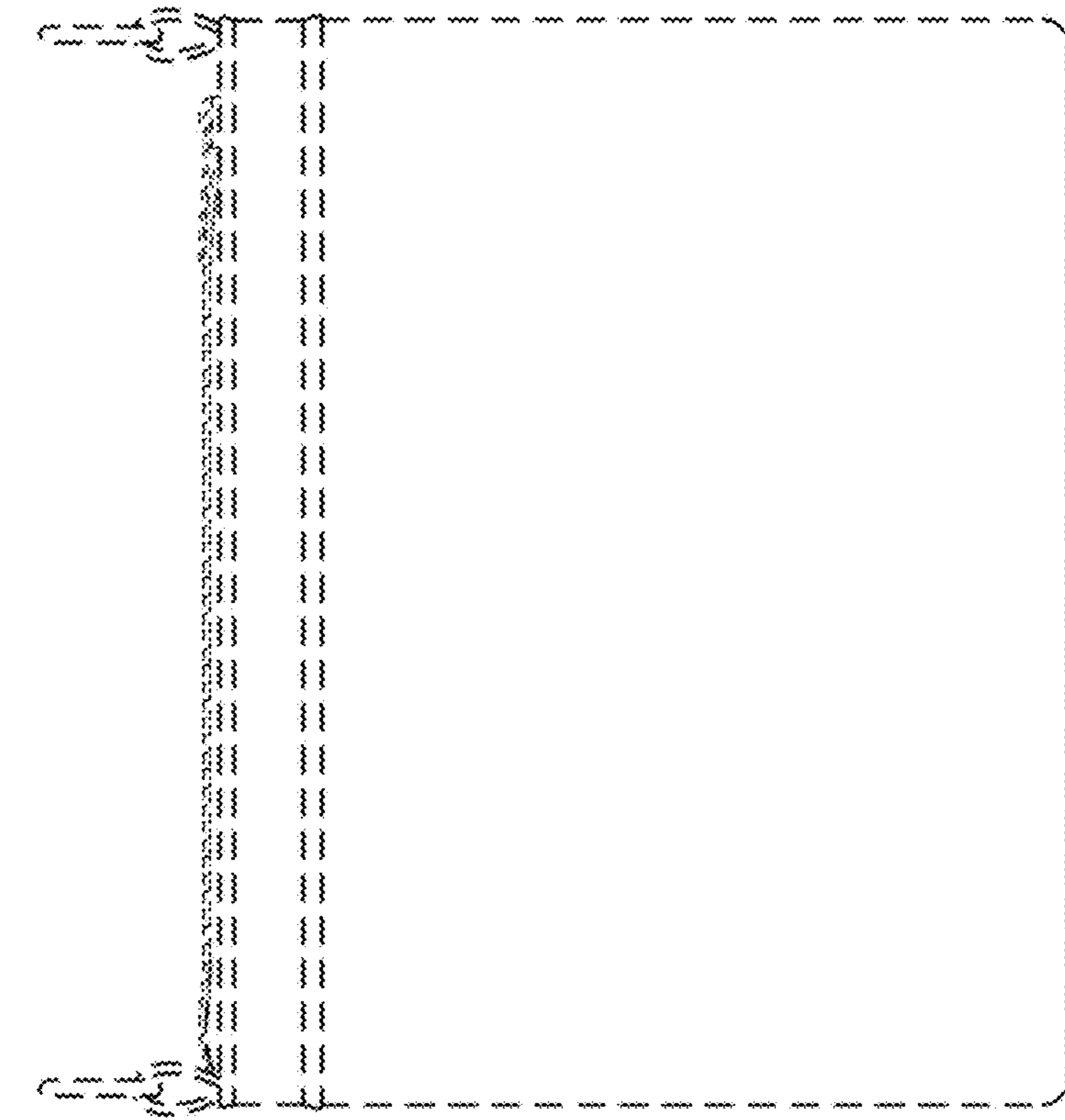


FIG. 1

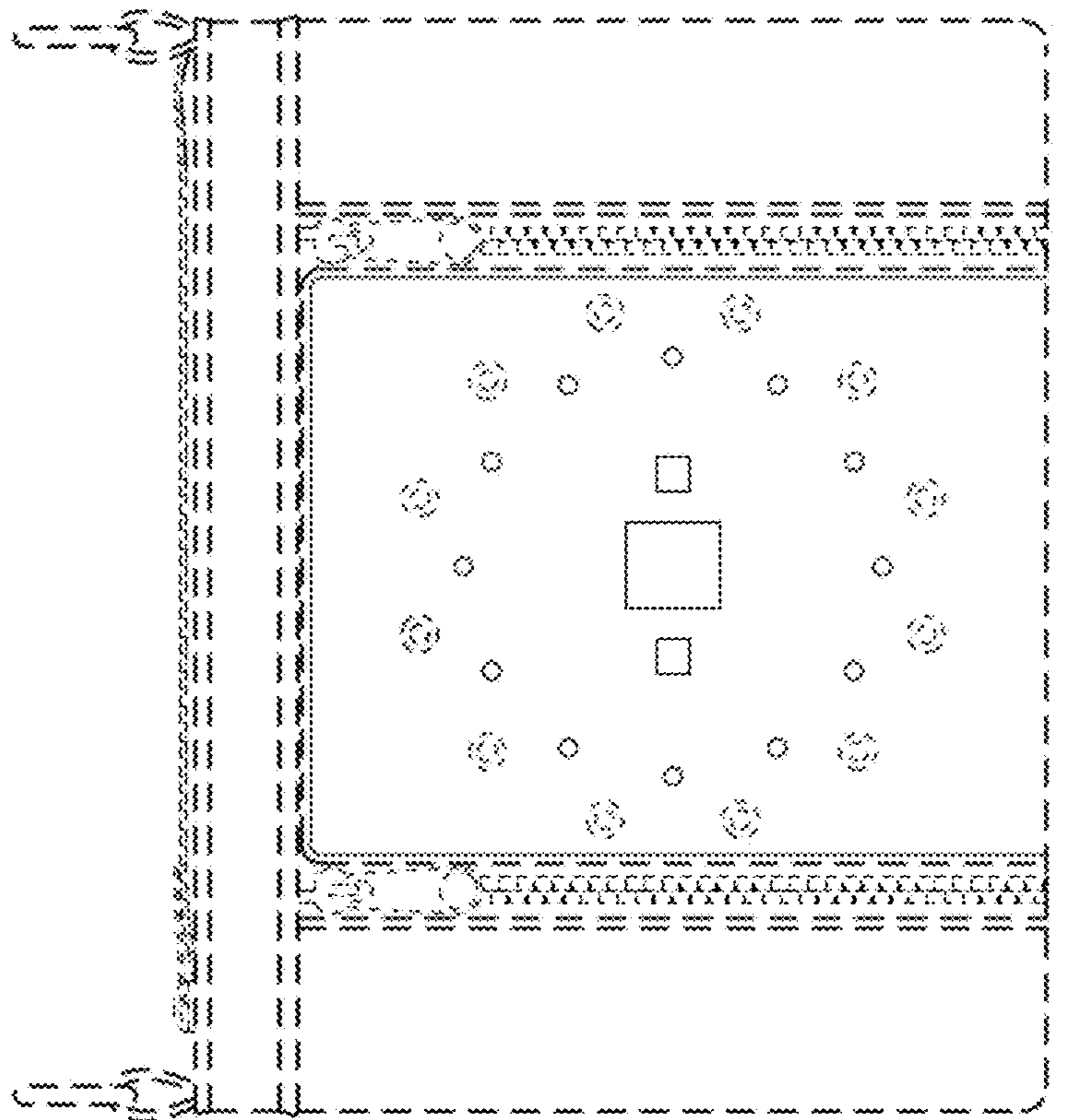


FIG. 2




FIG. 5

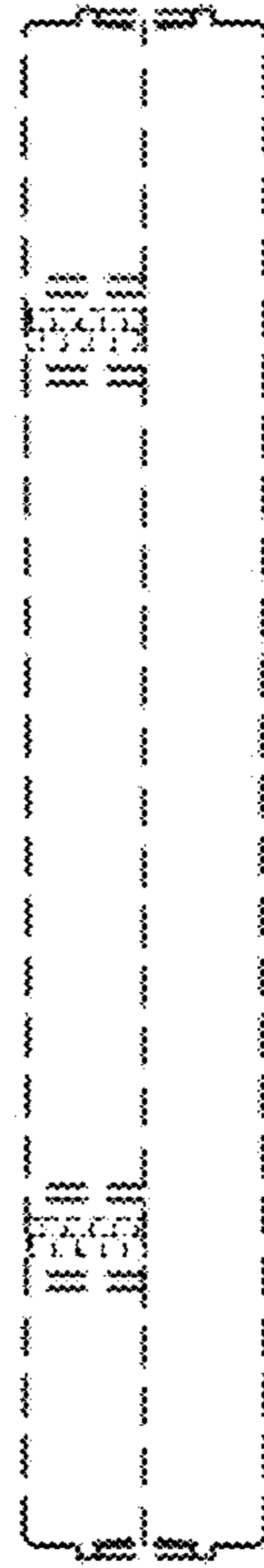


FIG. 6




FIG. 4




FIG. 3

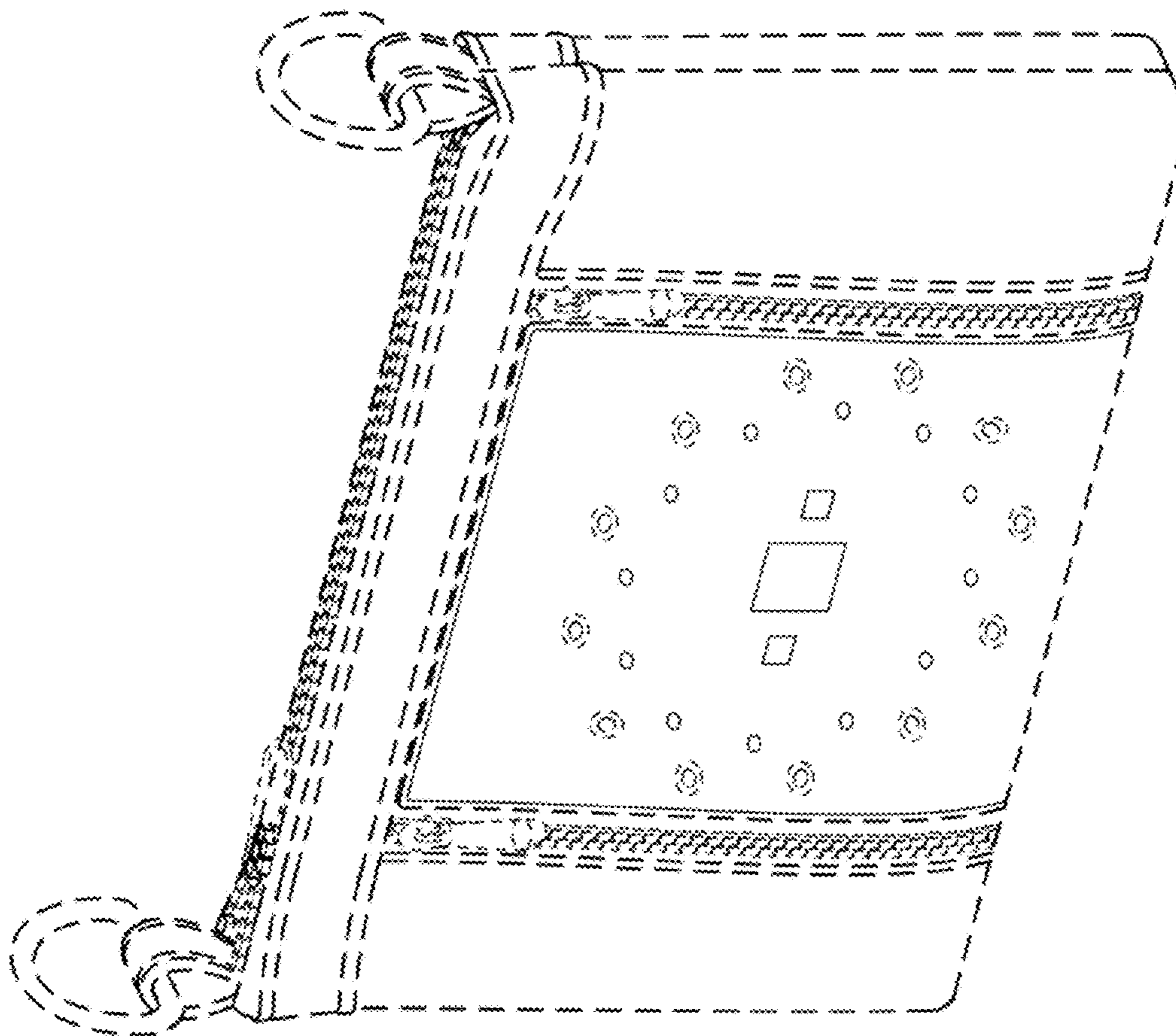


FIG. 7