



US00D889835S

(12) **United States Design Patent** (10) **Patent No.:** **US D889,835 S**
Roosen et al. (45) **Date of Patent:** **** Jul. 14, 2020**

(54) **LUGGAGE SHELL WITH SURFACE CONFIGURATION**

(71) Applicant: **Horizn Studios GmbH**, Berlin (DE)

(72) Inventors: **Jan Roosen**, Berlin (DE); **Max Koriath**, Berlin (DE)

(73) Assignee: **Horizn Studios GmbH**, Berlin (DE)

(**) Term: **15 Years**

(21) Appl. No.: **29/664,238**

(22) Filed: **Sep. 24, 2018**

(30) **Foreign Application Priority Data**

Mar. 22, 2018 (EP) 004952505-0001
Mar. 22, 2018 (EP) 004952505-0002

(51) **LOC (12) Cl.** **03-01**

(52) **U.S. Cl.**
USPC **D3/318**

(58) **Field of Classification Search**
USPC D3/273, 279, 285, 289, 318
CPC A45C 2005/032; A45C 2005/035; A45C 3/02; A45C 5/14; A45C 13/36; A45C 5/00

See application file for complete search history.

(56) **References Cited**

U.S. PATENT DOCUMENTS

D679,495 S * 4/2013 Dolce D3/243
D720,928 S * 1/2015 Roncato D3/279
D732,823 S * 6/2015 Baron D3/276
D755,518 S * 5/2016 Sijmons D3/279
D767,270 S * 9/2016 Maier D3/243

D798,046 S * 9/2017 Michele D3/232
D803,554 S * 11/2017 Maier D3/243
D803,555 S * 11/2017 Maier D3/243
D816,335 S * 5/2018 Chen D3/273
D817,638 S * 5/2018 Salander D3/279
D818,706 S * 5/2018 Maier D3/232
D836,909 S * 1/2019 Karl D3/279
D852,498 S * 7/2019 Sassi D3/243

* cited by examiner

Primary Examiner — Holly H Baynham

(74) *Attorney, Agent, or Firm* — Dickinson Wright PLLC


(57) **CLAIM**

The ornamental design for a luggage shell with surface configuration, as shown and described.

DESCRIPTION

FIG. 1 is a perspective view of the luggage shell with surface configuration in a first environment showing a representative luggage shell in broken lines;
FIG. 2 is a front view thereof;
FIG. 3 is a rear view thereof;
FIG. 4 is a right side view thereof;
FIG. 5 is a left side view thereof;
FIG. 6 is a perspective view of the luggage shell with surface configuration in a second environment showing a representative piece of luggage in broken lines;
FIG. 7 is a front view thereof;
FIG. 8 is a rear view thereof;
FIG. 9 is a right side view thereof; and,
FIG. 10 is a left side view thereof.
The broken lines showing luggage are for the purposes of illustrating environment and forms no part of the claimed design.

1 Claim, 10 Drawing Sheets






Fig. 1




Fig. 2




Fig. 3




Fig. 4

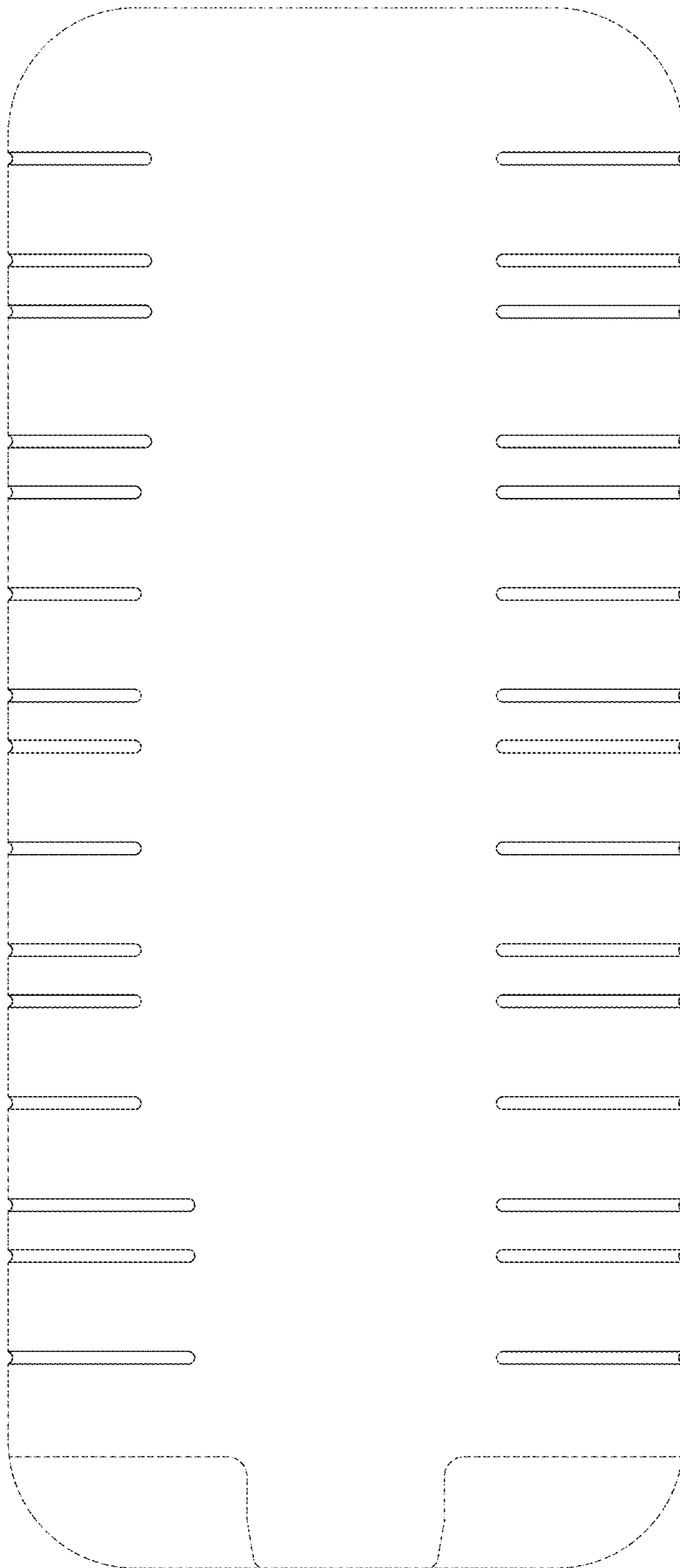


Fig. 5

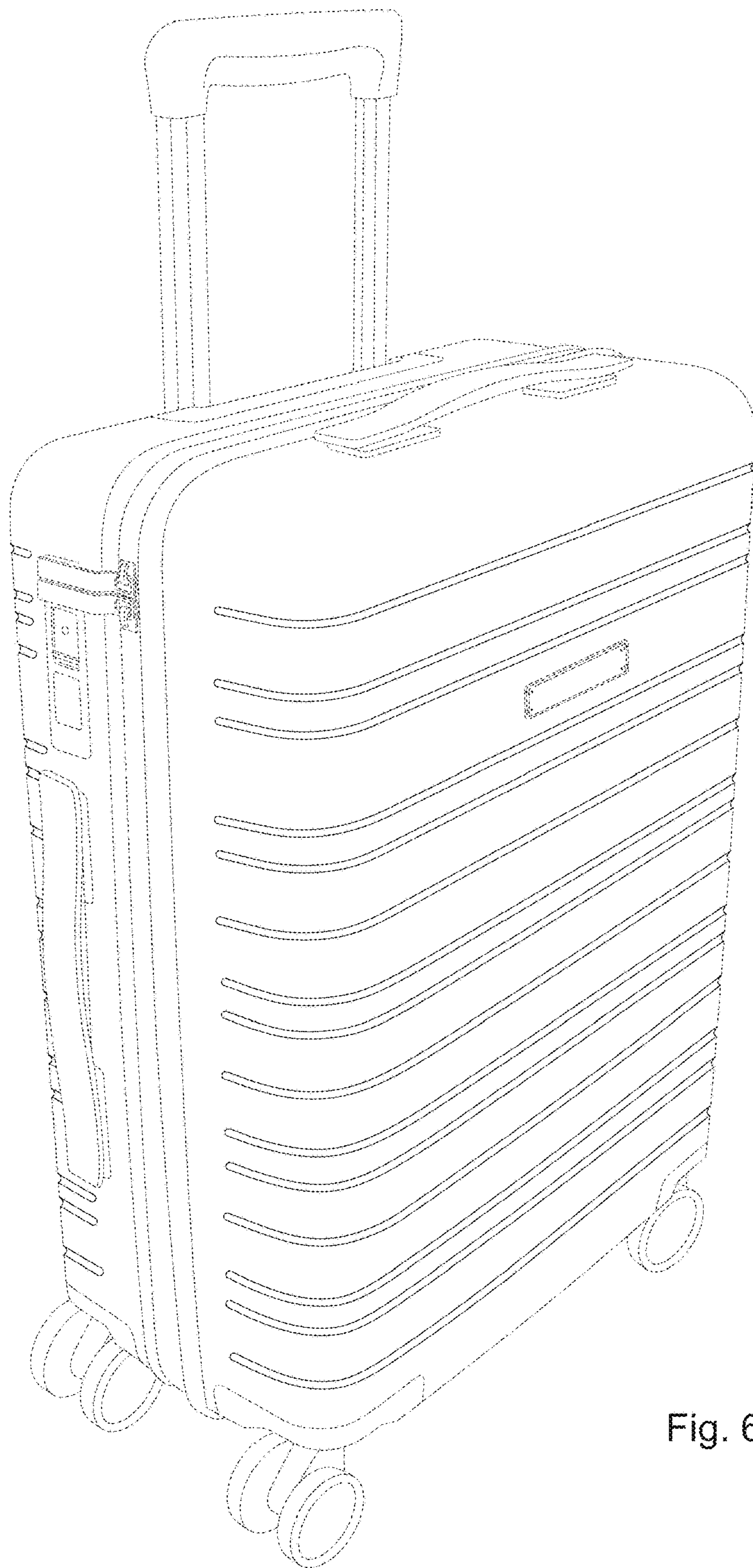


Fig. 6




Fig. 7




Fig. 8

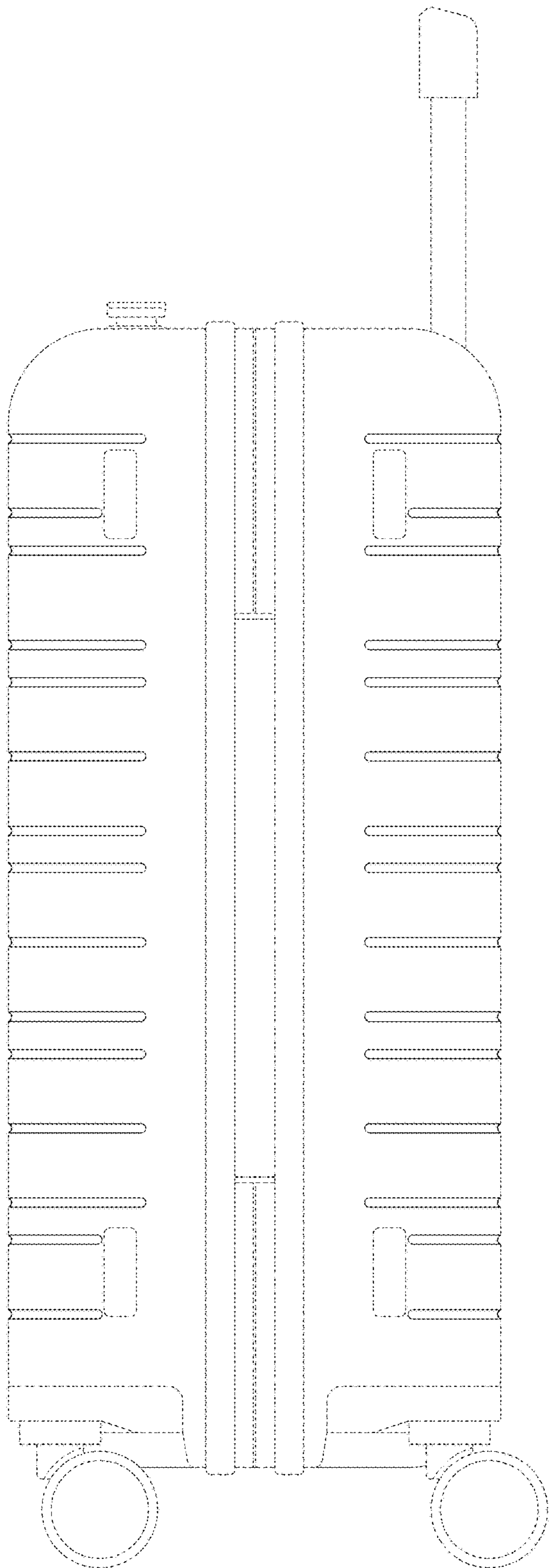


Fig. 9




Fig. 10