



US00D889832S

(12) **United States Design Patent**  
**Fridley**

(10) **Patent No.:** **US D889,832 S**

(45) **Date of Patent:** **\*\* \*Jul. 14, 2020**

- (54) **VEST MOUNTED POUCH**
- (71) Applicant: **Tactical Medical Solutions, Inc.**,  
Anderson, SC (US)
- (72) Inventor: **Marcus Fridley**, Anderson, SC (US)
- (73) Assignee: **Tactical Medical Solutions, LLC**,  
Anderson, SC (US)
- (\*) Notice: This patent is subject to a terminal disclaimer.
- (\*\*) Term: **15 Years**
- (21) Appl. No.: **29/589,356**
- (22) Filed: **Dec. 30, 2016**
- (51) **LOC (12) Cl.** ..... **03-01**
- (52) **U.S. Cl.**  
USPC ..... **D3/303**
- (58) **Field of Classification Search**  
USPC ..... D3/228, 224, 215, 221, 269, 299, 273,  
D3/276, 289, 293, 290, 301, 303, 318,  
D3/319, 905  
CPC ..... A47C 7/62; A47C 1/14  
See application file for complete search history.

- D655,821 S \* 3/2012 Matsuo ..... D24/206
- D710,105 S \* 8/2014 Hondos ..... 3/303
- D720,529 S \* 1/2015 Hintze ..... D3/228
- D733,432 S \* 7/2015 Johnson ..... D3/318
- D749,840 S \* 2/2016 Laemmlen ..... D3/221
- D776,930 S \* 1/2017 Rowland ..... A45F 5/00  
D3/318
- D795,581 S \* 8/2017 Cruz ..... D3/303
- D804,179 S \* 12/2017 Kolstad ..... D3/303
- D812,344 S \* 3/2018 Brazile ..... A45F 3/005  
D2/627
- D820,585 S \* 6/2018 O'Brien ..... D3/224
- 10,154,725 B2 \* 12/2018 Lavin ..... A45F 5/00
- D851,591 S \* 6/2019 Mehra ..... D13/119

\* cited by examiner

*Primary Examiner* — Holly E Thurman

(74) *Attorney, Agent, or Firm* — Cahn & Samuels, LLP

(57) **CLAIM**

The ornamental design for a vest mounted pouch, as shown and described.

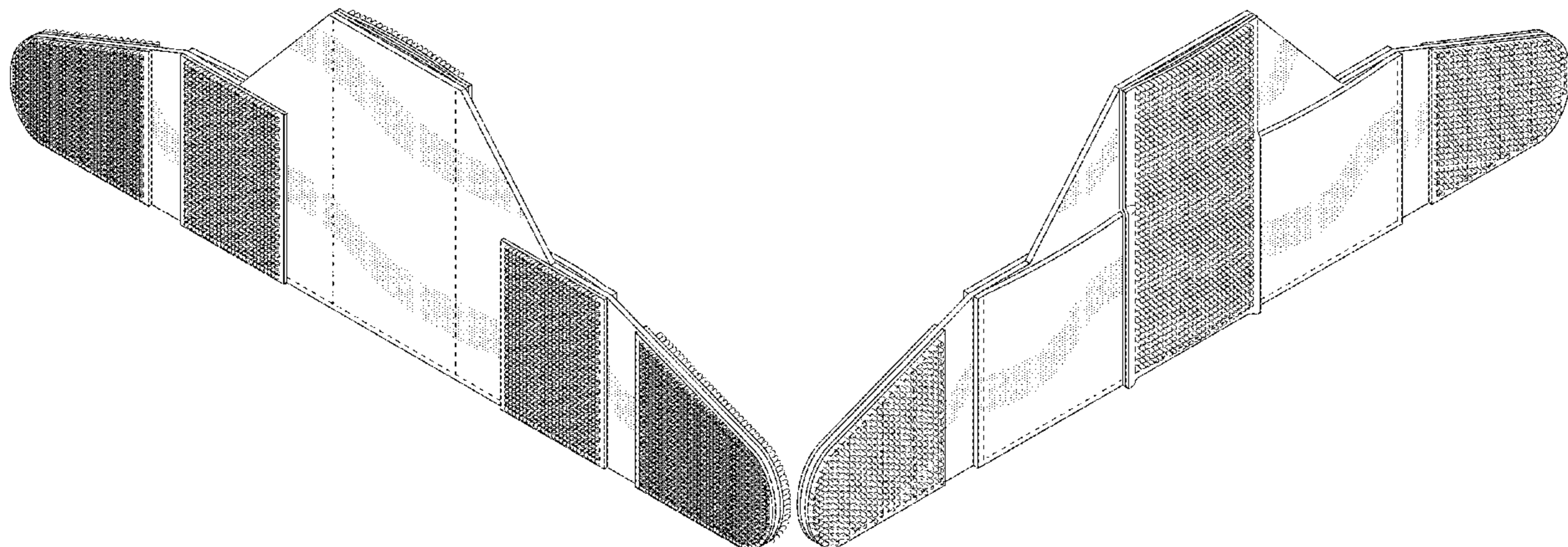
**DESCRIPTION**

FIG. 1 is a front perspective view of the vest mounted pouch according to the present invention;  
 FIG. 2 is a rear perspective view thereof;  
 FIG. 3 is a front view thereof;  
 FIG. 4 is a rear view thereof;  
 FIG. 5 is a top view thereof;  
 FIG. 6 is a bottom view thereof;  
 FIG. 7 is a left side view thereof; and,  
 FIG. 8 is a right side view thereof.

The upside-down “J” pattern on the rear surface and the “U” pattern on the front surface of the claimed design depicts a hook and loop surface and forms part of the claimed design. The broken lines in the figures depict environmental subject matter and form no part of the claimed design.

**1 Claim, 4 Drawing Sheets**

- (56) **References Cited**  
U.S. PATENT DOCUMENTS
- D371,675 S \* 7/1996 Carter ..... D3/215
- D391,075 S \* 2/1998 Jackson ..... D3/215
- D392,799 S \* 3/1998 Perrin ..... D3/221
- D429,880 S \* 8/2000 McCullough, Jr. .... D3/215
- D447,623 S \* 9/2001 Troska ..... D3/215
- D495,484 S \* 9/2004 Marks ..... D3/215
- D501,990 S \* 2/2005 Carr ..... D3/215
- D541,525 S \* 5/2007 Schloss ..... D3/221
- D545,565 S \* 7/2007 Newman ..... D3/228
- D586,552 S \* 2/2009 Shumate ..... D3/221



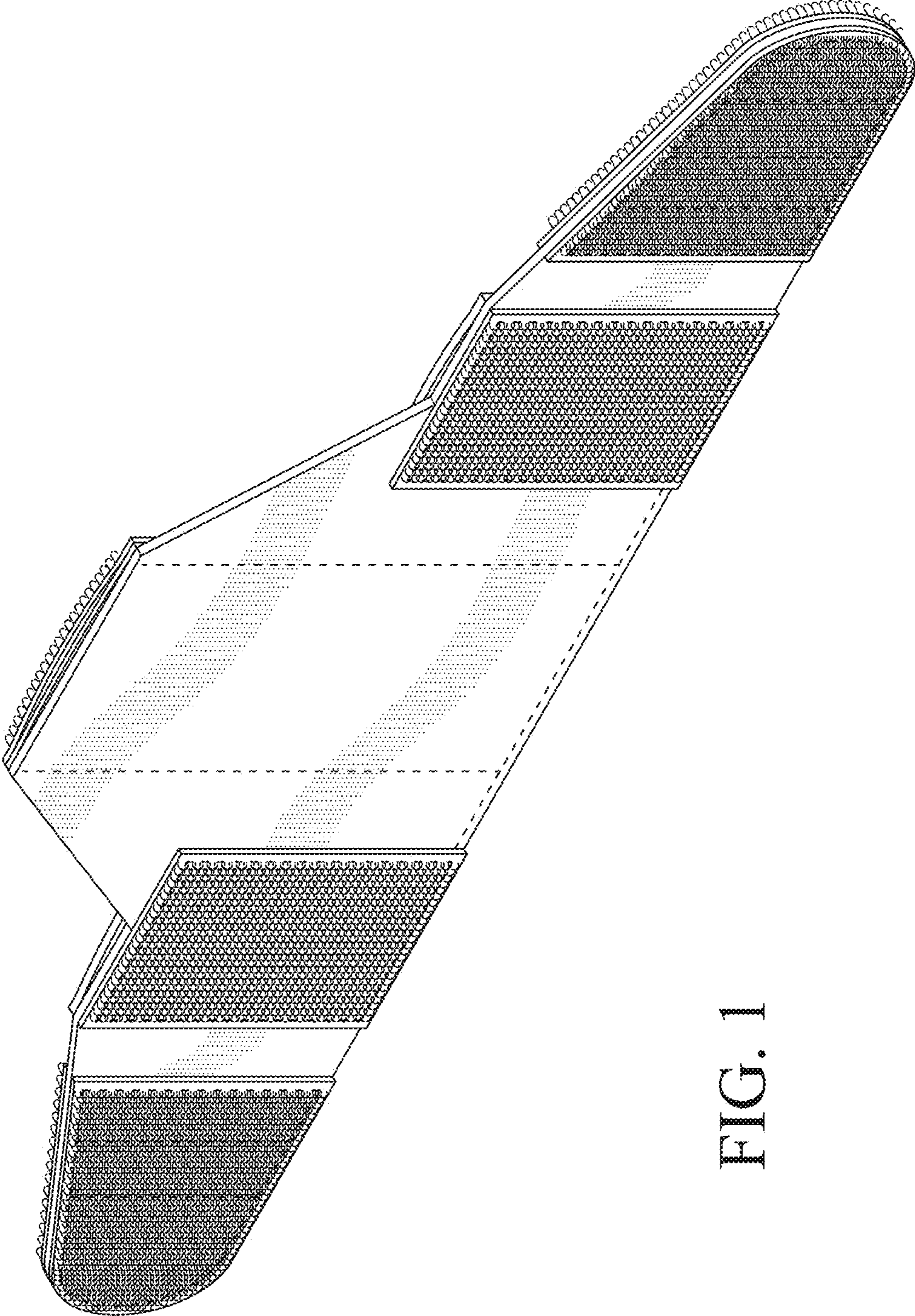


FIG. 1

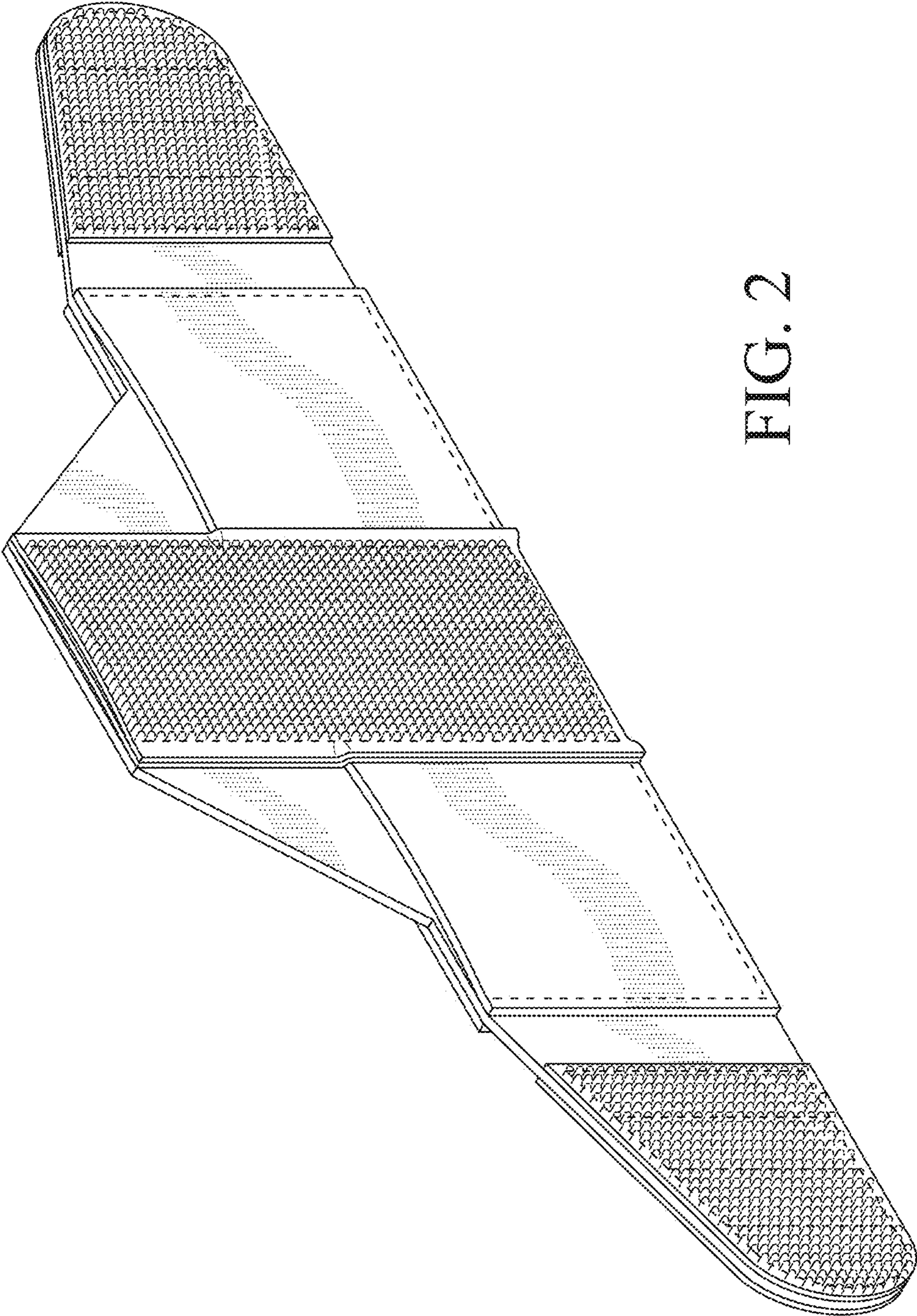
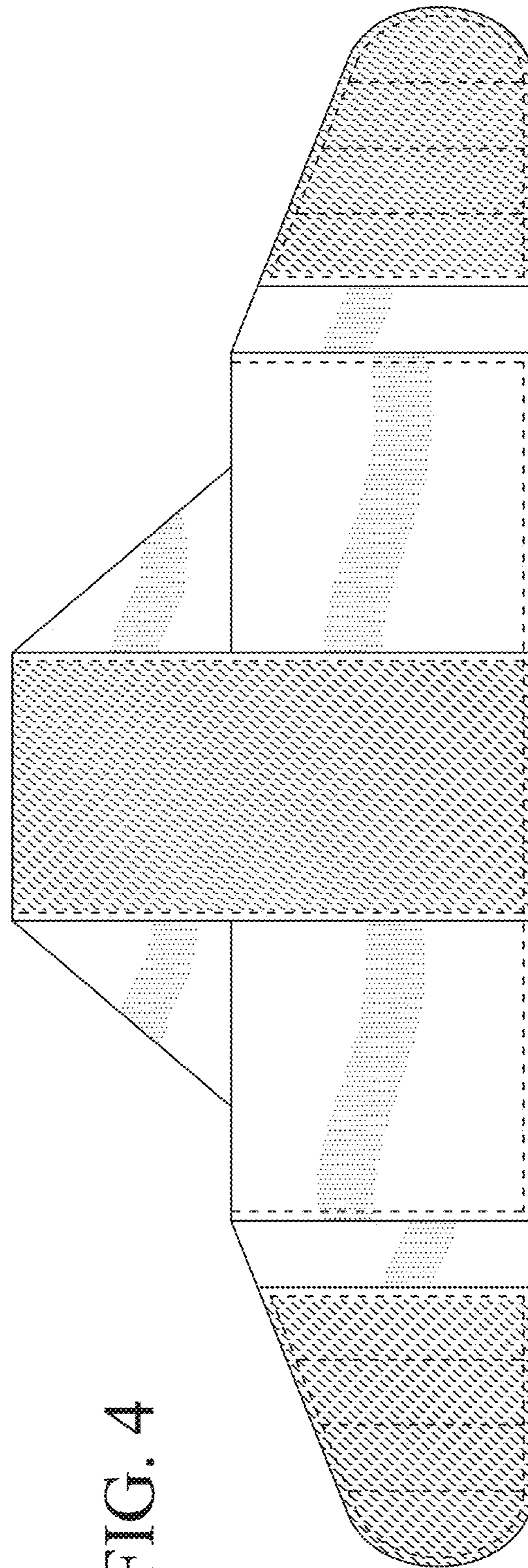
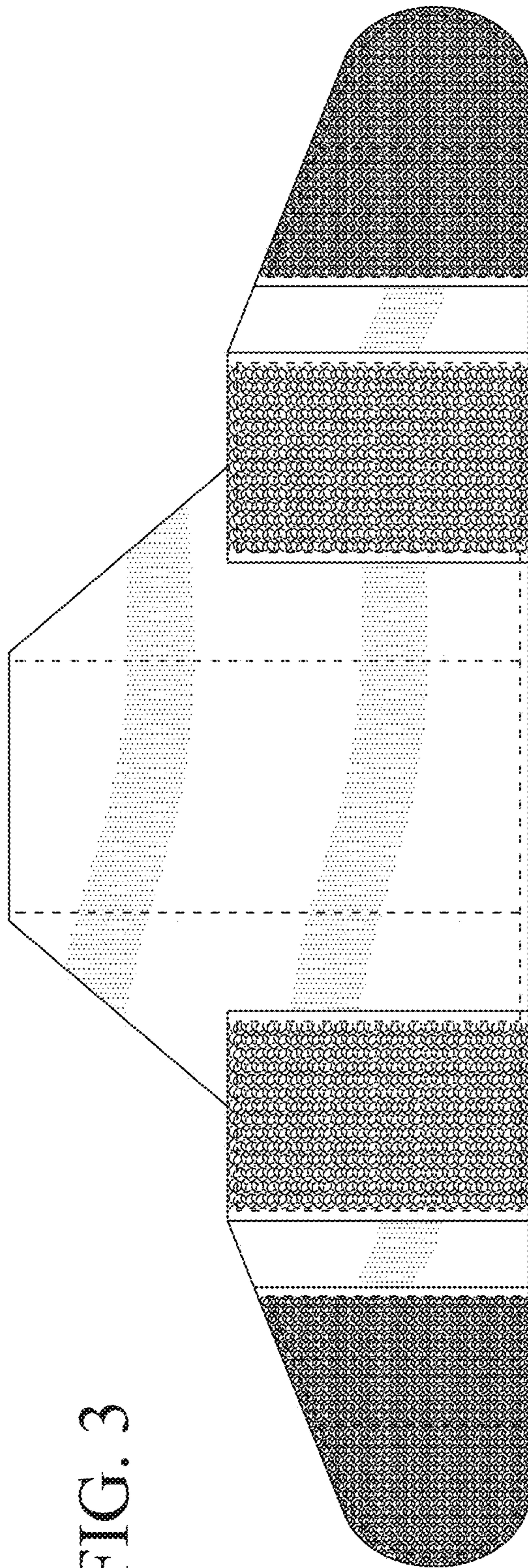


FIG. 2






FIG. 5



FIG. 6

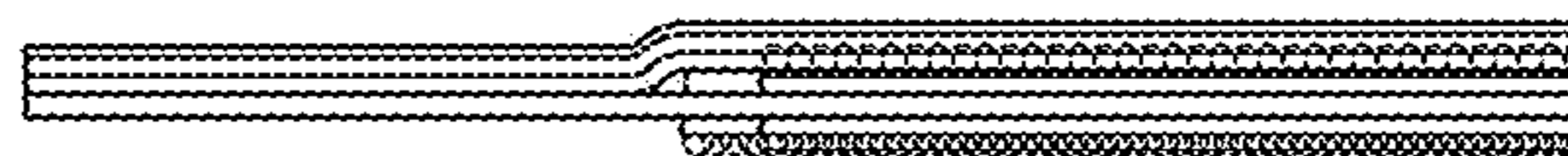


FIG. 7




FIG. 8