



US00D889782S

(12) **United States Design Patent** (10) **Patent No.:** **US D889,782 S**
Chenciner et al. (45) **Date of Patent:** **** Jul. 14, 2020**

(54) **WATER SHOE**
(71) Applicant: **S9, LLC**, Bonita Springs, FL (US)
(72) Inventors: **John M. Chenciner**, Naples, FL (US);
Matthew Ochipa, Bonita Springs, FL (US)
(73) Assignee: **S9, LLC**, Bonita Springs, FL (US)
(**) Term: **15 Years**
(21) Appl. No.: **29/709,403**
(22) Filed: **Oct. 14, 2019**

D422,778 S 4/2000 Yang
D423,197 S 4/2000 Yang
D424,291 S 5/2000 Matis
D424,796 S 5/2000 Matis
D425,290 S 5/2000 Matis
D425,692 S 5/2000 Matis
D428,238 S 7/2000 Price
D428,692 S 8/2000 Haas-Chronis
D429,872 S 8/2000 Yang
D432,771 S 10/2000 Matis et al.
D446,385 S 8/2001 Macleod
D446,911 S 8/2001 Yang
D458,442 S 6/2002 Matis
D471,701 S 3/2003 Moehring et al.

(Continued)

Related U.S. Application Data

(63) Continuation of application No. 29/655,783, filed on Jul. 6, 2018, now Pat. No. Des. 866,930.
(51) **LOC (12) Cl.** **02-04**
(52) **U.S. Cl.**
USPC **D2/903**
(58) **Field of Classification Search**
USPC D2/896, 902, 903, 900, 907, 916, 919,
D2/923, 946, 969
CPC .. A43B 1/00; A43B 1/009; A43B 3/00; A43B
3/10; A43B 3/101; A43B 3/106; A43B
3/12; A43B 3/124; A43B 5/00; A43B
5/08; A43B 7/12; A43B 7/125; A43B
23/00; A43B 23/02; A43B 23/0205; A43B
23/06
See application file for complete search history.

References Cited

U.S. PATENT DOCUMENTS

1,518,062 A * 12/1924 Glancy A43B 1/0027
36/8.1
3,084,355 A 4/1963 Ciccotelli
D282,309 S 1/1986 Valori
D282,310 S 1/1986 Valori

OTHER PUBLICATIONS

Design U.S. Appl. No. 29/569,360, filed Jun. 27, 2016.
(Continued)

Primary Examiner — Elizabeth J Oswecki
(74) *Attorney, Agent, or Firm* — Craig R. Miles; CR Miles P.C.

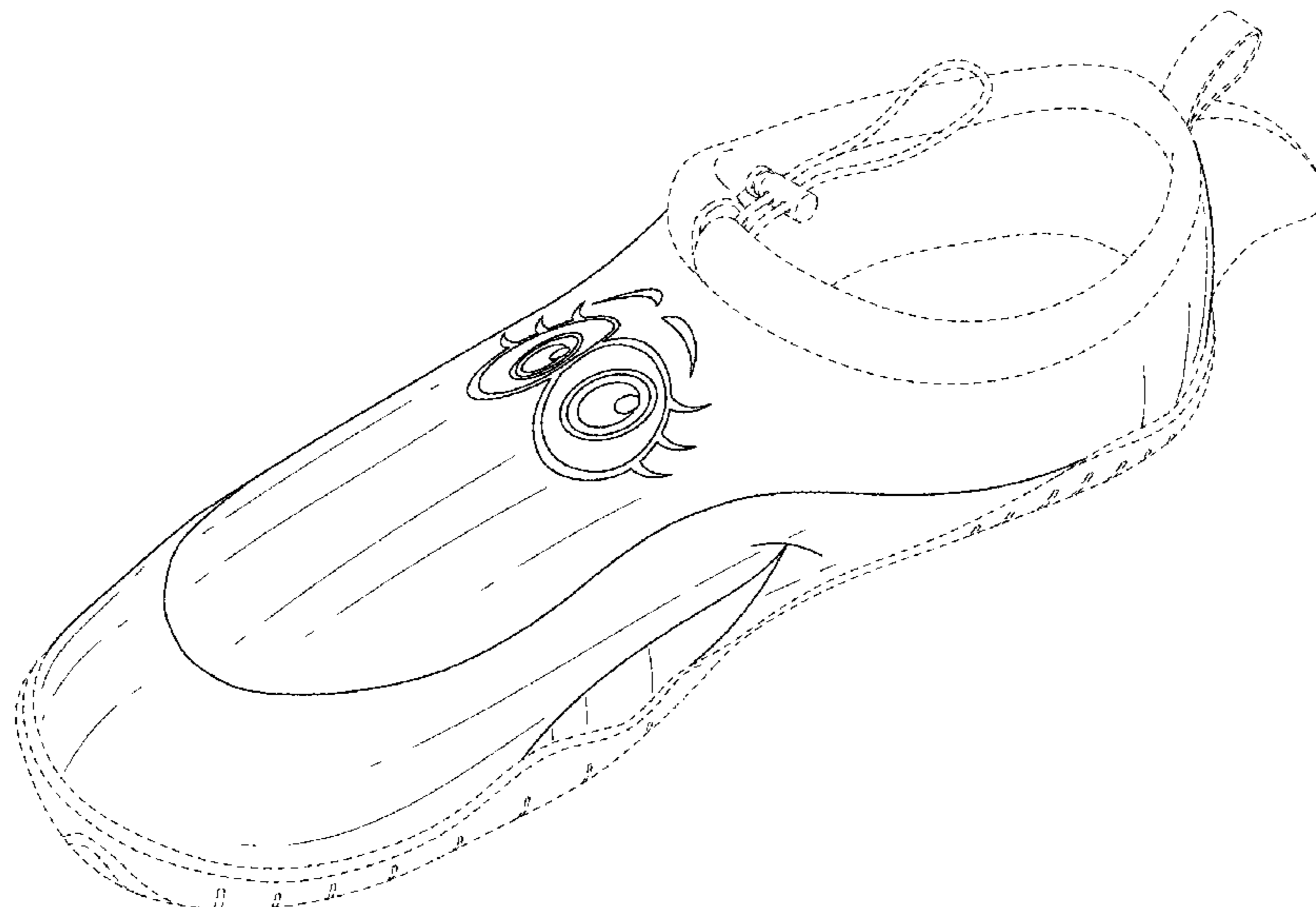
CLAIM

(57) The ornamental design for a water shoe, as shown and described.

DESCRIPTION

FIG. 1 is a top left side perspective view of a water shoe showing our new design;
FIG. 2 is a right side elevation view thereof;
FIG. 3 is a left side elevation view thereof;
FIG. 4 is a front elevation view thereof;
FIG. 5 is a back side elevation view thereof;
FIG. 6 is a top plan view thereof; and,
FIG. 7 is a bottom plan view thereof.
The broken lines shown are included for the purpose of illustrating the unclaimed portions of the article and form no part of the claim.

1 Claim, 6 Drawing Sheets



(56)

References Cited

U.S. PATENT DOCUMENTS

D479,386 S 9/2003 Gebhardt
 D489,516 S 5/2004 Gebhardt
 D490,218 S 5/2004 Gebhardt
 D494,342 S 8/2004 Gebhardt et al.
 D498,038 S 11/2004 Gebhardt
 D498,578 S 11/2004 Gebhardt
 D498,901 S 11/2004 Hawker et al.
 D498,908 S 11/2004 Gebhardt et al.
 D517,790 S 3/2006 Seamans
 D521,217 S 5/2006 Moehring et al.
 D521,224 S 5/2006 Chen
 D522,725 S 6/2006 Moehring et al.
 7,107,702 B1 9/2006 Chavez
 D575,036 S 8/2008 Smith
 D577,178 S 9/2008 Smith
 D587,436 S 3/2009 LaFazia et al.
 D587,880 S 3/2009 LaFazia et al.
 D645,232 S 9/2011 Ratner et al.
 D657,537 S 4/2012 Rusnak
 D670,069 S 11/2012 Yoh
 8,371,044 B2 2/2013 Rusnak
 D677,037 S 3/2013 Brunetti
 D693,546 S 11/2013 Chenciner
 D738,073 S 9/2015 Chenciner
 D742,104 S 11/2015 Sutton
 D762,355 S 8/2016 Perez
 D764,773 S 8/2016 Khartten et al.
 D796,161 S 9/2017 Ochipa et al.

D796,162 S 9/2017 Ochipa et al.
 D805,740 S 12/2017 Chenciner et al.
 D805,741 S 12/2017 Ochipa et al.
 D805,742 S 12/2017 Ochipa et al.
 D806,367 S 1/2018 Chenciner et al.
 D815,414 S 4/2018 Chenciner
 D815,415 S 4/2018 Ochipa et al.
 D824,654 S 8/2018 Kenney
 D833,122 S 11/2018 Chenciner et al.
 D833,133 S 11/2018 Ochipa et al.
 D833,719 S 11/2018 Chenciner et al.
 D844,943 S 4/2019 Chenciner et al.
 D857,347 S * 8/2019 Chenciner D2/903
 D857,348 S * 8/2019 Chenciner D2/903
 D861,295 S * 10/2019 Zeng D2/903
 D866,930 S * 11/2019 Chenciner D2/903
 D866,931 S * 11/2019 Chenciner D2/903
 2004/0074108 A1 * 4/2004 Shikhashvili A43B 5/08
 36/8.1
 2009/0031587 A1 2/2009 Rusnak

OTHER PUBLICATIONS

Design U.S. Appl. No. 29/616,139, filed Sep. 1, 2017.
 Design U.S. Appl. No. 29/616,145, filed Sep. 1, 2017.
 Design U.S. Appl. No. 29/630,138, filed Dec. 19, 2017.
 Design U.S. Appl. No. 29/630,147, filed Dec. 19, 2017.
 Design U.S. Appl. No. 29/643,140, filed Apr. 4, 2018.
 Design U.S. Appl. No. 29/655,787, filed Jul. 6, 2018.

* cited by examiner

FIG. 1

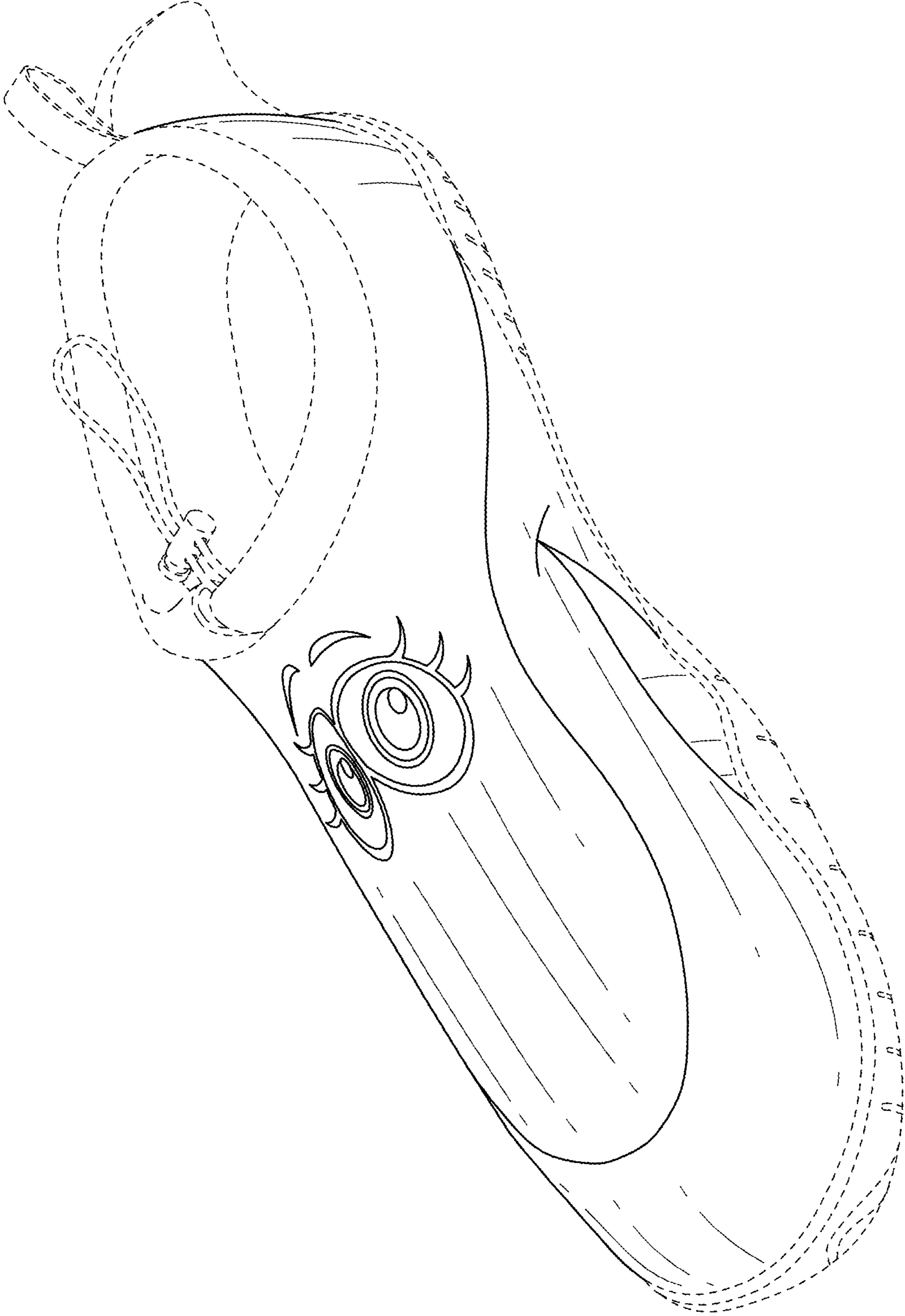


FIG. 2

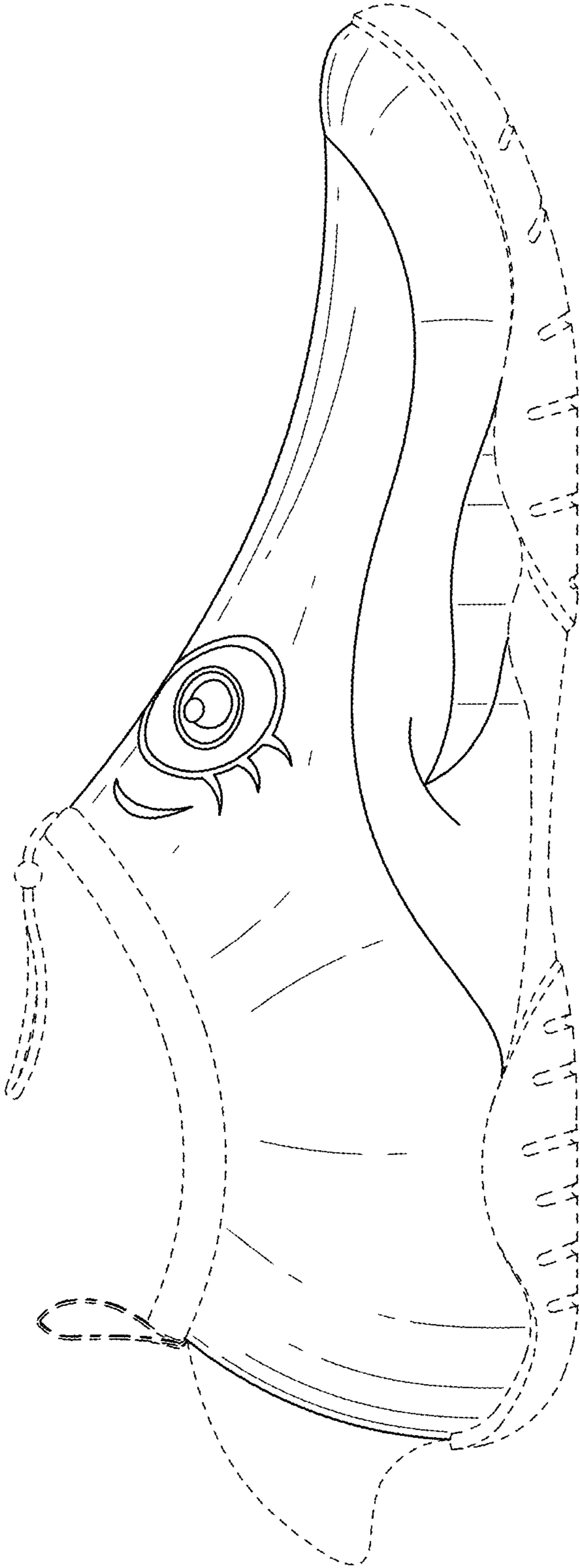


FIG. 3

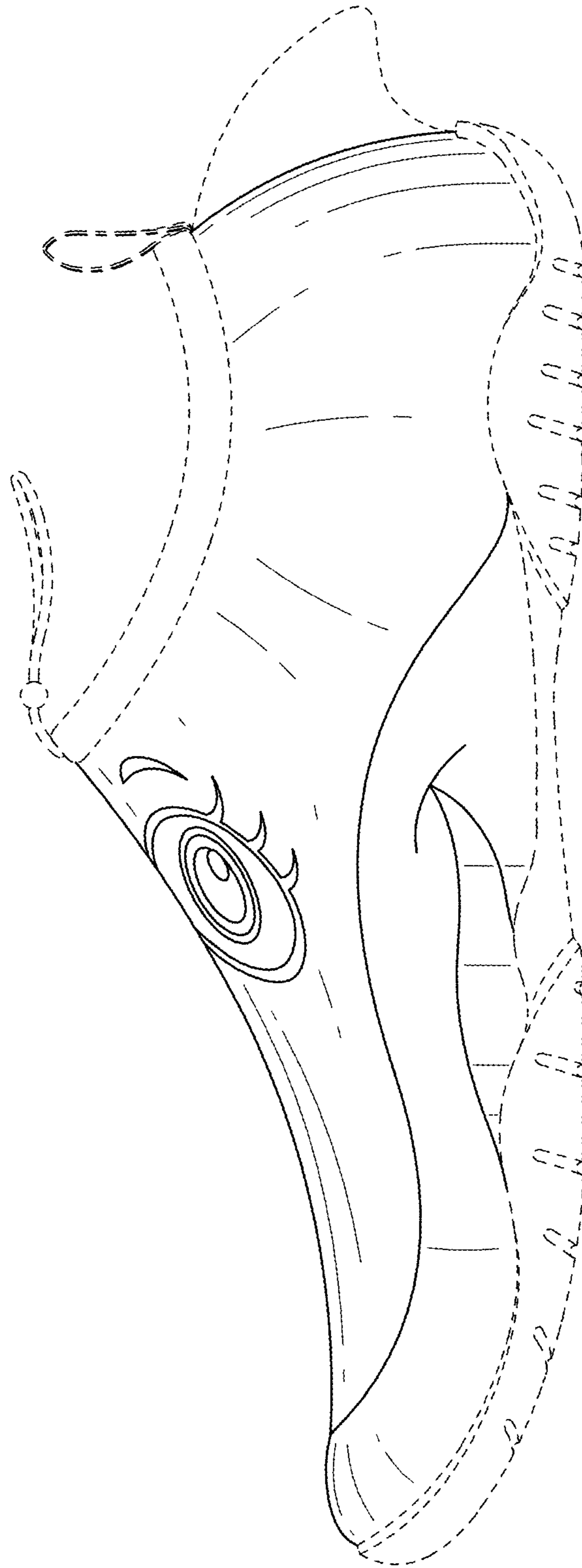


FIG. 4




FIG. 5

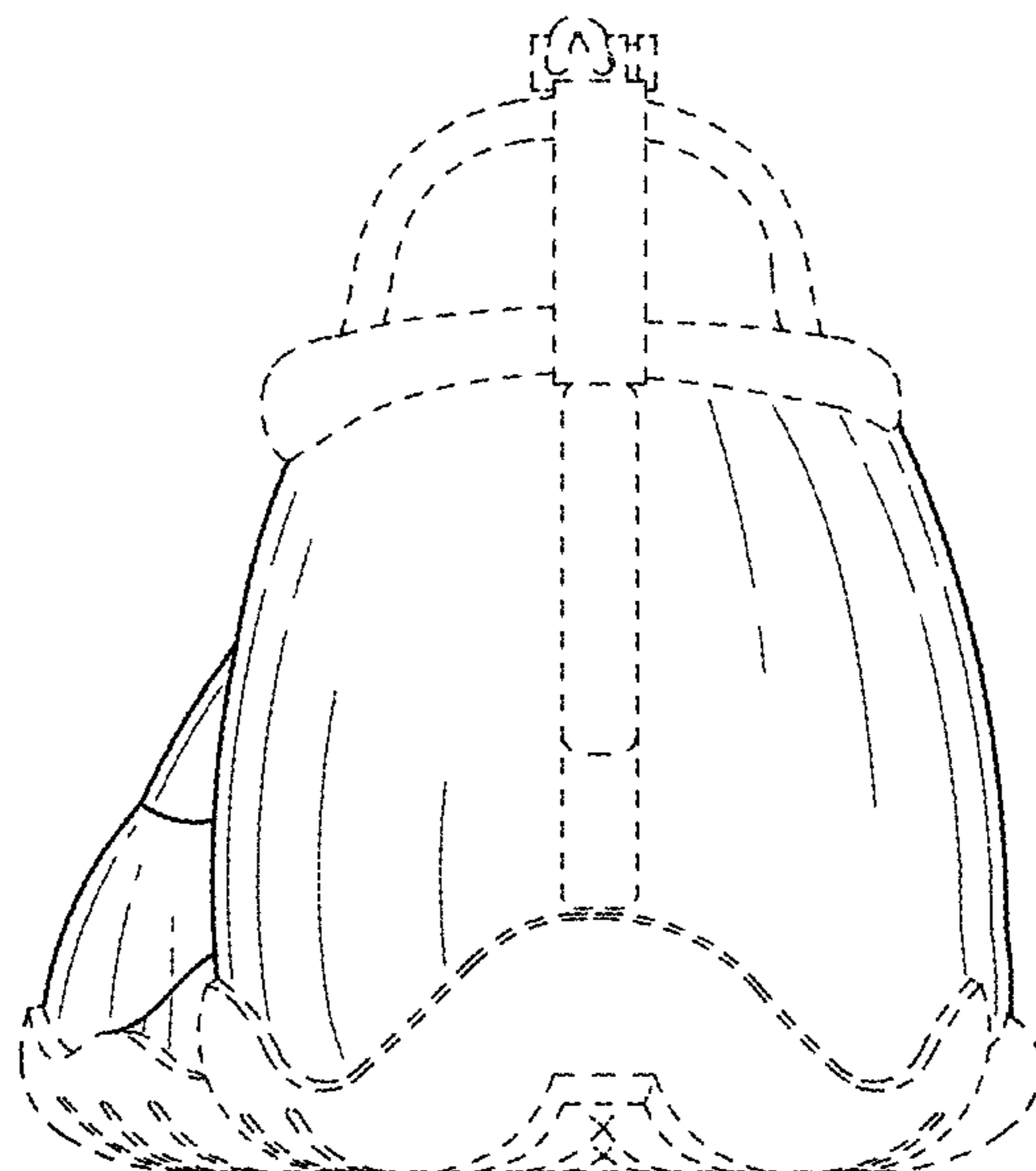


FIG. 6




FIG. 7

