



US00D889747S

(12) **United States Design Patent**  
**Tang**

(10) **Patent No.:** **US D889,747 S**

(45) **Date of Patent:** **\*\* Jul. 7, 2020**

(54) **MAKEUP SPATULA**

(71) Applicant: **RAJESH KOTHAMASU**, Pradesh  
(IN)

(72) Inventor: **Yanli Tang**, Penglai (CN)

(73) Assignee: **KOTHAMASU JEWELRY MART**,  
Pradesh (IN)

(\*\*) Term: **15 Years**

(21) Appl. No.: **29/683,001**

(22) Filed: **Mar. 9, 2019**

(51) **LOC (12) Cl.** ..... **28-03**

(52) **U.S. Cl.**  
USPC ..... **D28/7**

(58) **Field of Classification Search**  
USPC ..... D28/7-9, 56, 57, 62, 99; D19/108-110  
CPC .... A45D 40/26; A45D 34/04; A45D 2200/10;  
A45D 29/16; A45D 29/17; A45D 29/19;  
A45D 29/00; A47J 43/288; A47J 43/28  
See application file for complete search history.

(56) **References Cited**

**U.S. PATENT DOCUMENTS**

D667,165 S \* 9/2012 Strube ..... D28/7  
D667,166 S \* 9/2012 Strube ..... D28/7

D785,238 S \* 4/2017 Silva ..... D28/7  
D833,066 S \* 11/2018 Cooney ..... D28/7  
D859,737 S \* 9/2019 Lorenz ..... D28/7

\* cited by examiner

*Primary Examiner* — Zenia I Bennett

(74) *Attorney, Agent, or Firm* — Law Offices of Steven  
W. Weinrieb

(57) **CLAIM**

The ornamental design for a makeup spatula, as shown and  
described.

**DESCRIPTION**

FIG. 1 is a right side, perspective view of a makeup spatula  
showing my new design;

FIG. 2 is a right side elevational view thereof;

FIG. 3 is a left side elevational view thereof;

FIG. 4 is a rear elevational view thereof;

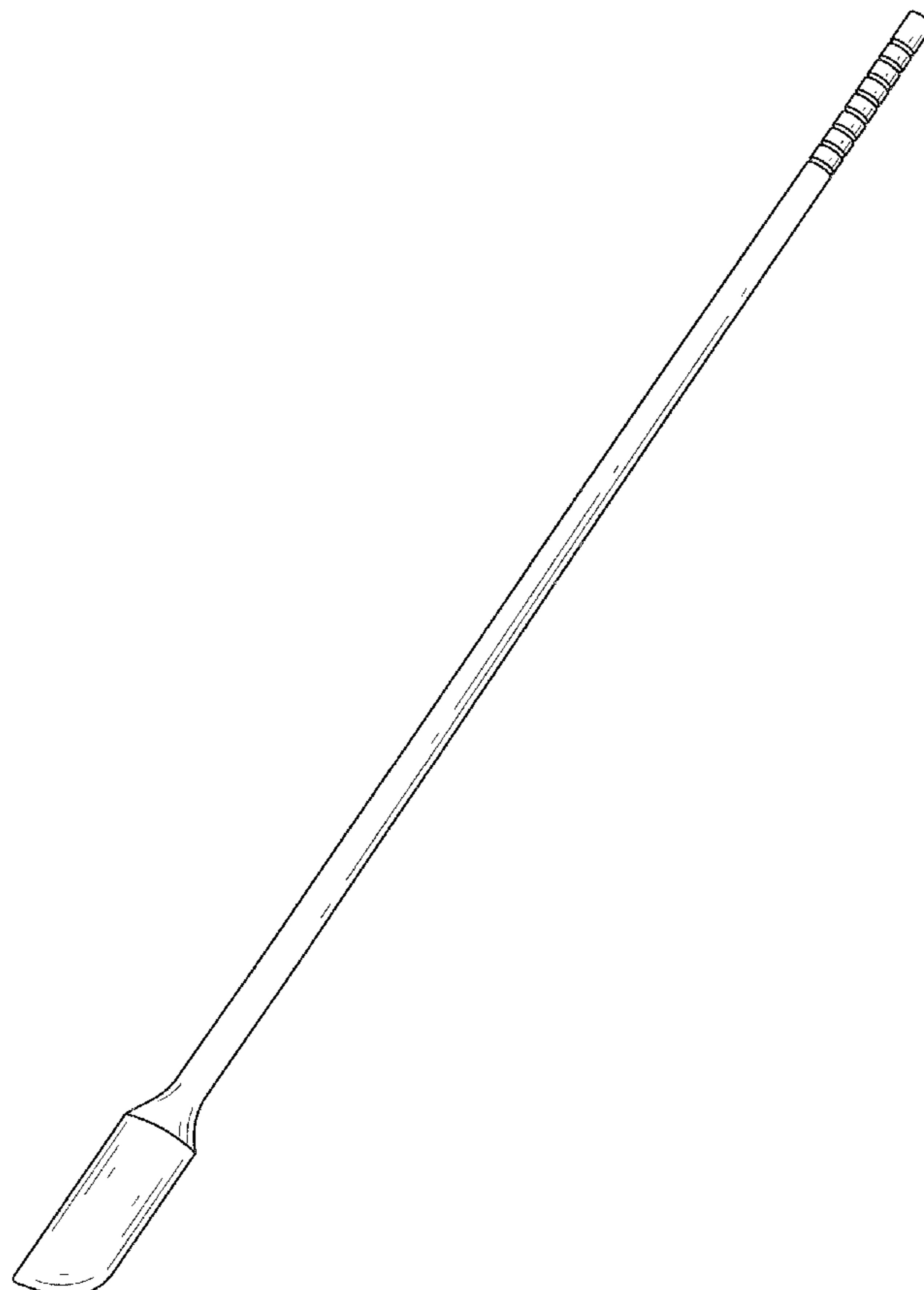
FIG. 5 is a front elevational view thereof;

FIG. 6 is a top plan view thereof; and,

FIG. 7 is a bottom plan view thereof.

The broken lines immediately adjacent to the claimed por-  
tions are boundaries, all other broken lines are environmen-  
tal structures; all the broken lines form no part of the claimed  
design.

**1 Claim, 7 Drawing Sheets**



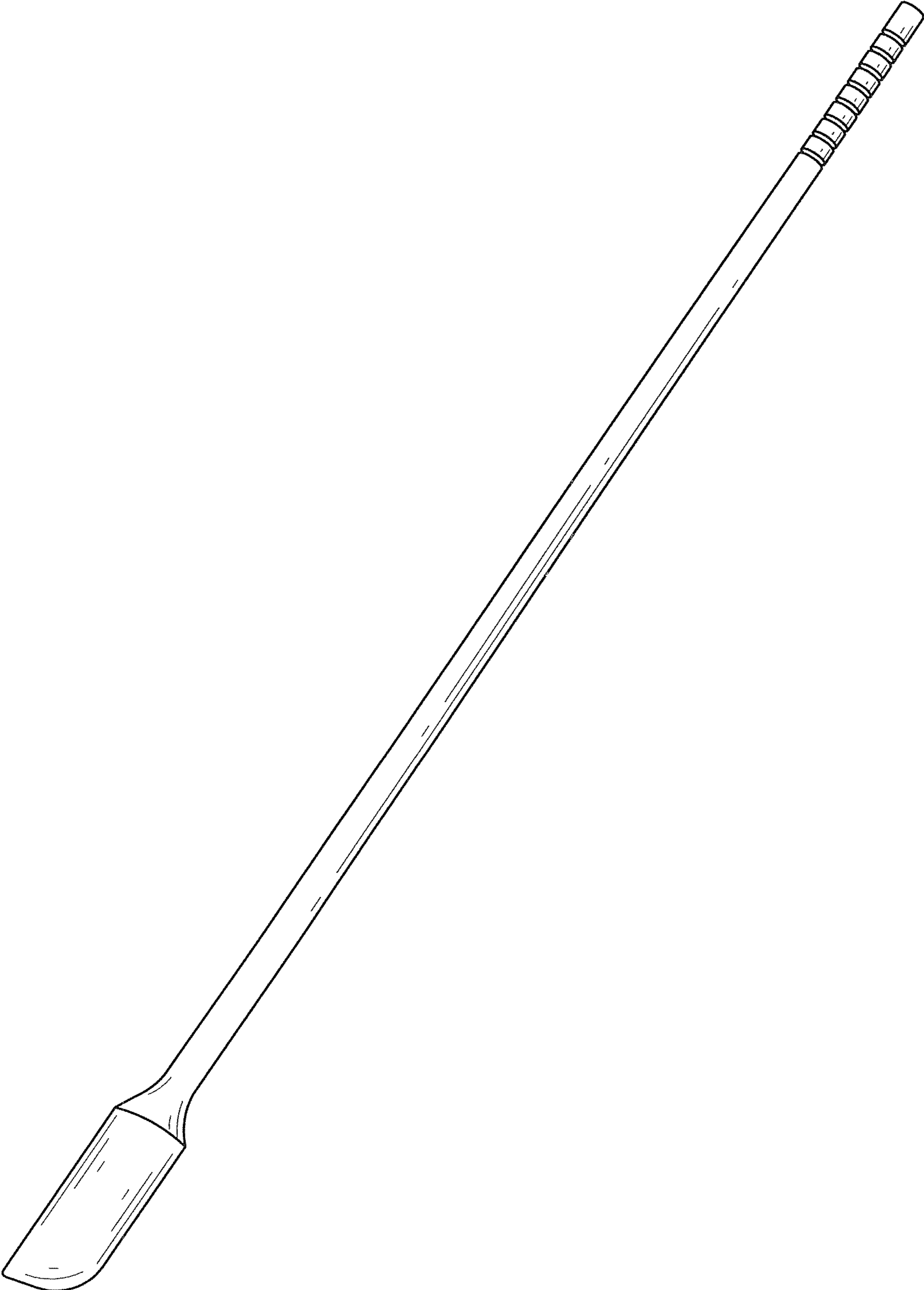


FIG. 1

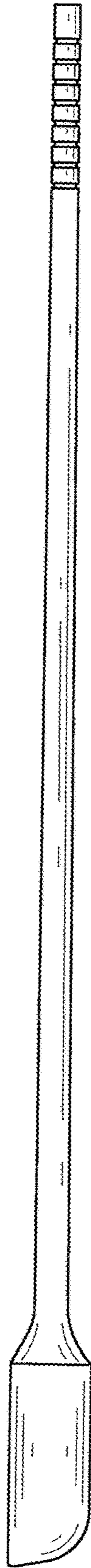


FIG. 2

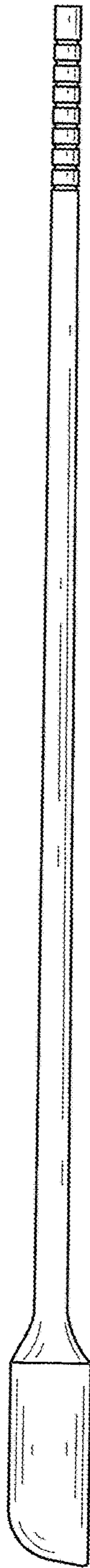


FIG. 3



FIG. 4



FIG. 5



FIG. 6



FIG. 7