



US00D889737S

(12) **United States Design Patent** (10) **Patent No.:** **US D889,737 S**  
**Vora et al.** (45) **Date of Patent:** **\*\* Jul. 7, 2020**

(54) **PERSONAL VAPORIZER**  
(71) Applicant: **Flair Vapor, LLC**, South Plainfield, NJ (US)  
(72) Inventors: **Niravkumar Vora**, Edison, NJ (US); **Mitul Patel**, Edison, NJ (US)  
(73) Assignee: **Flair Vapor, LLC**, South Plainfield, NJ (US)  
(\*\*) Term: **15 Years**  
(21) Appl. No.: **29/683,784**

(22) Filed: **Mar. 15, 2019**  
(51) **LOC (12) Cl.** ..... **27-02**  
(52) **U.S. Cl.**  
USPC ..... **D27/162**  
(58) **Field of Classification Search**  
USPC ..... D27/162, 100, 101, 163–165, 172, 174, D27/183, 185–194; D24/110, 110.5; 128/202.21, 203.12; 131/273, 274, 270, 131/191, 328, 329, 330, 360–365  
CPC .... A24F 47/002; A24F 47/006; A24F 47/008; A61M 15/00; A61M 15/06  
See application file for complete search history.

(56) **References Cited**  
U.S. PATENT DOCUMENTS

D663,892 S \* 7/2012 Arcos Bellvehi ..... D27/172  
D773,729 S \* 12/2016 Jordan ..... D27/194  
D824,093 S \* 7/2018 Kauss ..... D27/101  
D825,102 S \* 8/2018 Bowen ..... D27/167  
D829,371 S \* 9/2018 Durand ..... D27/101  
D832,500 S \* 10/2018 Qiu ..... D27/162  
D837,446 S \* 1/2019 Durand ..... D27/101

D842,535 S \* 3/2019 Kauss ..... D27/101  
D843,650 S \* 3/2019 Verleur ..... D27/172  
D859,735 S \* 9/2019 Qiu ..... D27/162  
D861,239 S \* 9/2019 Chen ..... D27/101  
D864,470 S \* 10/2019 Huang ..... D27/101  
D865,276 S \* 10/2019 Pino ..... D27/162  
D870,964 S \* 12/2019 Lee ..... D27/194  
D877,971 S \* 3/2020 Bowen ..... D27/101  
2017/0245547 A1\* 8/2017 Lipowicz ..... A24F 47/008

\* cited by examiner

*Primary Examiner* — Marissa J Cash  
*Assistant Examiner* — Rebecca Tsehaye

(74) *Attorney, Agent, or Firm* — BakerHostetler


(57) **CLAIM**

The ornamental design for a personal vaporizer, as shown and described.

**DESCRIPTION**

FIG. 1 is a front perspective view of a personal vaporizer; FIG. 2 is a bottom rear perspective view thereof. FIG. 3 is a front view thereof. FIG. 4 is a rear view thereof. FIG. 5 is a left view thereof. FIG. 6 is right view thereof. FIG. 7 is a top view thereof. FIG. 8 is a bottom view thereof; and, FIG. 9 is a top front perspective view shown with a cartridge installed for environmental purposes. The broken lines in FIGS. 2, 7, and 8 depict portions of the personal vaporizer that form no part of the claimed design; the broken lines in FIG. 9 are for environmental purposes that form no part thereof.

**1 Claim, 4 Drawing Sheets**






FIG. 1

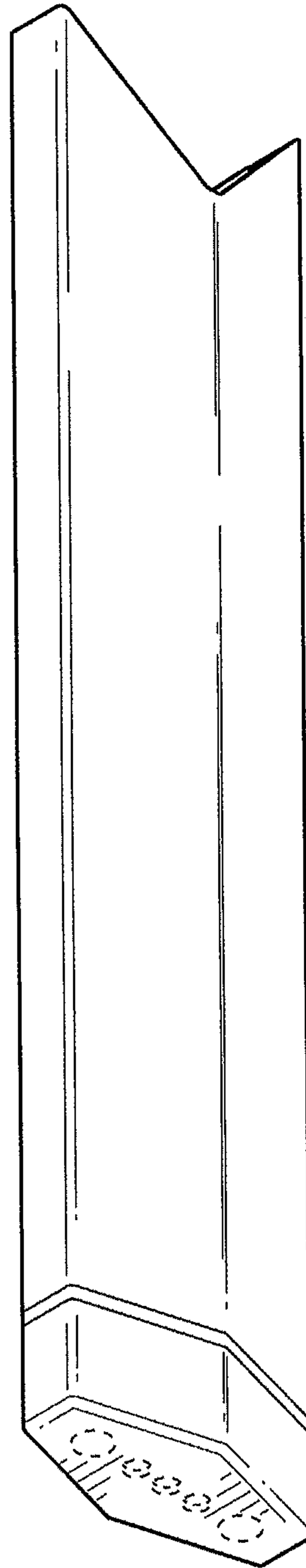


FIG. 2




FIG. 3

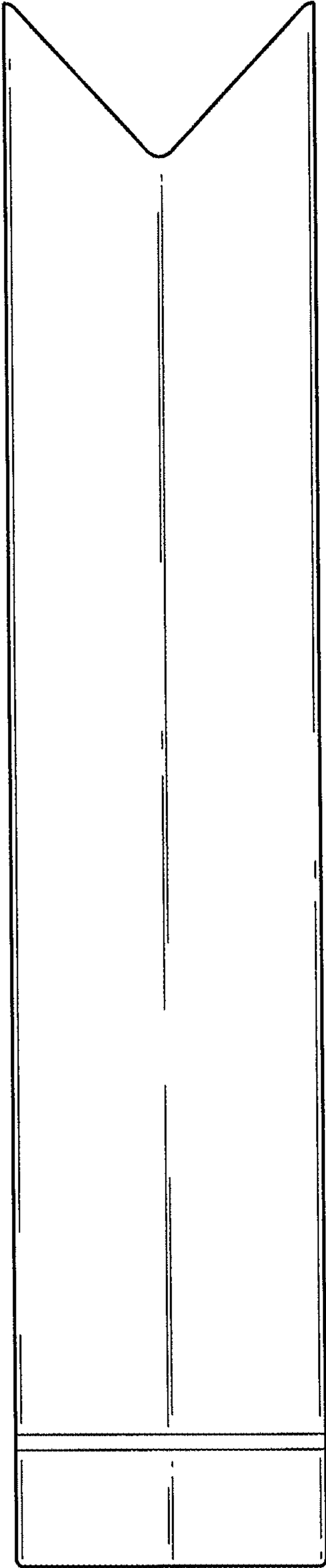


FIG. 4




FIG. 5




FIG. 6

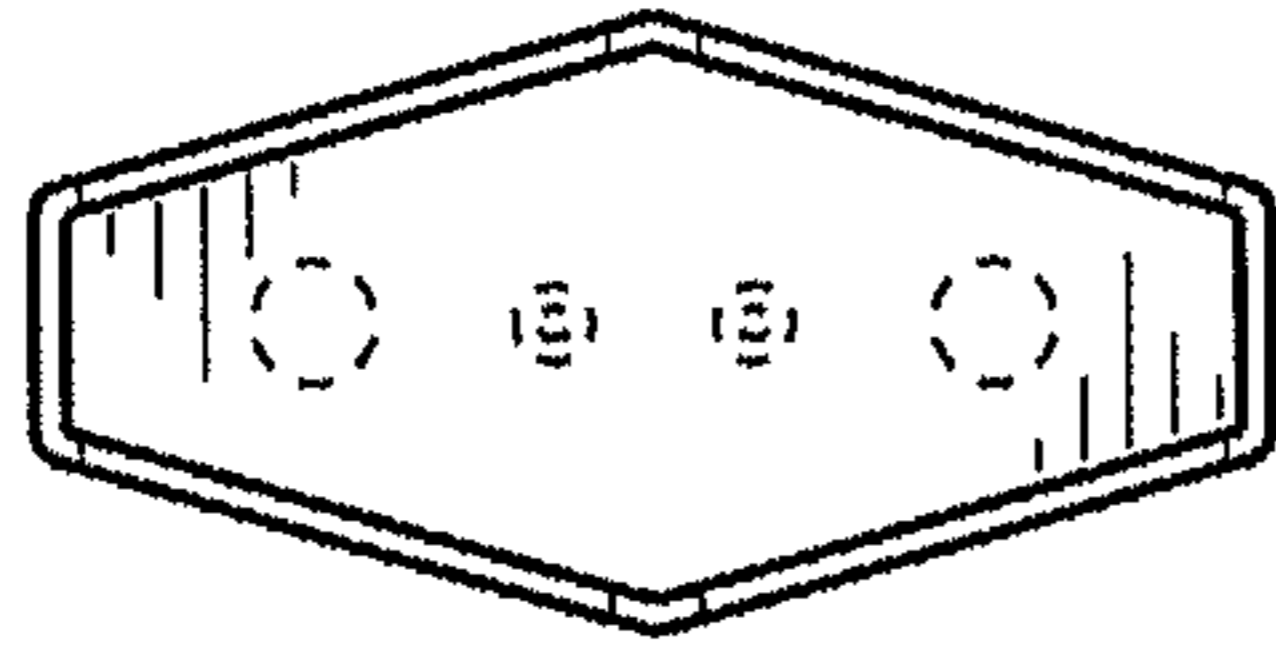


FIG. 7

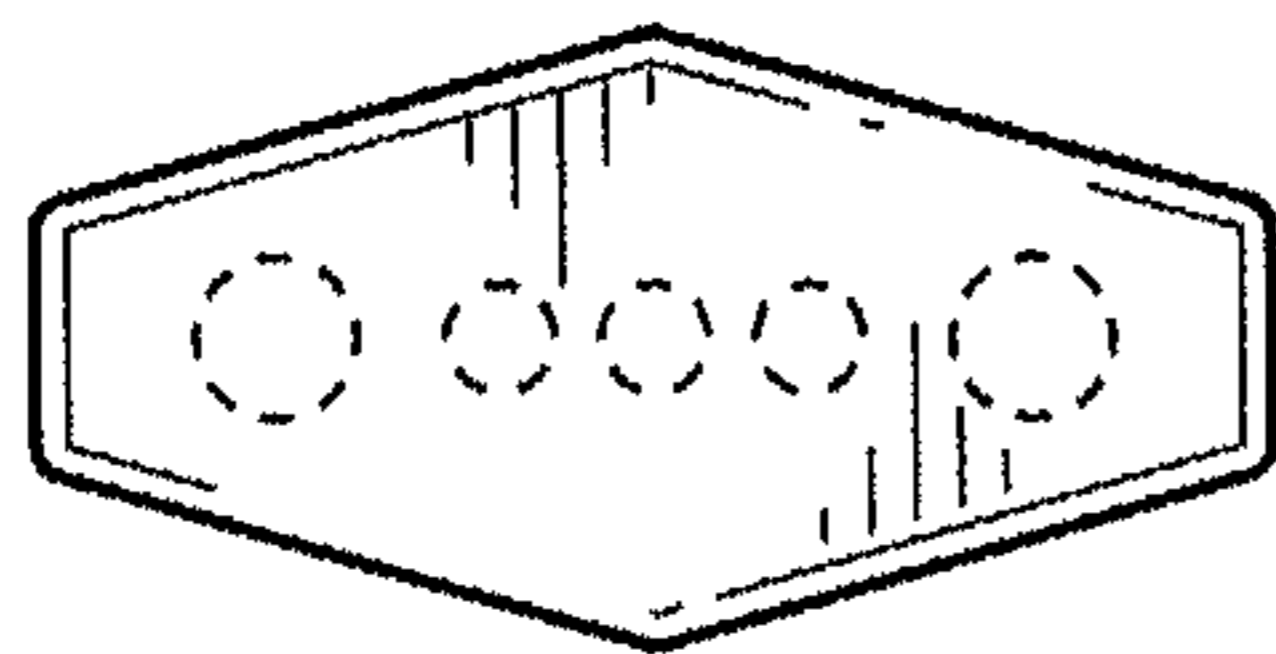


FIG. 8

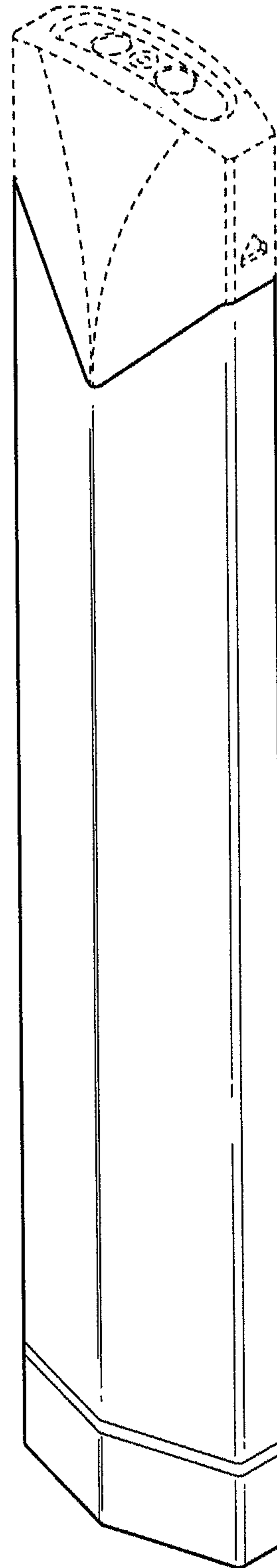


FIG. 9