



US00D889725S

(12) **United States Design Patent**
Roth

(10) **Patent No.:** **US D889,725 S**

(45) **Date of Patent:** **** Jul. 7, 2020**

(54) **PENDENT LIGHT**

(71) Applicant: **Geoffrey H. H. Roth**, Scottsdale, AZ
(US)

(72) Inventor: **Geoffrey H. H. Roth**, Scottsdale, AZ
(US)

(**) Term: **15 Years**

(21) Appl. No.: **29/654,510**

(22) Filed: **Jun. 25, 2018**

(51) **LOC (12) Cl.** **26-03**

(52) **U.S. Cl.**
USPC **D26/88**

(58) **Field of Classification Search**
USPC D26/67, 72, 85, 87, 88, 90
CPC F21S 8/03; F21S 8/035; F21S 8/036; F21S
8/043; F21S 8/06; F21S 8/061; F21S
8/063; F21S 13/02; F21S 13/04; F21S
13/10; F21V 21/104; F21W 2121/004;
F21W 2131/109

See application file for complete search history.

(56) **References Cited**

U.S. PATENT DOCUMENTS

D198,639 S *	7/1964	Atkin et al.	D26/67
D226,778 S *	4/1973	Breed	D26/67
D252,894 S *	9/1979	Hazerjian	D26/67
D390,997 S *	2/1998	Markee	D26/85
D477,682 S *	7/2003	Wang	D26/67
D541,968 S *	5/2007	Tortel	D26/2
D615,683 S *	5/2010	Chen	D26/68
D816,254 S *	4/2018	Zhang	D26/68
D824,562 S *	7/2018	Chen	D26/68

D862,772 S *	10/2019	Wellens	D26/88
2016/0238229 A1 *	8/2016	Smitt	F21V 23/06
2017/0159918 A1 *	6/2017	Yang	F21V 23/002

OTHER PUBLICATIONS

Christopher 1 Light Mini Pendant Model #: VXP8194ORB by Roseto, from lightingdirect.com, visited Mar. 26, 2020. (Year: 2020).*

Schauer 1—Light Single Teardrop Pendant from the Breakwater Bay Shop at wayfair.com as early as Mar. 3, 2019. (Year: 2019).*

Moorestown 1—Light Single Bell Pendant from the Latitude Run Shop at wayfair.com as early as Oct. 27, 2017. (Year: 2017).*

Smoke Blown Glass & Wood Teardrop Pendant Light from hammers-and-heels.com, visited Mar. 26, 2020 (Year: 2020).*

* cited by examiner

Primary Examiner — Clare E Heflin

(74) *Attorney, Agent, or Firm* — Weiss & Moy, P.C.;
Jeffrey D. Moy

(57) **CLAIM**

The ornamental design for a pendent light, as shown and described.

DESCRIPTION

FIG. 1 is a top-front perspective view of a pendent light, showing my new design;

FIG. 2 is a front elevational view thereof; a rear elevational view being a mirror image thereof;

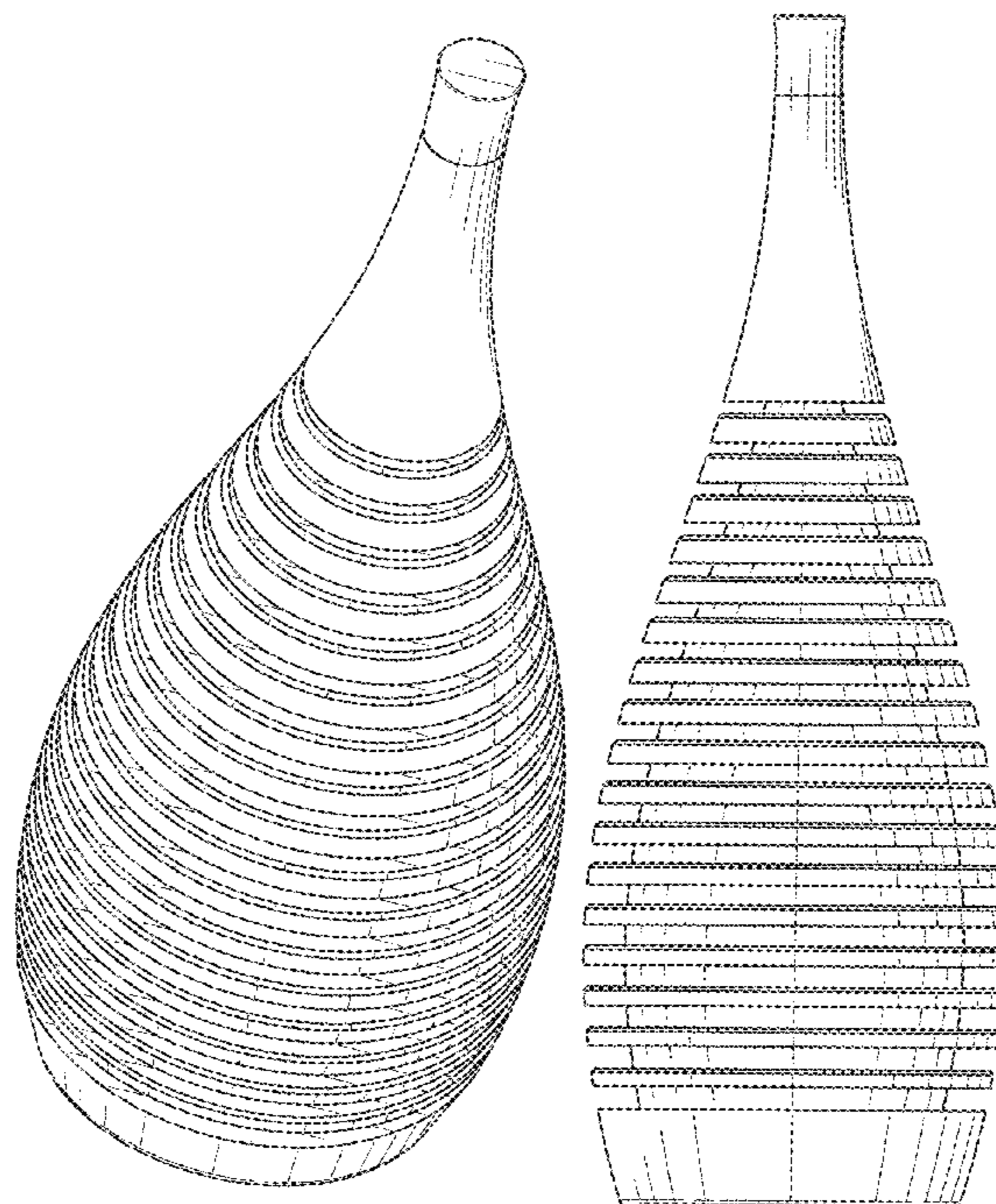
FIG. 3 is a top plan view thereof;

FIG. 4 is a bottom plan view thereof; and,

FIG. 5 is a left side view thereof, the right side view being a mirror image thereof.

The broken lines shown on the drawings depict portions of the pendent light that form no part of the claimed design.

1 Claim, 4 Drawing Sheets



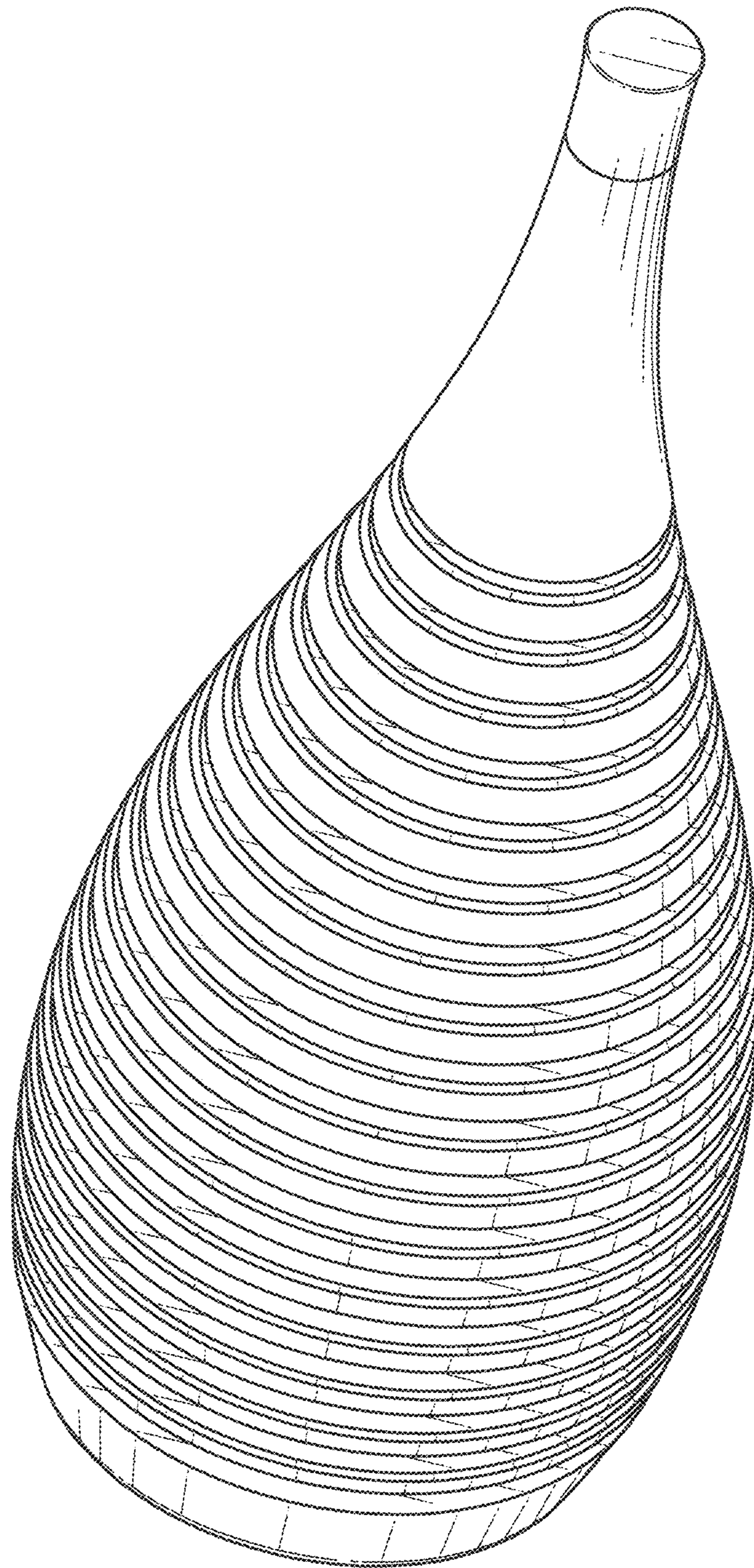


FIG. 1

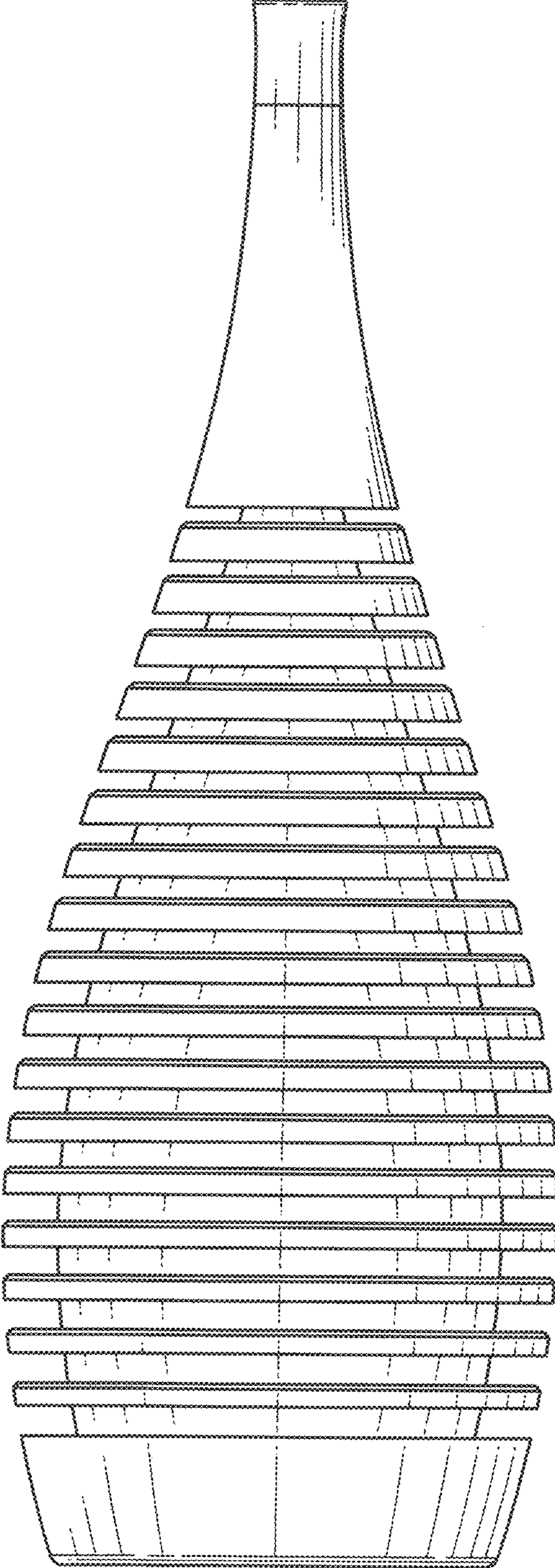


FIG. 2

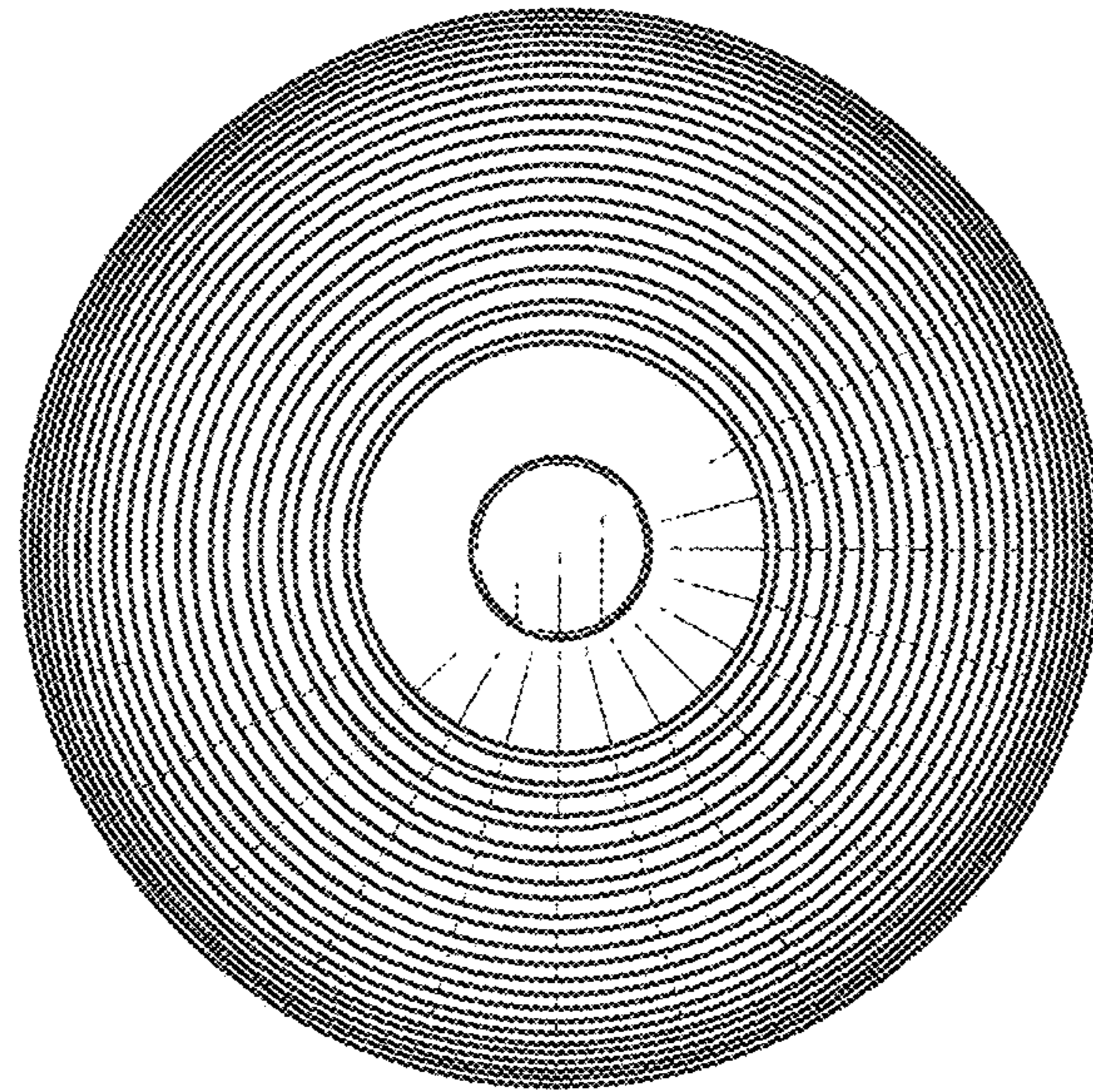


FIG. 3

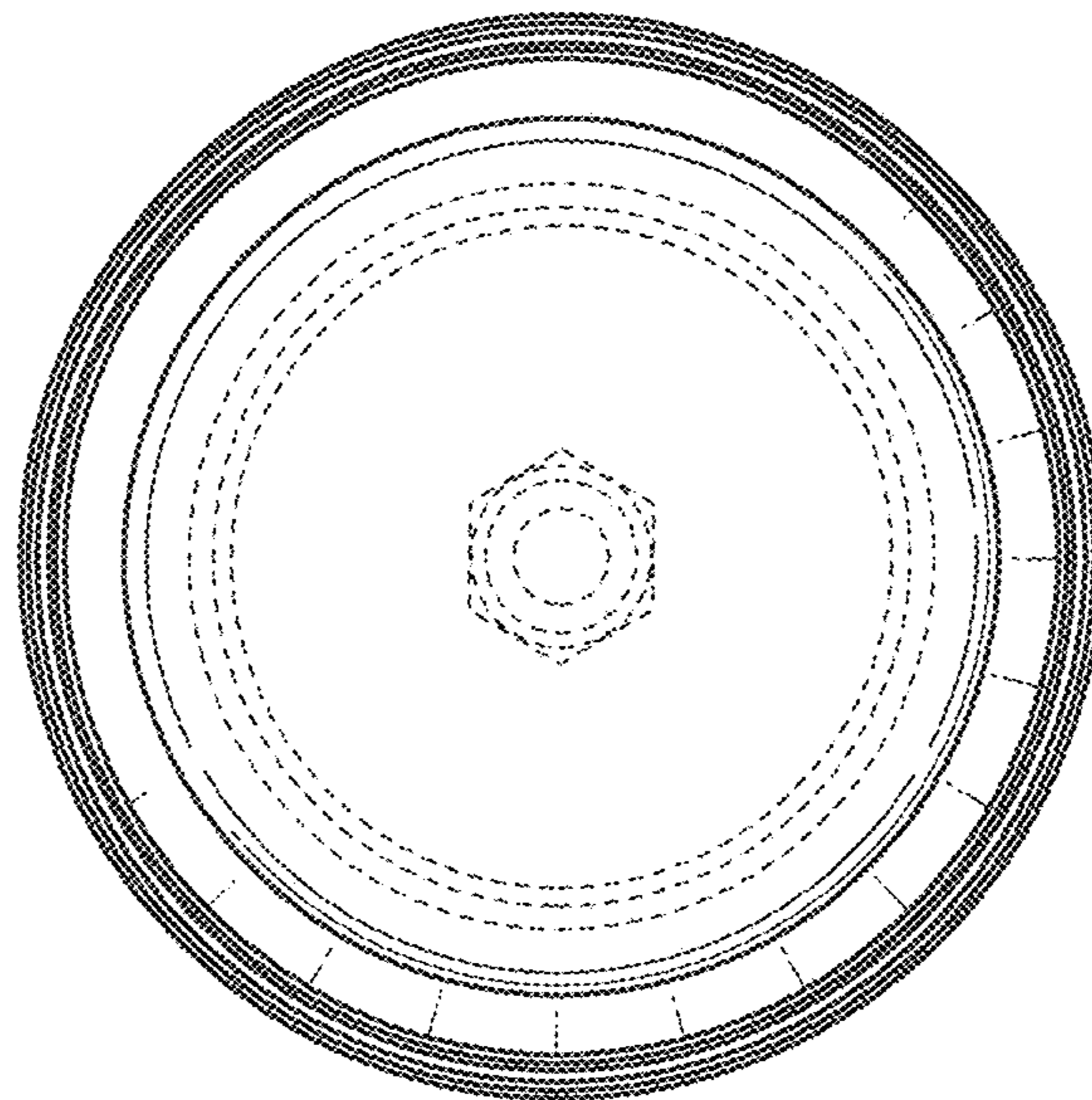


FIG. 4

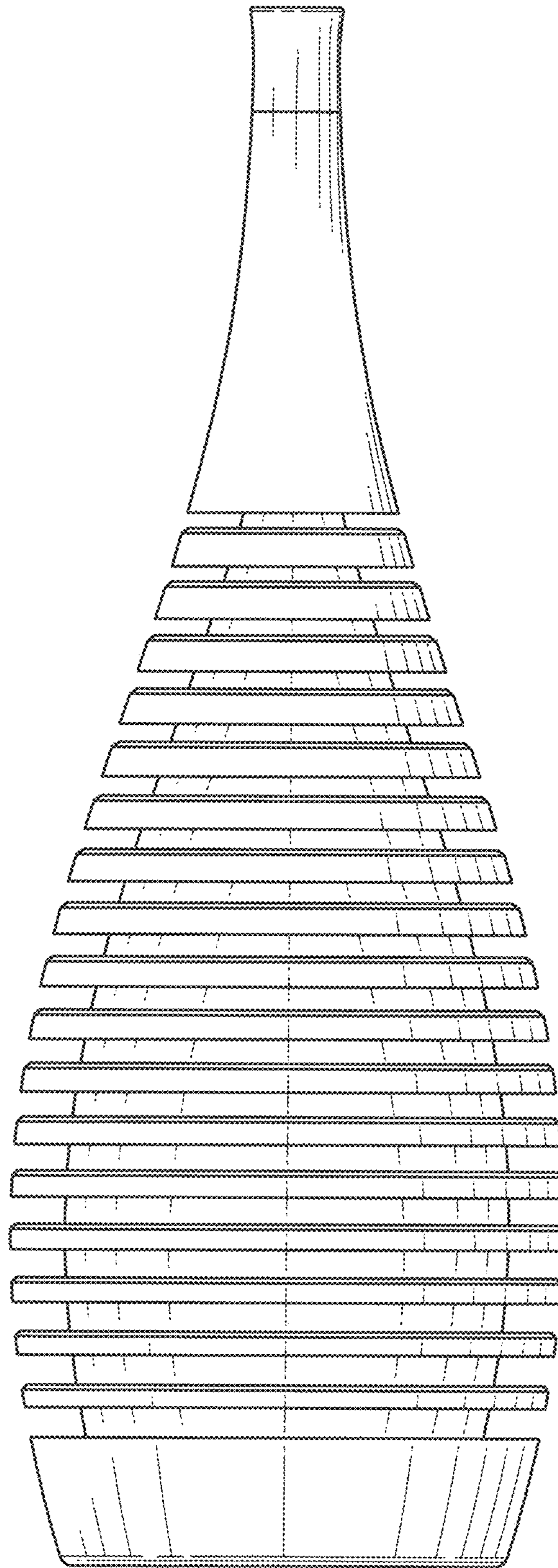


FIG. 5