



US00D889708S

(12) **United States Design Patent**
Trim

(10) **Patent No.:** **US D889,708 S**

(45) **Date of Patent:** **** Jul. 7, 2020**

(54) **HEAD LIGHT**

(71) Applicant: **Jaguar Land Rover Limited**, Whitley,
Coventry (GB)

(72) Inventor: **James Trim**, Coventry (GB)

(73) Assignee: **Jaguar Land Rover Limited**, Whitley,
Coventry (GB)

(**) Term: **15 Years**

(21) Appl. No.: **29/714,174**

(22) Filed: **Nov. 21, 2019**

Related U.S. Application Data

(62) Division of application No. 29/605,387, filed on May
25, 2017, now Pat. No. Des. 870,924.

(30) **Foreign Application Priority Data**

Nov. 30, 2016 (EM) 003492883-0001

(51) **LOC (12) Cl.** **29-06**

(52) **U.S. Cl.**
USPC **D26/28**

(58) **Field of Classification Search**

USPC D12/86, 90-92, 114, 163, 169, 171-173,
D12/181, 190, 196, 197, 199, 400;
D26/28-36

CPC ... B62J 6/02; B62J 6/00; B60Q 3/0279; F21S
48/00; F21S 48/10; F21S 48/115; F21S
48/225; F21S 48/1233; F21S 48/1266;
F21S 48/1388; F21S 48/2268; F21V
21/04

See application file for complete search history.

(56) **References Cited**

U.S. PATENT DOCUMENTS

D507,362 S * 7/2005 Minami D26/28
D526,428 S * 8/2006 Yagihashi D26/28

D529,208 S * 9/2006 Ikeda D26/28
D536,113 S * 1/2007 Pfeiffer D26/28
D537,180 S * 2/2007 Hsu D26/28
D545,462 S * 6/2007 Kaoud D26/28
D556,349 S * 11/2007 Golden D26/28

(Continued)

Primary Examiner — Philip S Hyder

Assistant Examiner — Cary M Robinson

(74) *Attorney, Agent, or Firm* — Wood Herron & Evans
LLP

(57) **CLAIM**

The ornamental design for a head light, as shown and
described.

DESCRIPTION

FIG. 1 is a front left perspective view of a head light
according to the present invention, wherein the exterior
surface of the head light is shown with a broken line, and the
rest of the head light structure is shown in de-emphasized
and half-tone portions so as to illustrate portions of the head
light that form no part of the claimed design. More particu-
larly, in FIG. 1, the inventive head light is shown within the
broken line, and the elements shown outside the broken line
form no part of the claimed design, but are instead included
to show portions of the headlight in which the design is
embodied.


FIG. 2 is a front right perspective view of the head light
shown in FIG. 1.

FIG. 3 is a front view thereof.

FIG. 4 is a top view thereof; and,

FIG. 5 is a front left perspective of the head light shown in
FIGS. 1-4, mounted on a vehicle, with the rest of the vehicle
shown in de-emphasized and half-tone portions so as to
illustrate environmental structure. These portions form no
part of the claimed design. More particularly, in FIG. 5, the
inventive head light is shown within the broken line, and the
elements shown outside the broken line form no part of the
claimed design, but are instead included to show environ-
mental aspects thereof.

1 Claim, 5 Drawing Sheets



(56)

References Cited

U.S. PATENT DOCUMENTS

D558,906	S *	1/2008	Golden	D26/28
D565,762	S *	4/2008	Zheng	D26/28
D569,020	S *	5/2008	Schiavone	D26/28
D605,792	S *	12/2009	Weil	D26/28
D612,961	S *	3/2010	Lamm	D26/28
D676,168	S *	2/2013	Lai	D26/28
D686,356	S *	7/2013	Morgenstern	D26/28
D720,869	S *	1/2015	Knoedle-Bunte	D26/28
D785,823	S *	5/2017	Knoedle-Bunte	D26/28
D821,618	S *	6/2018	Granlund	D26/28
D846,163	S *	4/2019	Thomas	D26/28
D846,765	S *	4/2019	Thomas	D26/28
D847,388	S *	4/2019	Bernardi	D26/28
D848,645	S *	5/2019	Thomas	D26/28
D850,669	S *	6/2019	Hatton	D26/28
D855,223	S *	7/2019	Thomas	D26/28
2011/0310610	A1 *	12/2011	Brown	B60Q 1/56 362/253
2013/0194817	A1 *	8/2013	Ito	B60Q 1/02 362/538

* cited by examiner

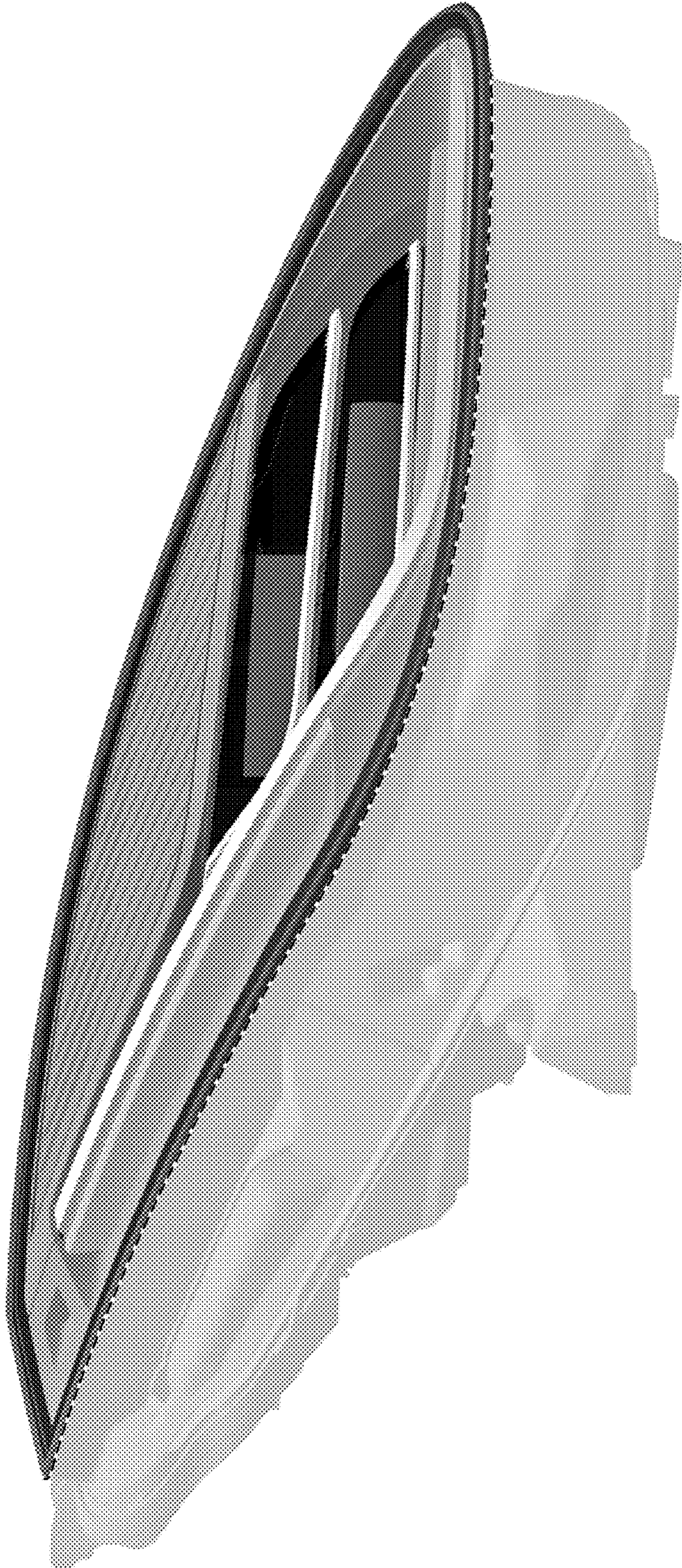


FIG. 1



FIG. 2




FIG. 3




FIG. 4




FIG. 5