



US00D889688S

(12) **United States Design Patent**  
**Schneider et al.**

(10) **Patent No.:** **US D889,688 S**  
(45) **Date of Patent:** **\*\* Jul. 7, 2020**

- (54) **ARCHITECTURAL SCREEN**
- (71) Applicant: **BARRETTE OUTDOOR LIVING, INC.**, Middleburg Heights, OH (US)
- (72) Inventors: **Christopher Michael Schneider**, Middleburg Heights, OH (US); **Patrick Joseph Bertke**, Middleburg Heights, OH (US); **James Joseph Powers**, Middleburg Heights, OH (US)
- (73) Assignee: **BARRETTE OUTDOOR LIVING, INC.**, Middleburg Heights

- D201,872 S \* 8/1965 Mezey et al. .... D25/154
- D206,374 S \* 12/1966 Barnett ..... D25/48.8
- 3,312,029 A \* 4/1967 Blum ..... E04B 2/80  
52/780
- 3,417,532 A \* 12/1968 Blum ..... E04B 2/7453  
52/764
- 3,935,671 A \* 2/1976 Soot ..... A01G 9/12  
47/70
- D257,177 S \* 9/1980 Demarest ..... D25/38.1
- D464,740 S \* 10/2002 Griffith ..... D25/100
- D559,565 S \* 1/2008 Bakker ..... D6/332
- D843,605 S \* 3/2019 Schneider ..... D25/152

(Continued)

(\*\*) Term: **15 Years**

EM 005940822-0003 \* 1/2019

(21) Appl. No.: **29/664,581**

**OTHER PUBLICATIONS**

(22) Filed: **Sep. 26, 2018**

Decorative Screen Panels—Xpanse Greater Outdoors <https://www.xpansegreateroutdoors.com/products/decorative-accents/decorative-screen-panels/> Feb. 2017 (Year: 2017).\*

(51) **LOC (12) Cl.** ..... **25-01**

(52) **U.S. Cl.**  
USPC ..... **D25/58**

(58) **Field of Classification Search**  
USPC ... D5/1-6, 8, 11, 12, 15, 16, 24, 29, 32, 43, D5/47, 53, 54, 58, 59, 60, 62; D25/38.1, D25/40, 58, 138, 149, 152, 153, 156, 157, D25/158, 159, 160, 161, 162  
CPC . E04B 1/00; E04B 2/7453; E04B 2/80; E04B 2009/062; E04H 17/14; E04H 17/1408; E04H 17/16; A63H 33/06; A63H 33/108  
See application file for complete search history.

*Primary Examiner* — Leanne Was-Englehart  
(74) *Attorney, Agent, or Firm* — John Maldjian; Maldjian Law Group LLC

(57) **CLAIM**

The ornamental design for an architectural screen, as shown and described.

**DESCRIPTION**

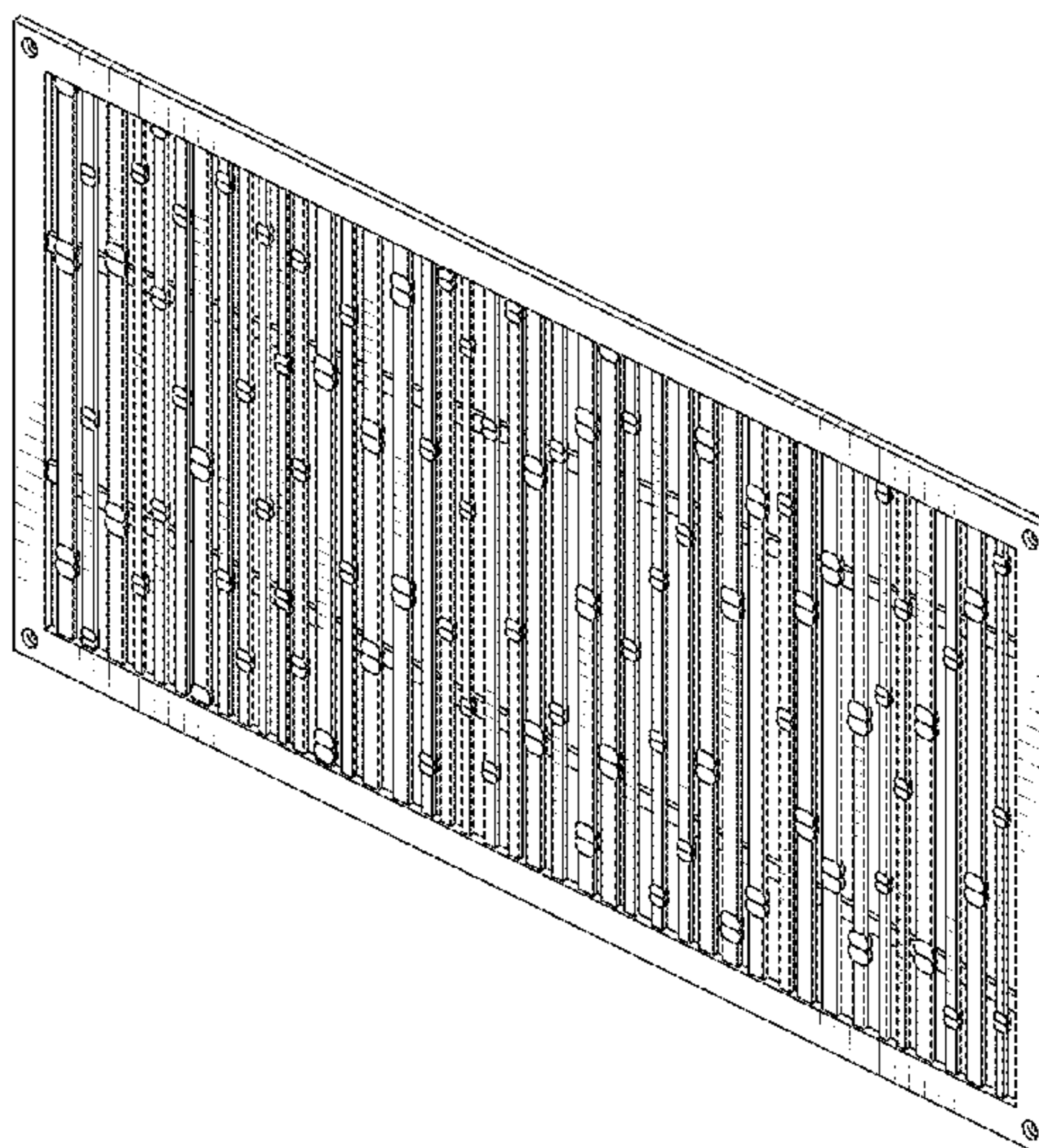
FIG. 1 is a perspective view of an architectural screen showing our new design;  
FIG. 2 is a front elevation view thereof;  
FIG. 3 is a rear elevation view thereof;  
FIG. 4 is a left side elevation view thereof;  
FIG. 5 is a right side elevation view thereof;  
FIG. 6 is a top plan view thereof; and,  
FIG. 7 is a bottom plan view thereof.

(56) **References Cited**

**U.S. PATENT DOCUMENTS**

- 519,663 A \* 5/1894 Carr ..... 52/311.3
- 538,040 A \* 4/1895 Hilton ..... B21D 31/046  
29/6.1
- D40,039 S \* 6/1909 Schmidt ..... D25/154
- 2,945,315 A \* 7/1960 Stockton ..... A63H 33/108  
52/663
- D193,238 S \* 7/1962 Chavatel ..... D25/58
- D200,048 S \* 1/1965 Van Dyck ..... D25/142

**1 Claim, 4 Drawing Sheets**



(56)

**References Cited**

U.S. PATENT DOCUMENTS

D843,606 S \* 3/2019 Schneider ..... D25/152  
D843,607 S \* 3/2019 Schneider ..... D25/152  
D843,608 S \* 3/2019 Schneider ..... D25/152  
D872,304 S \* 1/2020 Naylor ..... D25/38.1  
D872,305 S \* 1/2020 Naylor ..... D25/38.1  
2010/0283022 A1\* 11/2010 Delafield ..... E04H 17/16  
256/19  
2016/0201352 A1\* 7/2016 Mouchet ..... E04H 17/20  
256/24  
2019/0127987 A1\* 5/2019 Schneider ..... E04B 1/003

\* cited by examiner



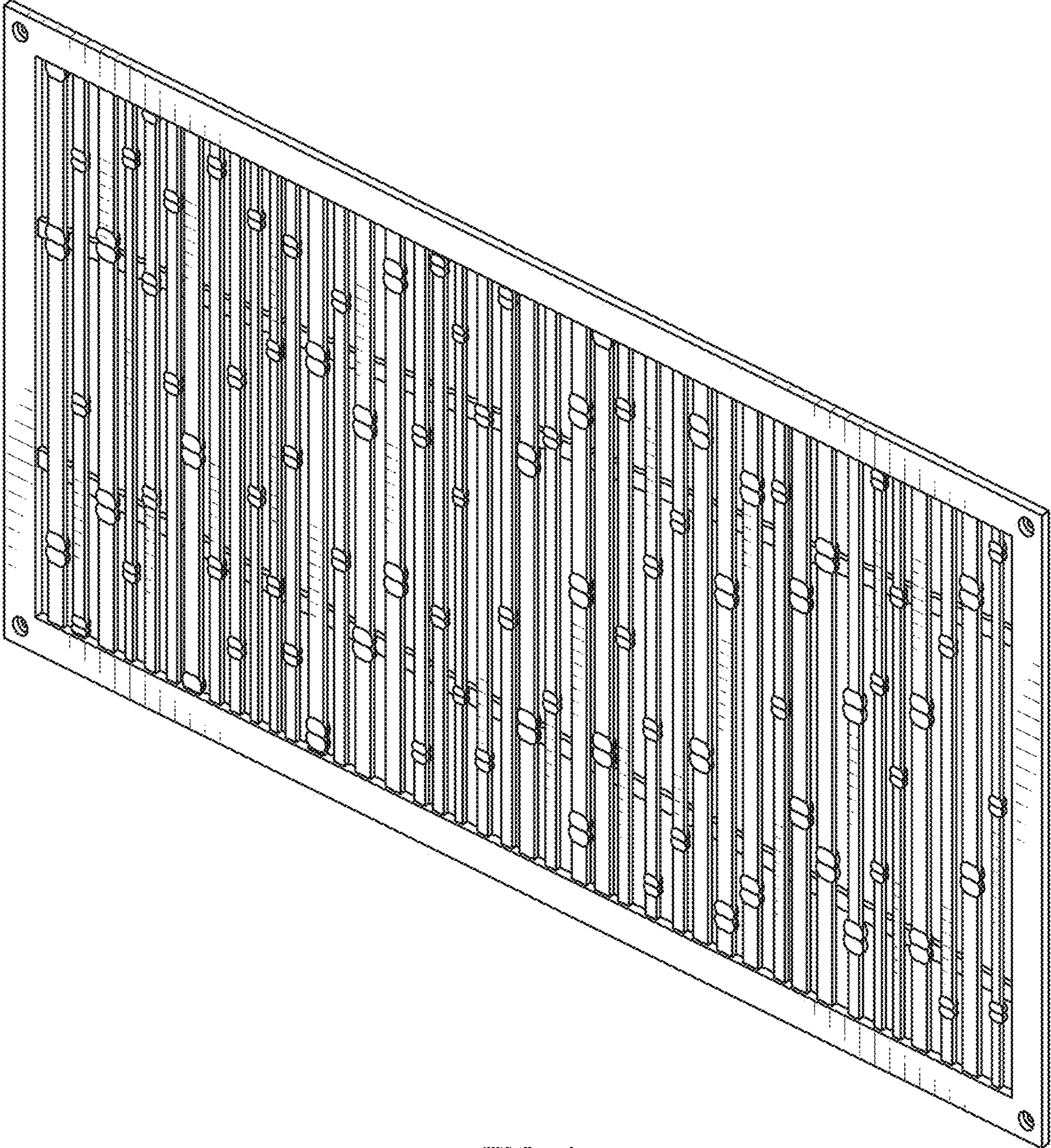


FIG. 1



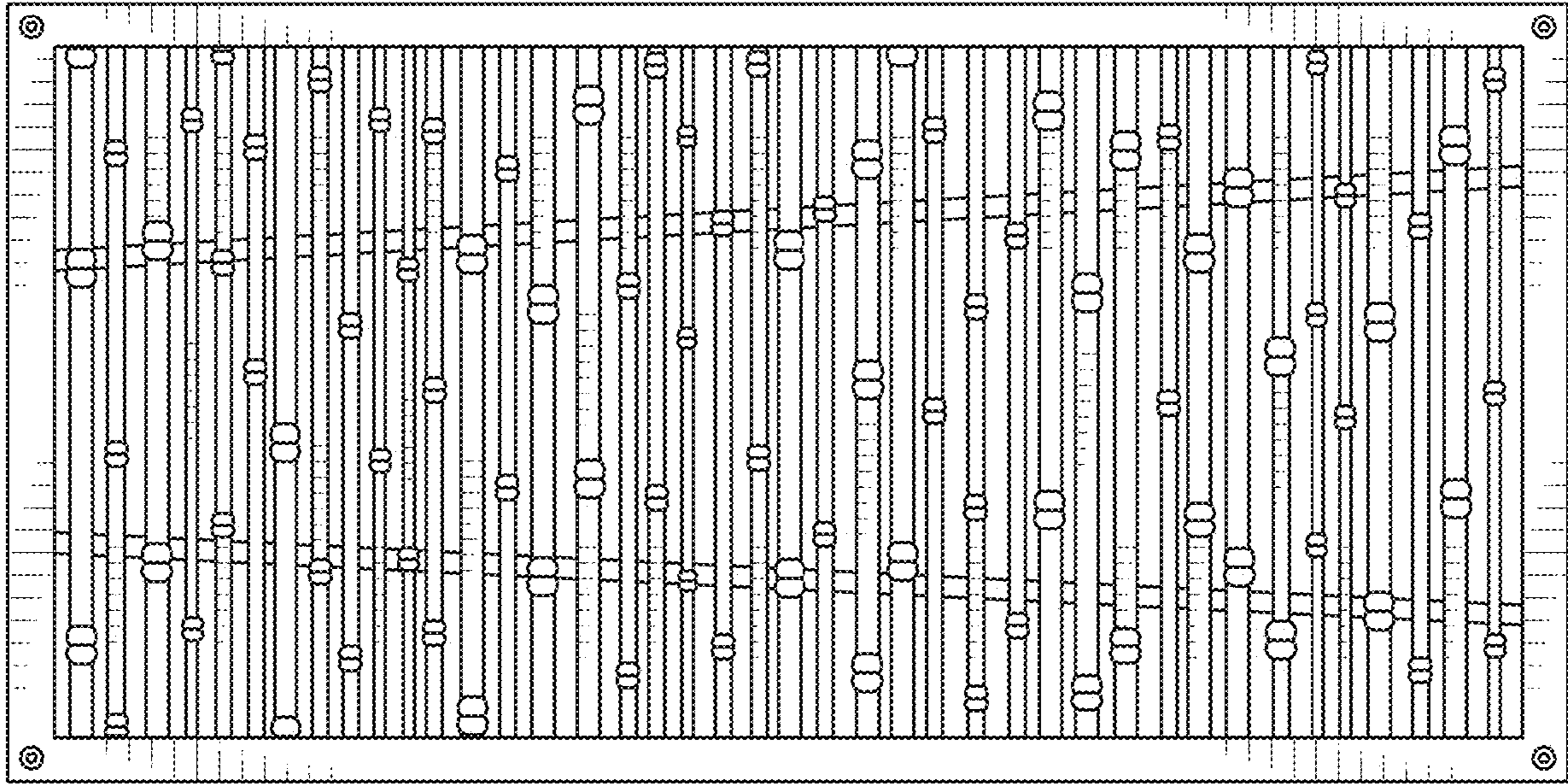


FIG. 2

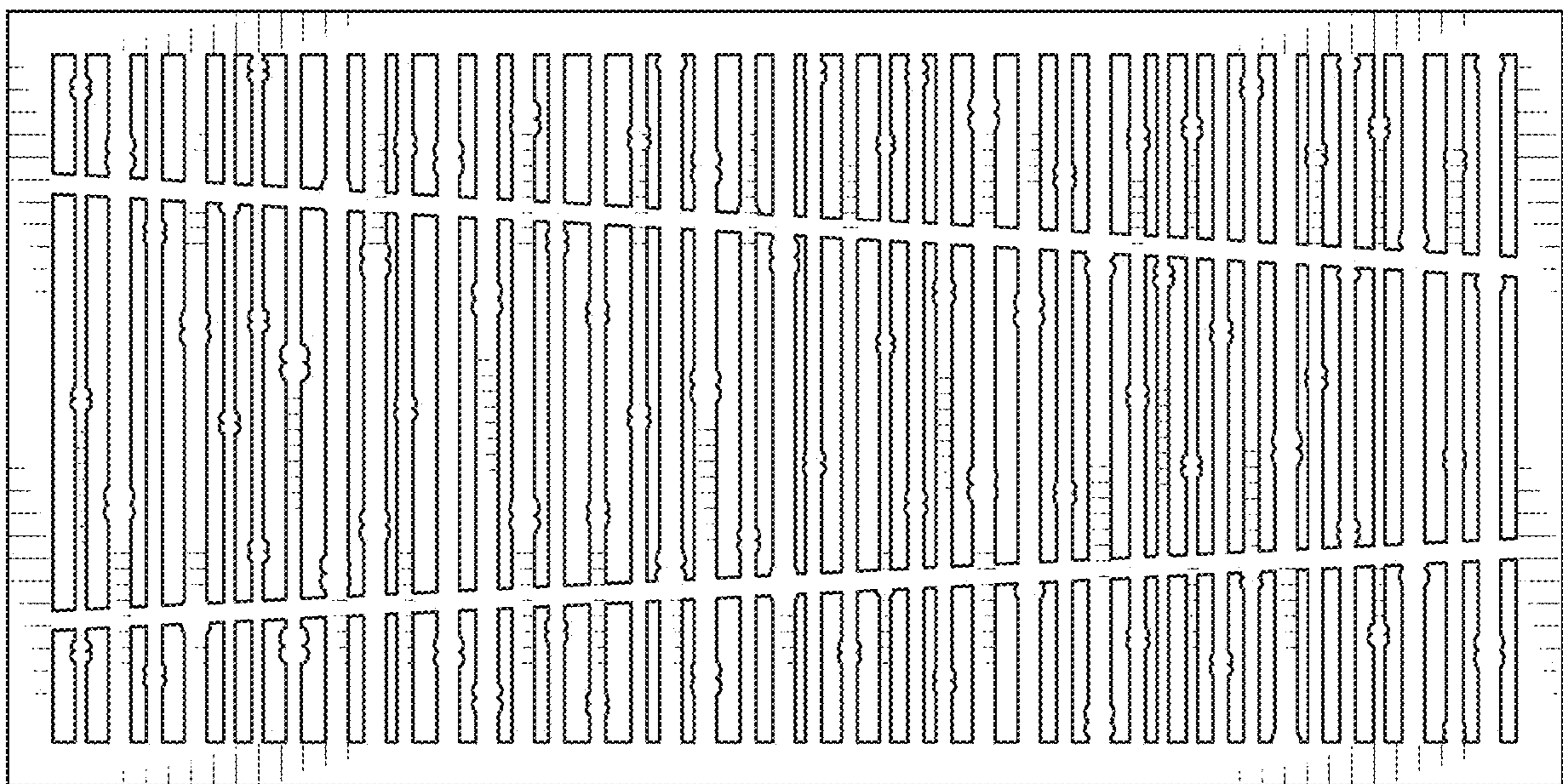


FIG. 3




FIG. 4



FIG. 5



**FIG. 6**



**FIG. 7**