



US00D889684S

(12) **United States Design Patent**
Johnson

(10) **Patent No.:** **US D889,684 S**

(45) **Date of Patent:** **** Jul. 7, 2020**

(54) **BLOOD STORAGE DEVICE**

(71) Applicant: **Boston Microfluidics, Inc.**, Boston, MA (US)

(72) Inventor: **Brandon T. Johnson**, Somerville, MA (US)

(73) Assignee: **Boston Microfluidics, Inc.**, Boston, MA (US)

(**) Term: **15 Years**

(21) Appl. No.: **29/649,223**

(22) Filed: **May 29, 2018**

(51) **LOC (12) Cl.** **24-02**

(52) **U.S. Cl.**
USPC **D24/225**

(58) **Field of Classification Search**
USPC D24/104, 112-114, 117-119, 127, 130, D24/133, 165, 167, 169, 186, 225; D3/318, 327; D8/356, 383, 394, 396; D9/499, 713

CPC G01N 27/3274; B01L 3/502753
See application file for complete search history.

(56) **References Cited**

U.S. PATENT DOCUMENTS

D328,136 S *	7/1992	Hayakawa	D24/225
D356,155 S *	3/1995	Caven	D24/165
D392,391 S *	3/1998	Douglas	D24/225
D438,310 S *	2/2001	Yamanishi	D24/216
D439,987 S *	4/2001	Yamanishi	D24/216
D456,083 S *	4/2002	Clark	D24/225
D456,910 S *	5/2002	Clark	D20/22
D477,670 S *	7/2003	Jurik	D24/225
D530,826 S *	10/2006	Rich	D24/225
D600,812 S *	9/2009	Lei	D24/169
D609,345 S *	2/2010	Edge	D24/165
D643,536 S *	8/2011	Vivenzio	D24/165

D683,045 S *	5/2013	Domack	D24/225
D775,738 S *	1/2017	Haukkala	D24/225
D796,846 S *	9/2017	Tang	D3/327
D821,606 S *	6/2018	Buschtez	D24/225
D824,517 S *	7/2018	Young	D24/146
D827,857 S *	9/2018	Buschtez	D24/225
D832,460 S *	10/2018	Tien	D25/68

OTHER PUBLICATIONS

CardioCheck PA Blood Testing Lipid Panel Kit. Online, published date unknown. Retrieved on Jul. 20, 2019 from URL: <https://www.walmart.com/ip/CardioCheck-PA-Blood-Testing-Lipid-Panel-Kit/53149557>.*

* cited by examiner

Primary Examiner — Susan Bennett Hattan

Assistant Examiner — Omeed Agilee

(74) *Attorney, Agent, or Firm* — David J. Thibodeau, Jr.; VLP Law Group LLP

(57) **CLAIM**

The ornamental design for a blood storage device, as shown and described.

DESCRIPTION

FIG. 1 is a top view of a blood storage device embodying the design.

FIG. 2 is a top view of an absorptive portion of the blood storage device with a substrate portion being removed from the figure.

FIG. 3 is a top view of the substrate portion of the blood storage device, with the absorptive portion being removed from the figure.

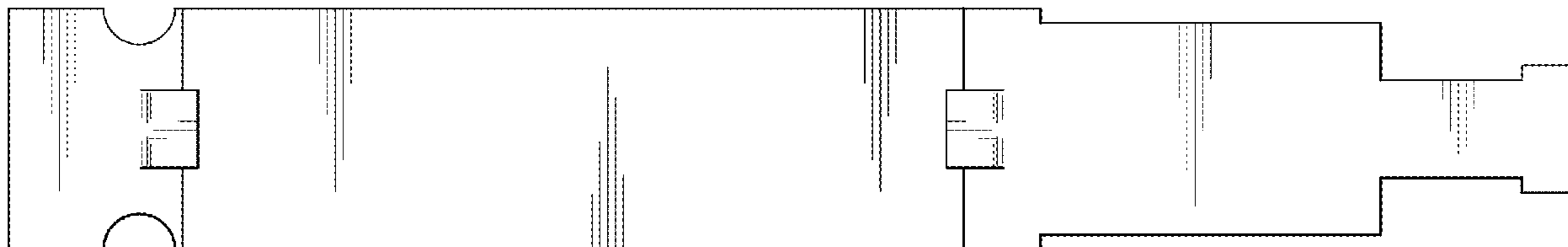
FIG. 4 is a side view of a blood storage device.

FIG. 5 is a bottom view of a blood storage device.

FIG. 6 is a left side view of a blood storage device; and,

FIG. 7 is a right side view of a blood storage device.

1 Claim, 2 Drawing Sheets






FIG. 1




FIG. 2




FIG. 3




FIG. 4




FIG. 5

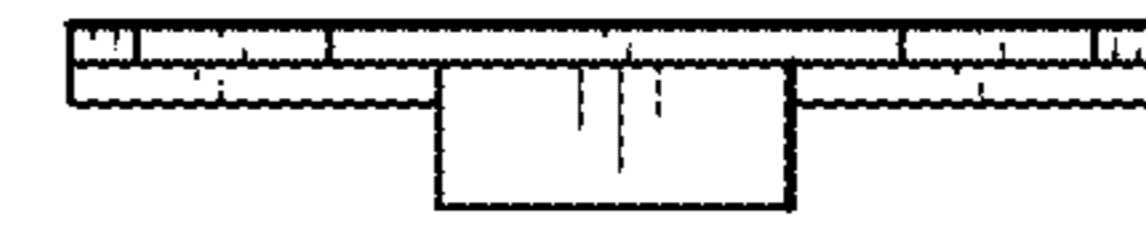


FIG. 6

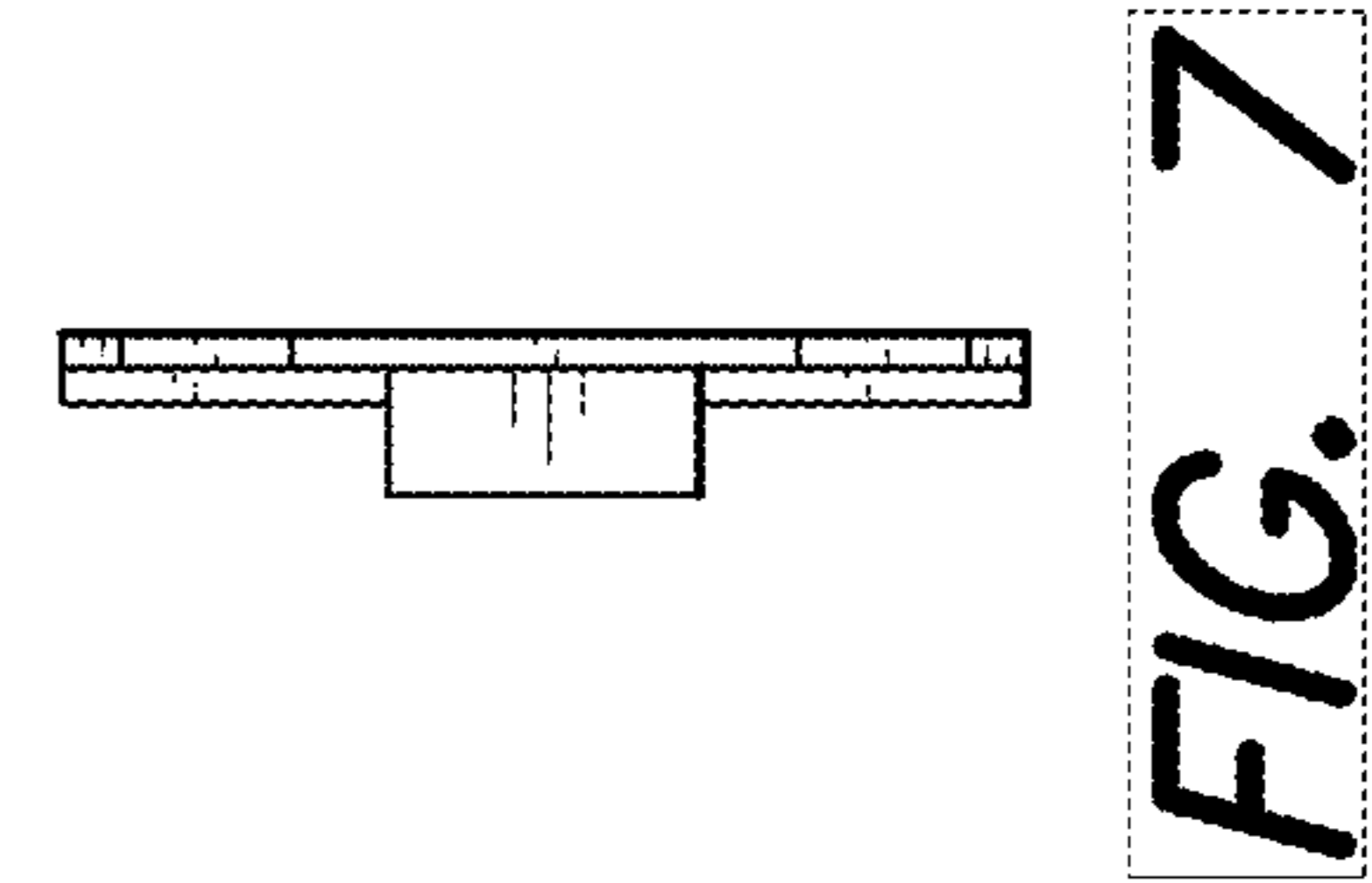


FIG. 7