



US00D889678S

(12) **United States Design Patent** (10) **Patent No.:** **US D889,678 S**
Lee (45) **Date of Patent:** **** Jul. 7, 2020**

(54) **ADULT TOY**

(71) Applicant: **Joo Rak Lee**, Busan (KR)

(72) Inventor: **Joo Rak Lee**, Busan (KR)

(**) Term: **15 Years**

(21) Appl. No.: **29/684,889**

(22) Filed: **Mar. 25, 2019**

(30) **Foreign Application Priority Data**

Dec. 7, 2018 (KR) 30-2018-0057790

(51) **LOC (12) Cl.** **28-03**

(52) **U.S. Cl.**
USPC **D24/215**

(58) **Field of Classification Search**
USPC 601/15, 18, 19, 46, 47, 48, 52, 99, 112,
601/113, 118, 125, 129, 134, 135, 137,
601/DIG. 12, DIG. 14, DIG. 15, DIG. 16,
601/DIG. 17; D24/133, 200, 211, 212,
D24/213, 214, 215; 600/38, 39, 40, 41
CPC A61H 19/30; A61H 19/34; A61H
2201/0153; A61H 2205/087; A61H 23/02;
A61H 7/00

See application file for complete search history.

(56) **References Cited**

U.S. PATENT DOCUMENTS

D603,523 S * 11/2009 Nan D24/215
D681,219 S * 4/2013 Chen D24/215
D681,220 S * 4/2013 Chen D24/215
D685,917 S * 7/2013 Chen D24/215
D685,918 S * 7/2013 Chen D24/215
D705,942 S * 5/2014 Hahr D24/215
D712,054 S * 8/2014 Tai A61H 19/40
D24/215
D723,179 S * 2/2015 Elliott D24/215
D739,546 S * 9/2015 Cheung D24/215

D739,547 S * 9/2015 Cheung D24/215
D739,548 S * 9/2015 Cheung D24/215
D743,570 S * 11/2015 Cheung D24/215
D795,446 S * 8/2017 Marshall D24/215
D796,055 S * 8/2017 Chen D24/215
D817,507 S * 5/2018 Cheung D24/215
D818,142 S * 5/2018 Cheung D24/215
D818,143 S * 5/2018 Cheung D24/215
D818,144 S * 5/2018 Cheung D24/215
D827,850 S * 9/2018 Pounders D24/215
D854,181 S * 7/2019 Wei D24/215
2011/0105837 A1* 5/2011 Lee A61H 19/34
600/38
2012/0215141 A1* 8/2012 Peddicord A61N 1/0524
601/46
2016/0051438 A1* 2/2016 Hahr A61H 19/34
601/72
2016/0120737 A1* 5/2016 Sedic A61H 23/0263
601/46
2016/0184178 A1* 6/2016 Hahr A61H 23/02
600/38

* cited by examiner

Primary Examiner — Cynthia Ramirez
Assistant Examiner — Michael A Maharajh
(74) *Attorney, Agent, or Firm* — Novick, Kim & Lee,
PLLC; Jae Youn Kim; Hyun Woo Shin

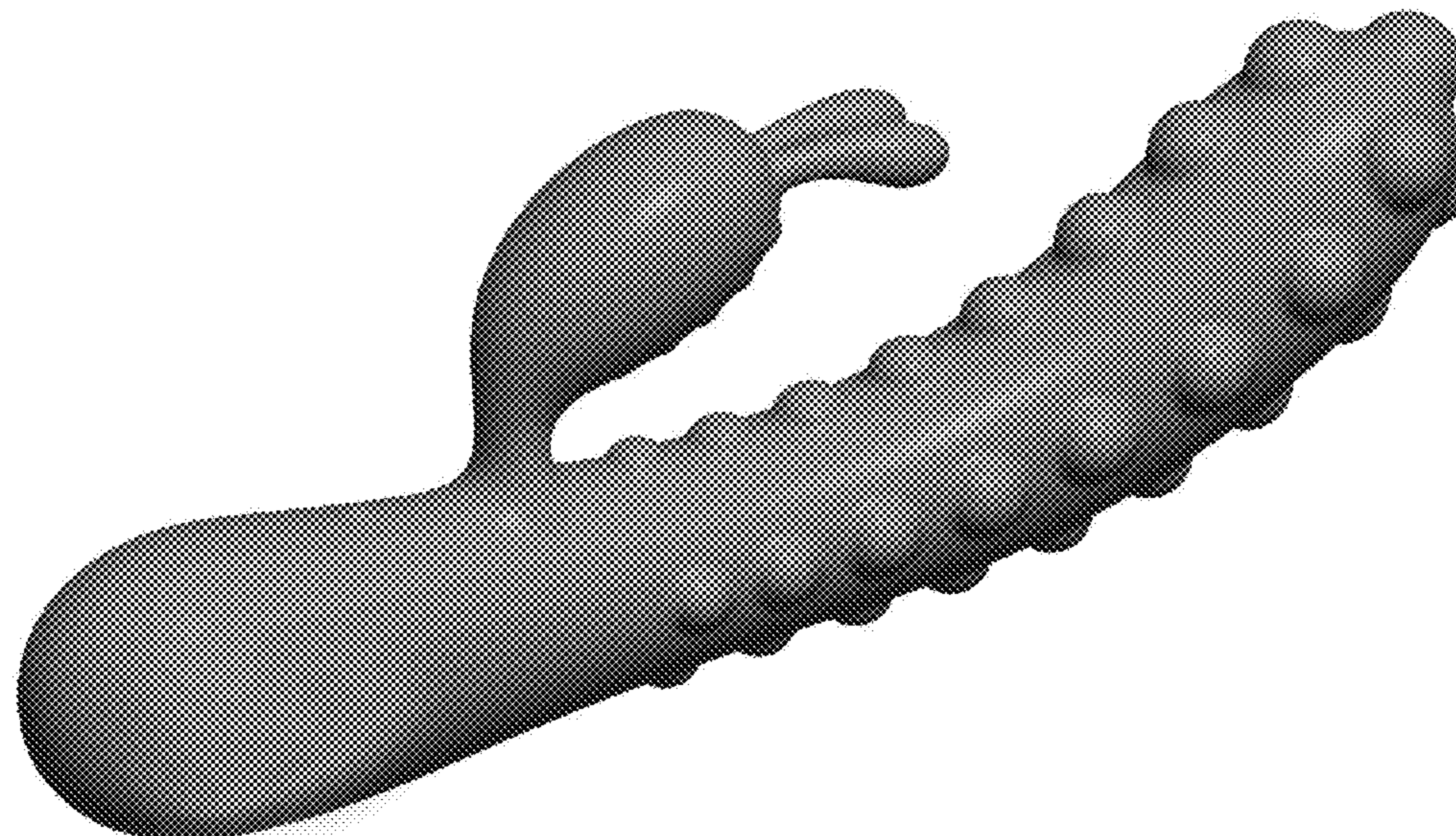
(57) **CLAIM**

I claim, the ornamental design for an adult toy, as shown and described.

DESCRIPTION

FIG. 1 a perspective view of an adult toy showing my new design;
FIG. 2 is a front elevational view thereof;
FIG. 3 is a rear elevational view thereof;
FIG. 4 is a left side elevational view thereof;
FIG. 5 is a right side elevational view thereof;
FIG. 6 is a top plan view thereof; and,
FIG. 7 is a bottom plan view thereof.

1 Claim, 5 Drawing Sheets



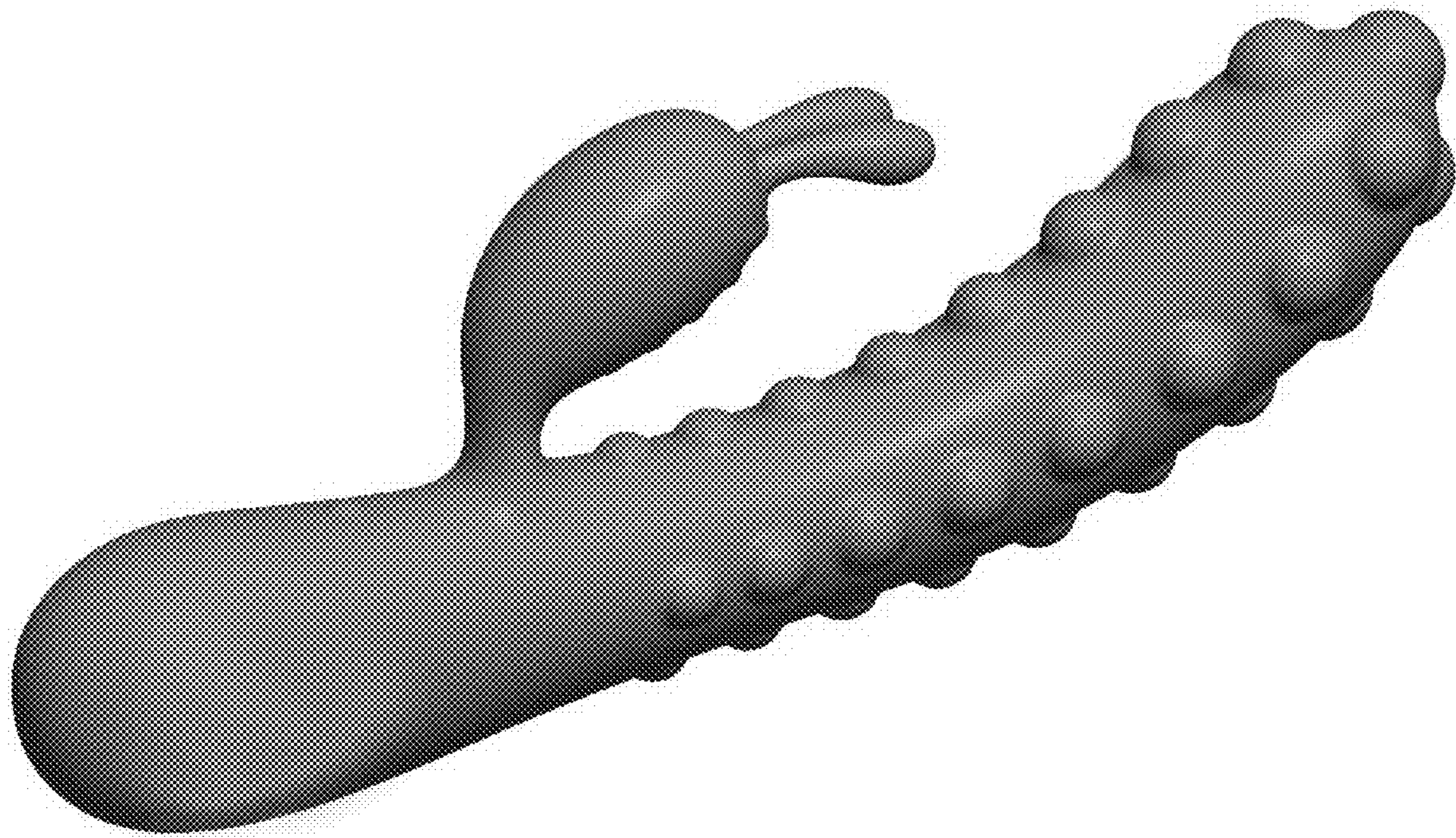


FIG. 1




FIG. 2




FIG. 3




FIG. 4




FIG. 5




FIG. 6




FIG. 7