



US00D889662S

(12) **United States Design Patent**  
**Hubelbank**

(10) **Patent No.:** **US D889,662 S**

(45) **Date of Patent:** **\*\* Jul. 7, 2020**

(54) **CONNECTED ELECTRODE PATCH**

(71) Applicant: **NorthEast Monitoring, Inc.**, Maynard, MA (US)

(72) Inventor: **Mark Hubelbank**, Sudbury, MA (US)

(73) Assignee: **NorthEast Monitoring, Inc.**, Maynard, MA (US)

(\*\*) Term: **15 Years**

(21) Appl. No.: **29/683,799**

(22) Filed: **Mar. 15, 2019**

(51) **LOC (12) Cl.** ..... **24-01**

(52) **U.S. Cl.**  
USPC ..... **D24/168; D24/187**

(58) **Field of Classification Search**  
USPC ..... D24/107, 164–168, 186, 187, 200;  
D10/75; D13/120, 121, 147, 149, 153  
CPC ..... A61N 1/04; A61N 1/0404; A61N 1/0476;  
A61N 1/048; A61N 1/0484; A61N  
1/0488; A61N 1/0492; A61N 1/0456;  
A61N 1/36014; A61N 1/22; A61N 1/0536  
See application file for complete search history.

(56) **References Cited**

**U.S. PATENT DOCUMENTS**

4,029,086 A \* 6/1977 Corasanti ..... A61B 5/0408  
600/391  
D475,138 S \* 5/2003 Baura ..... D24/187

D536,673 S \* 2/2007 Silber ..... D24/187  
D558,352 S \* 12/2007 Sanfilippo ..... D24/187  
D625,823 S \* 10/2010 Schneider ..... D24/187  
D717,960 S \* 11/2014 Einck ..... D24/187  
D730,761 S \* 6/2015 Spaeth ..... D24/186  
D778,451 S \* 2/2017 Takizawa ..... D24/187  
D851,260 S \* 6/2019 Cryan ..... D24/187  
D857,205 S \* 8/2019 Lemons ..... D24/168  
2017/0007822 A1 \* 1/2017 Yu ..... A61N 1/0488  
2017/0135595 A1 \* 5/2017 Baek ..... A61B 5/6823

\* cited by examiner

*Primary Examiner* — Anhdao Doan

(74) *Attorney, Agent, or Firm* — Clocktower Law; Erik J. Heels; Michael A. Bartley

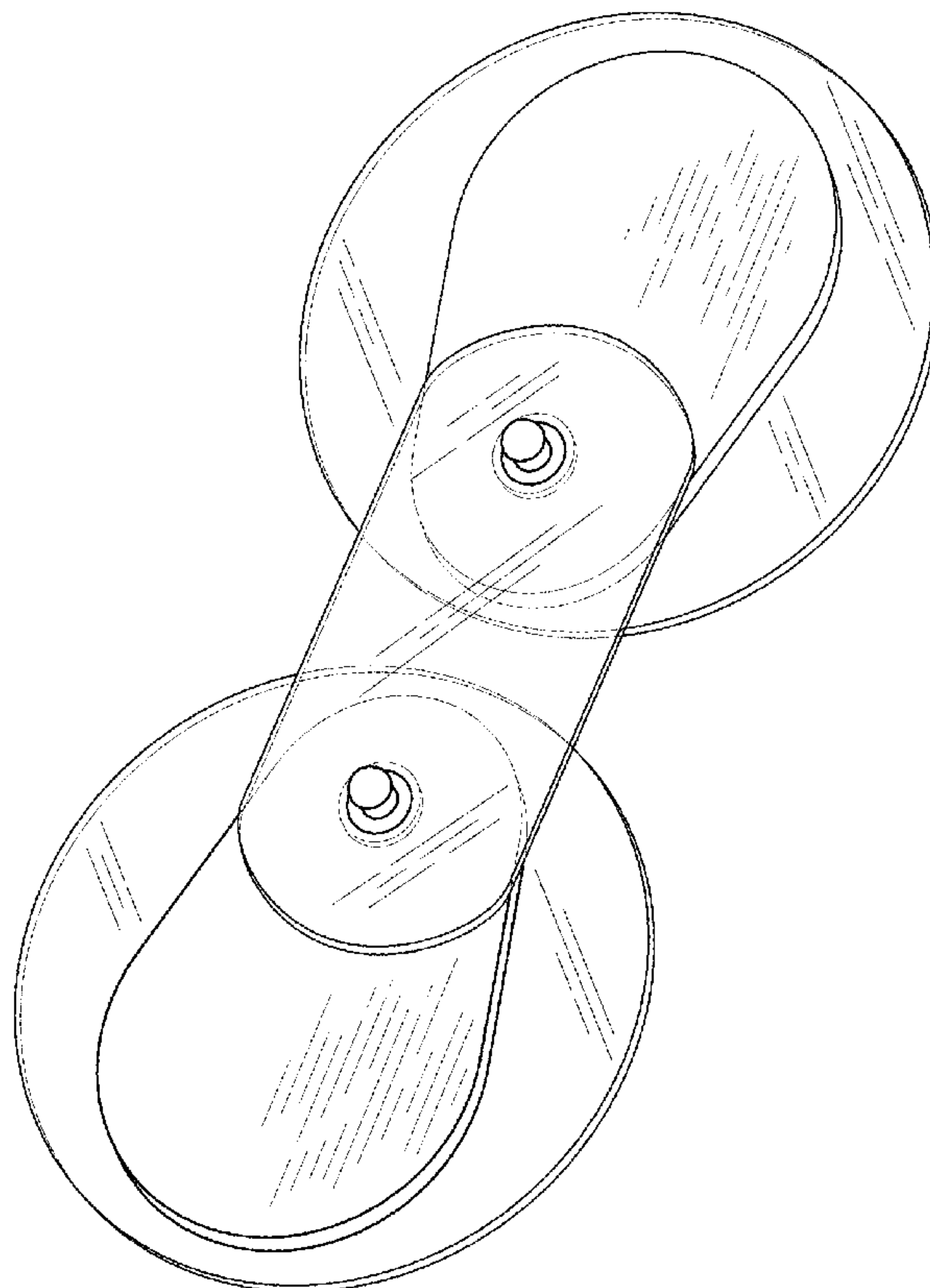
(57) **CLAIM**

The ornamental design for a connected electrode patch, as shown and described.

**DESCRIPTION**

FIG. 1 is a top perspective view of a connected electrode patch;  
FIG. 2 is a bottom perspective view thereof;  
FIG. 3 is an top view thereof;  
FIG. 4 is a bottom view thereof;  
FIG. 5 is a side view thereof, the opposite side view being the same; and,  
FIG. 6 is a front view thereof, the rear view being the same.

**1 Claim, 5 Drawing Sheets**



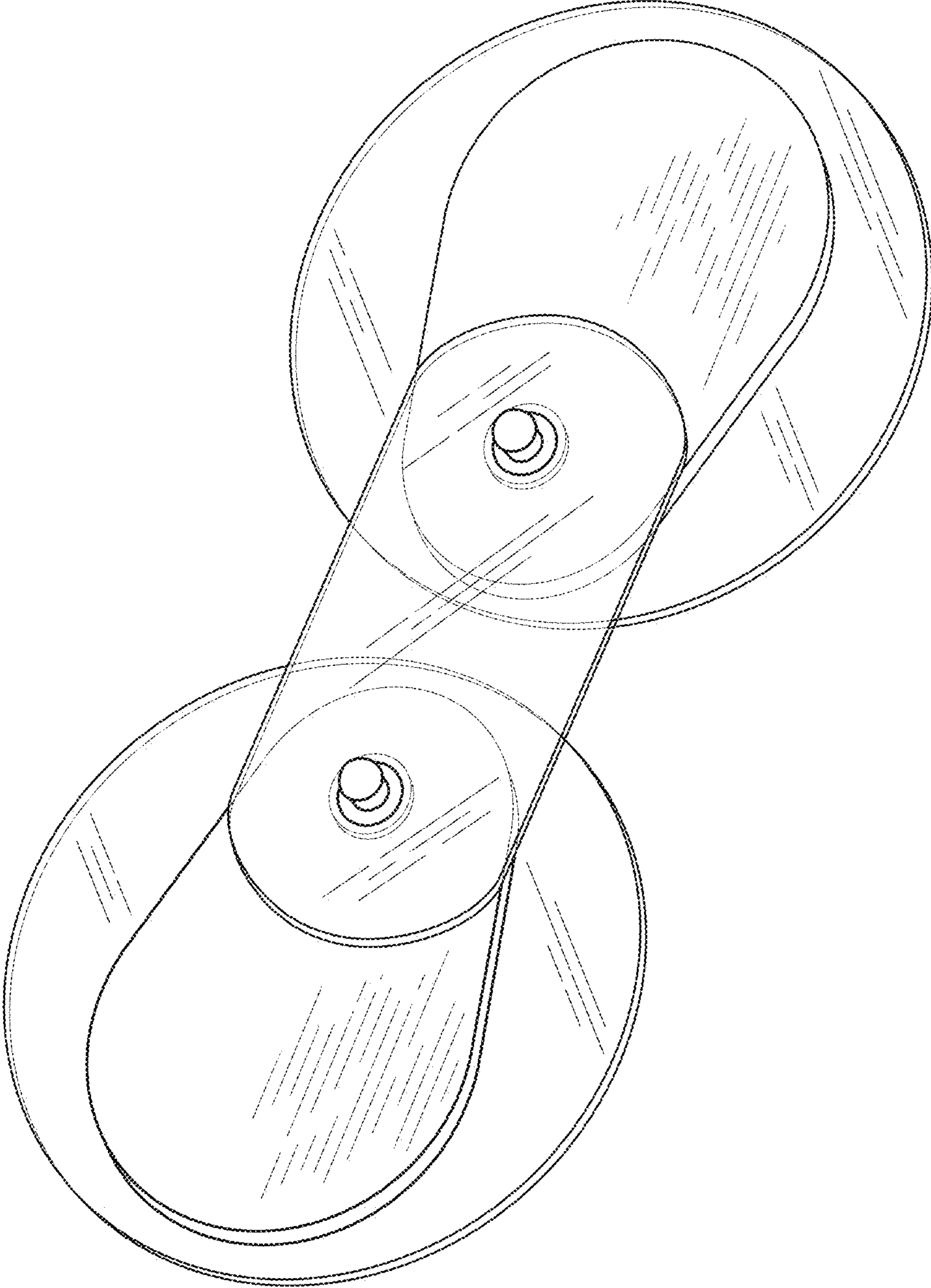


FIG. 1

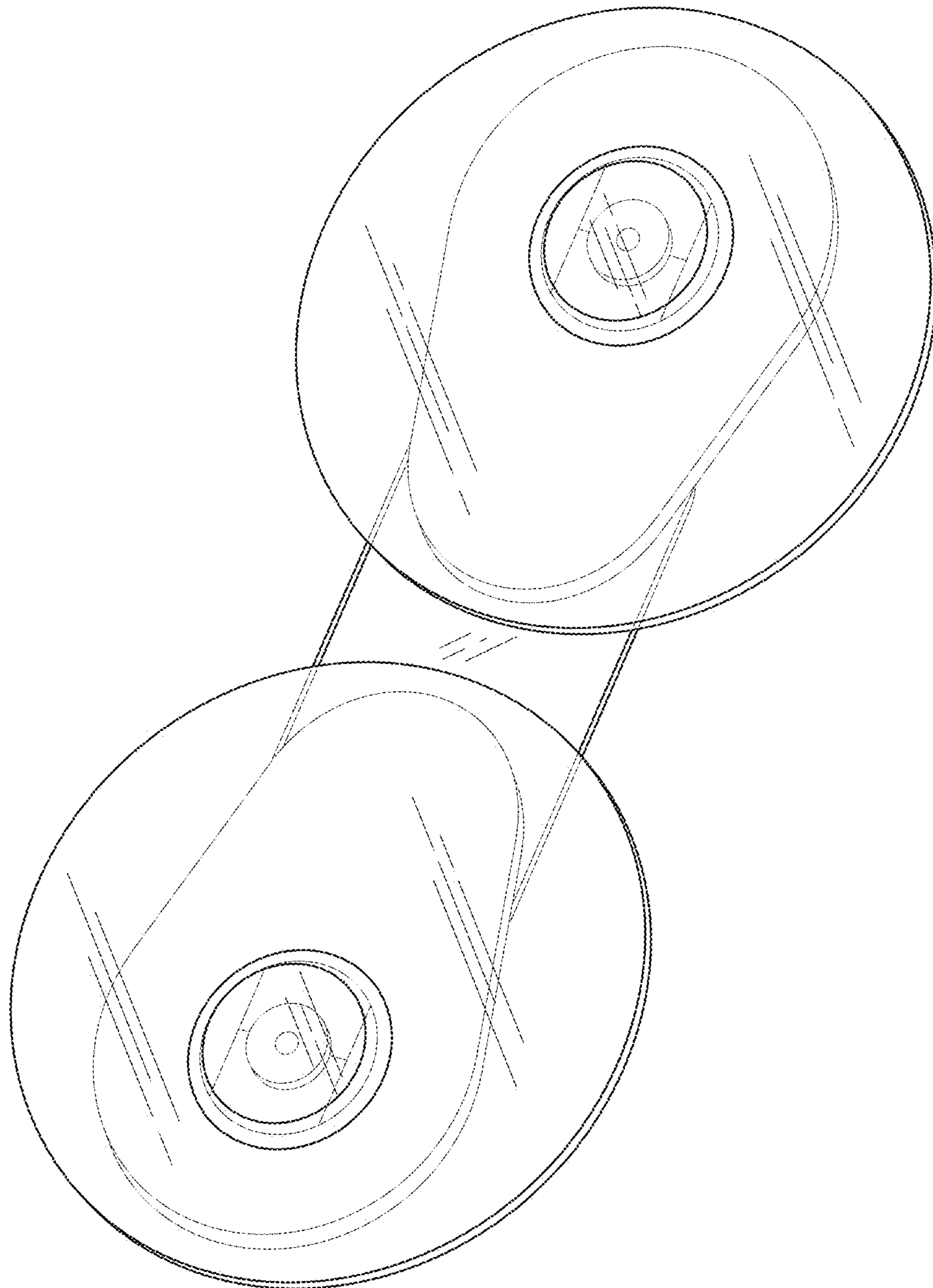


FIG. 2

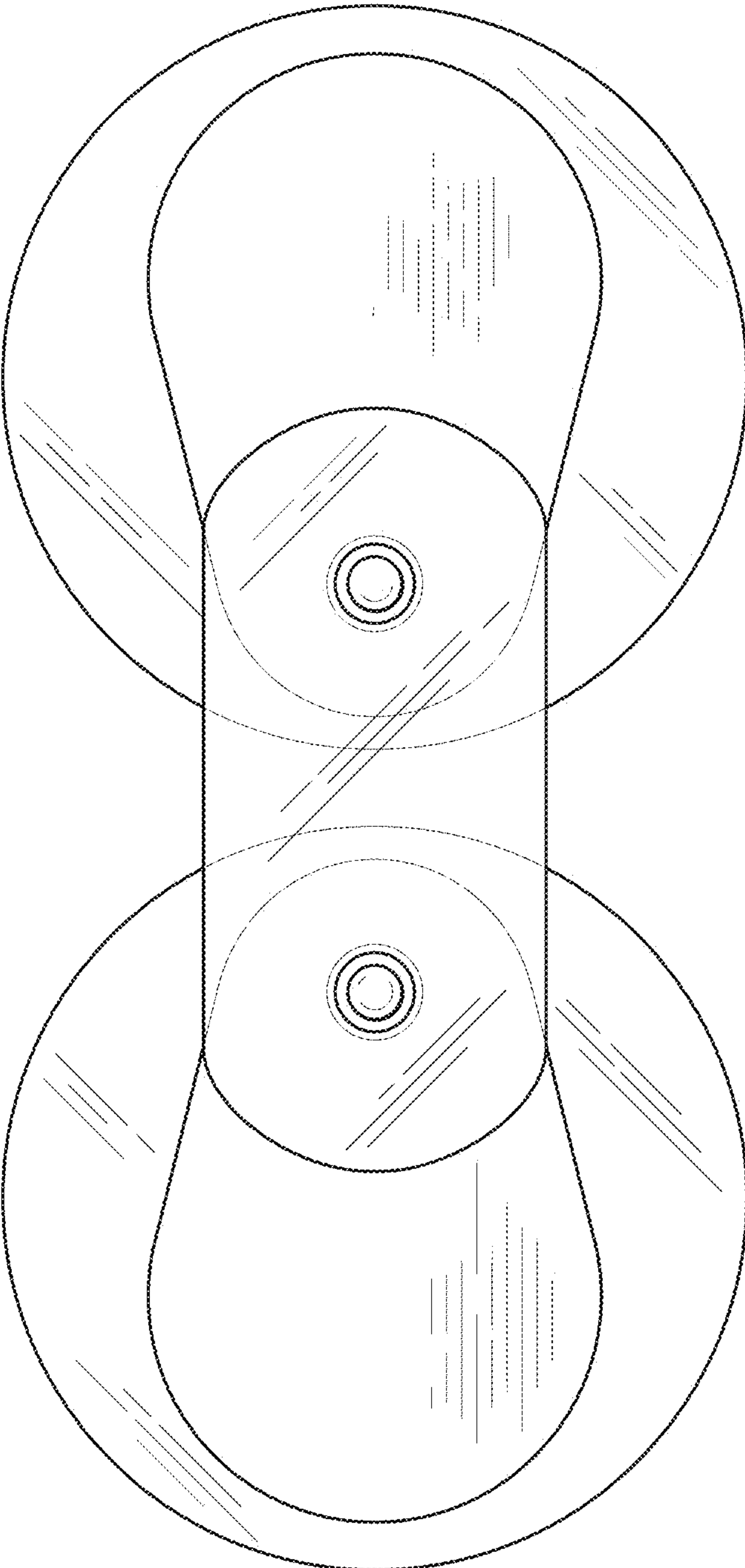


FIG. 3



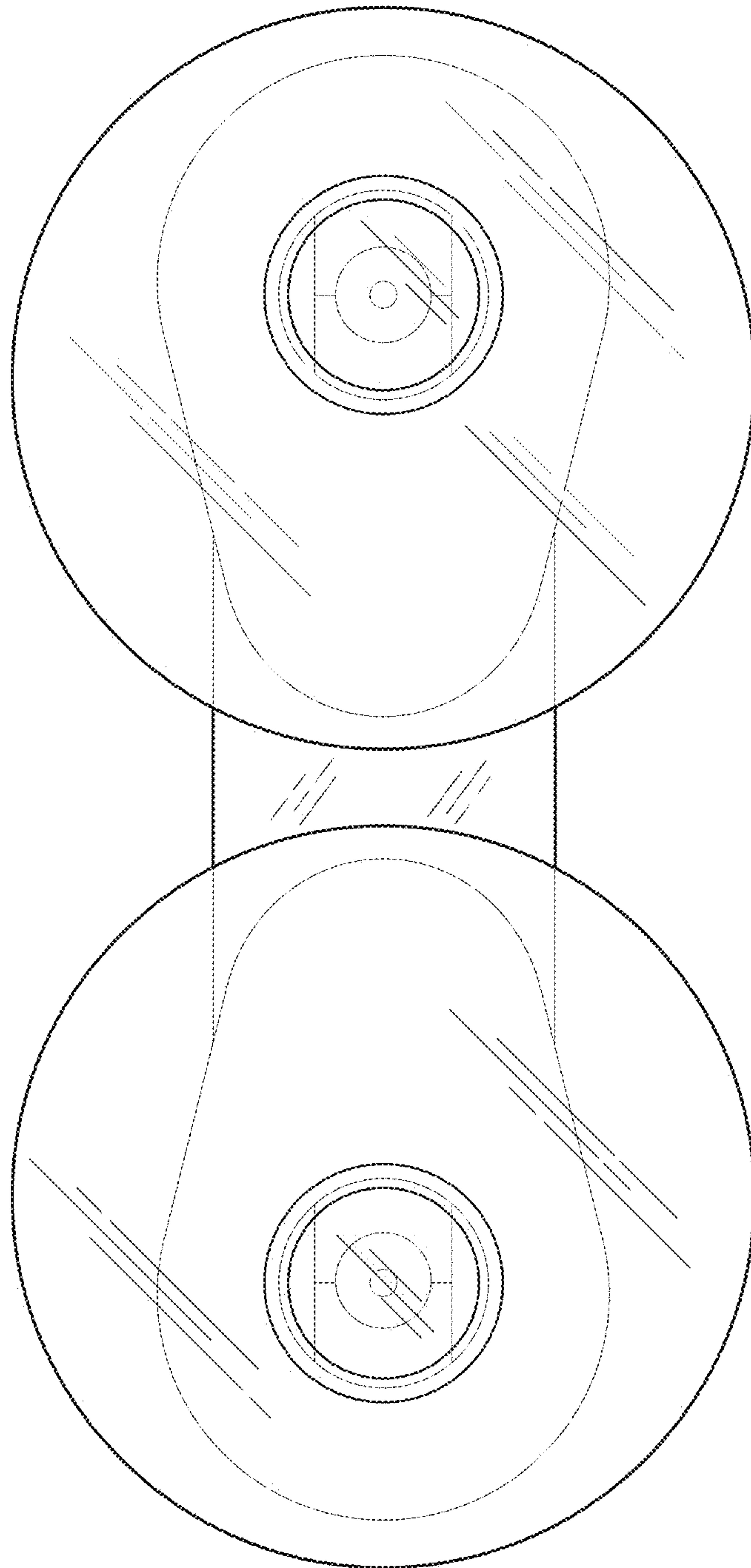


FIG. 4

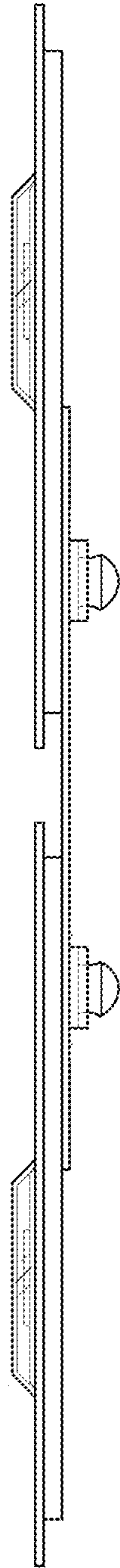


FIG. 5

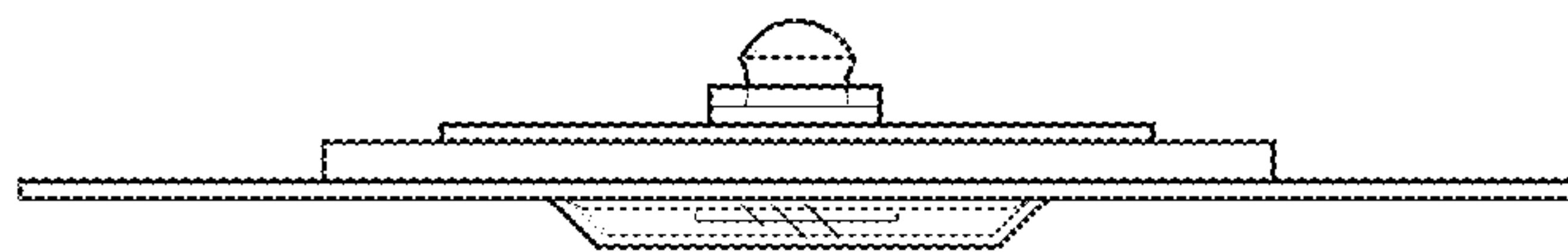


FIG. 6