



US00D889646S

(12) **United States Design Patent** (10) **Patent No.:** **US D889,646 S**
Bauer (45) **Date of Patent:** **** Jul. 7, 2020**

(54) **FOLDING TICK REMOVAL TOOL**

D791,945 S * 7/2017 Farnsworth D24/143
D796,039 S * 8/2017 McMillan D24/133
D814,027 S * 3/2018 Ienna D24/133

(71) Applicant: **eTradewinds Inc.**, Marengo, IL (US)

* cited by examiner

(72) Inventor: **Deborah L. Bauer**, Marengo, IL (US)

Primary Examiner — Wan Laymon

(73) Assignee: **eTradewinds Inc.**, Marengo, IL (US)

Assistant Examiner — Mark Booker

(**) Term: **15 Years**

(74) *Attorney, Agent, or Firm* — Dunlap Bennett & Ludwig PLLC; Brendan E. Squire

(21) Appl. No.: **29/664,426**

(57) **CLAIM**

(22) Filed: **Sep. 25, 2018**

The ornamental design for a folding tick removal tool, as shown and described.

(51) **LOC (12) Cl.** **24-02**

(52) **U.S. Cl.**

USPC **D24/133**

DESCRIPTION

(58) **Field of Classification Search**

USPC D24/133, 119, 143, 145–147, 216;
D8/14, 16, 51, 89; D28/55; 206/363,
206/364, 570, 571; 294/99.1, 99.2;
422/61; 600/570, 572; 606/205,
606/210–211

CPC ... A61B 17/50; A61B 2017/505; A61B 17/29;
A61B 17/92; A01M 3/00; A45D 26/0076;
A45D 26/0071; A45D 26/0066; Y10T
29/53813; Y10T 29/53943; B25C 11/02

See application file for complete search history.

FIG. 1 is a front perspective view of the folding tick removal tool showing my new design;
FIG. 2 is a rear perspective view thereof;
FIG. 3 is a front elevation view thereof;
FIG. 4 is a rear elevation view thereof;
FIG. 5 is a left side elevation view thereof, the right side elevation view being a mirror image thereof;
FIG. 6 is a top plan view thereof;
FIG. 7 is a bottom plan view thereof; and,
FIG. 8 is a left side elevation view of the folding tick removal tool in an unfolded in use orientation.

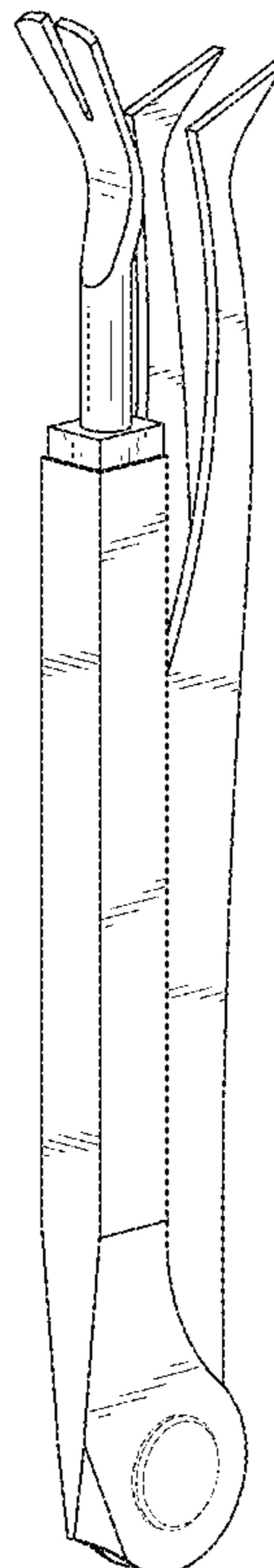
The broken lines shown in the figures represent portions of the folding tick removal tool that form no part of the claimed design.

(56) **References Cited**

U.S. PATENT DOCUMENTS

D485,359 S * 1/2004 McMichael D24/133
D716,498 S * 10/2014 Wolff D24/143

1 Claim, 4 Drawing Sheets



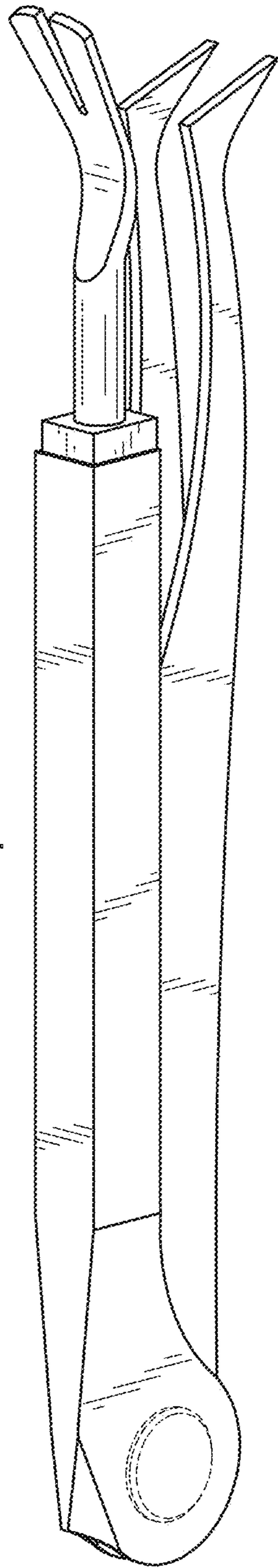


FIG. 1

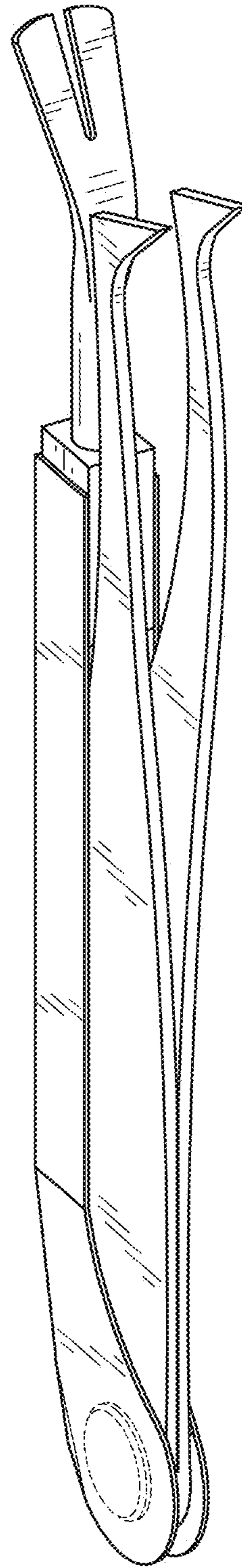


FIG. 2

FIG. 3




FIG. 4

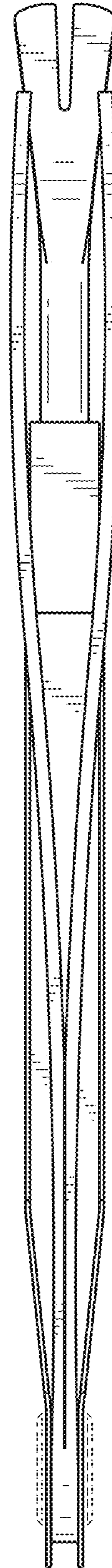


FIG. 5

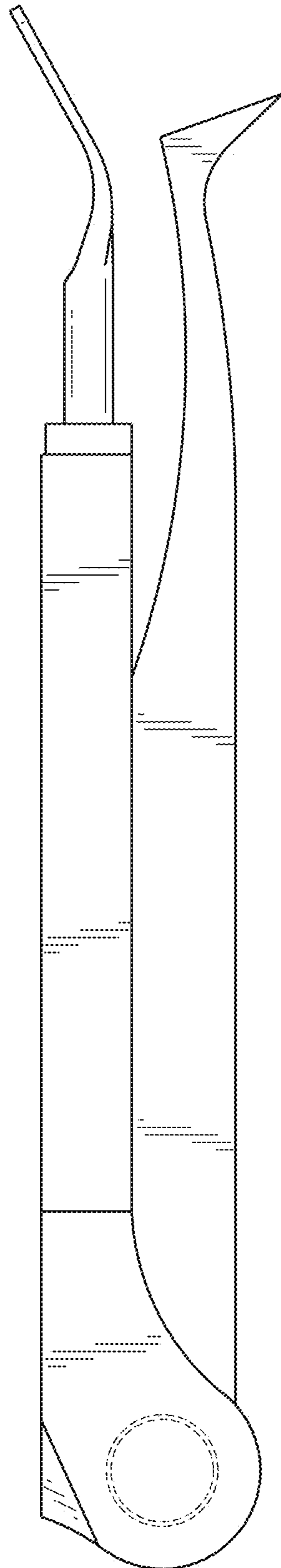


FIG. 6

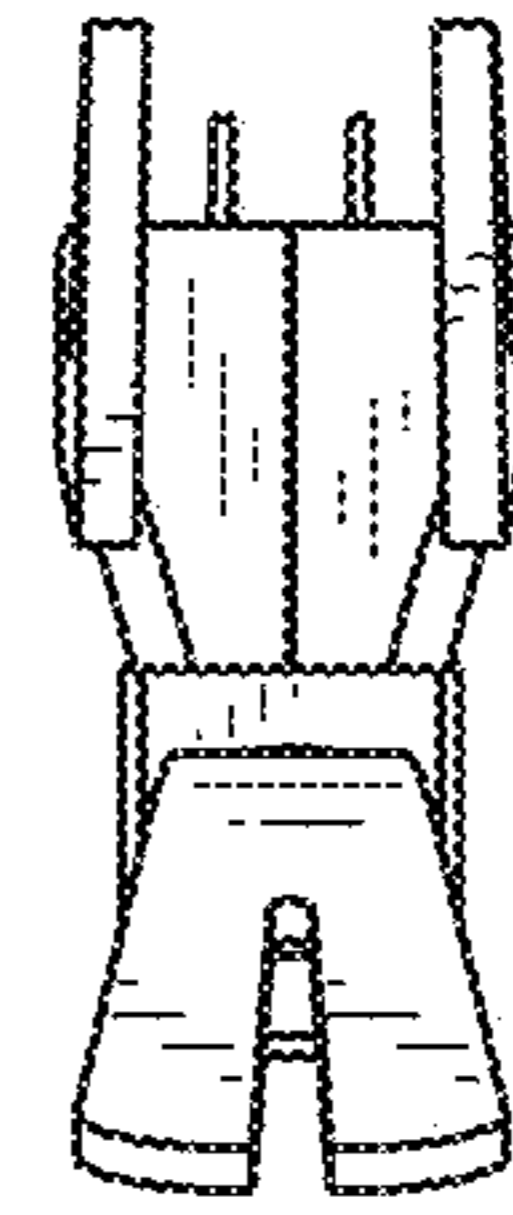


FIG. 7

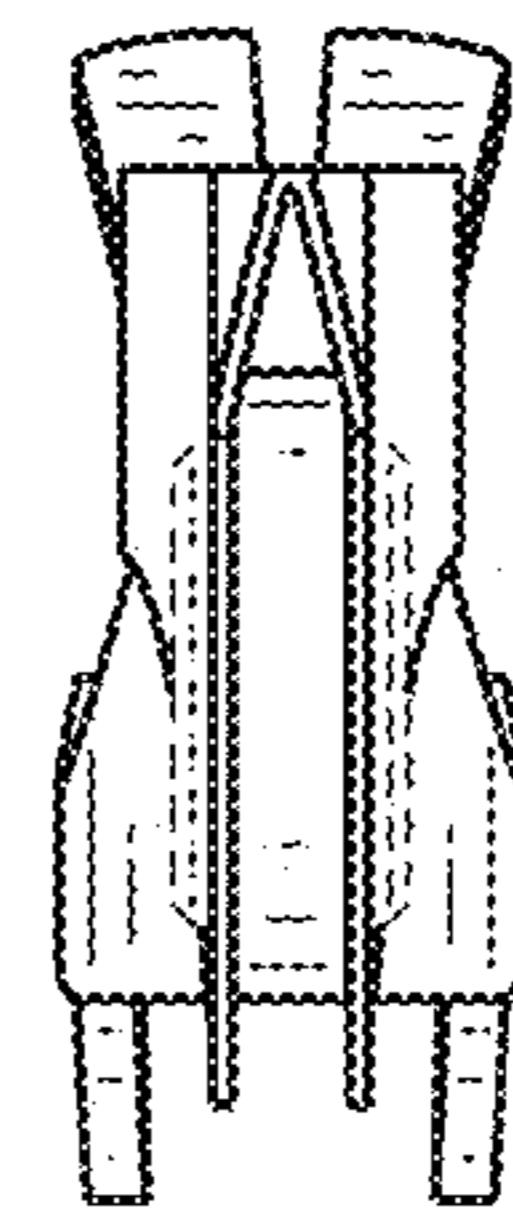


FIG. 8

