



US00D889614S

(12) **United States Design Patent** (10) **Patent No.:** **US D889,614 S**
Molina et al. (45) **Date of Patent:** **** Jul. 7, 2020**

- (54) **SHOWER DOOR WITH PANEL**
- (71) Applicant: **Bath Authority LLC**, Warminster, PA (US)
- (72) Inventors: **Israel Molina**, Philadelphia, PA (US); **Adan Rodriguez Morales**, Philadelphia, PA (US); **Valery Shtraks**, Feasterville, PA (US)
- (73) Assignee: **BATH AUTHORITY LLC**, Warminster, PA (US)
- (**) Term: **15 Years**
- (21) Appl. No.: **29/637,524**
- (22) Filed: **Feb. 20, 2018**
- (51) **LOC (12) Cl.** **23-02**
- (52) **U.S. Cl.**
USPC **D23/305**
- (58) **Field of Classification Search**
USPC D23/283, 303, 304, 305, 306, 499; D25/48.1, 103, 48.3, 58, 138, 199, D25/104-111, 140, 152, 163; D14/440; D5/1-3, 19, 39, 47, 54-59
CPC E05Y 2900/114; E05Y 2900/132; E05D 15/0621; E05D 15/063; E05D 15/0686; E05D 15/0691; E05D 15/0652; A47K 3/34; A47K 3/28
See application file for complete search history.

(56) **References Cited**

U.S. PATENT DOCUMENTS

D51,320 S *	10/1917	Nathan	D5/56
D117,997 S *	12/1939	Kaplan	D5/47
D240,229 S *	6/1976	Mendenhall	D23/305
D286,173 S *	10/1986	Baus	D23/305
D360,026 S *	7/1995	Wise	D23/305
D475,222 S *	6/2003	Brandon	D25/103
D531,326 S *	10/2006	Folliard	D25/163

D590,957 S *	4/2009	Frei	D25/103
D625,790 S *	10/2010	Paulick	D23/305
D640,063 S *	6/2011	Aipa	D5/29
D711,018 S *	8/2014	Griffith	D25/113
D777,352 S *	1/2017	Dengying	D25/140
D813,480 S *	3/2018	Burazin	D32/40
D820,998 S *	6/2018	Darrow	D25/111
2003/0113485 A1 *	6/2003	Schober	B32B 3/08 428/13

* cited by examiner

Primary Examiner — Sheryl Lane

Assistant Examiner — Samantha N Wood

(74) *Attorney, Agent, or Firm* — Fox Rothschild LLP

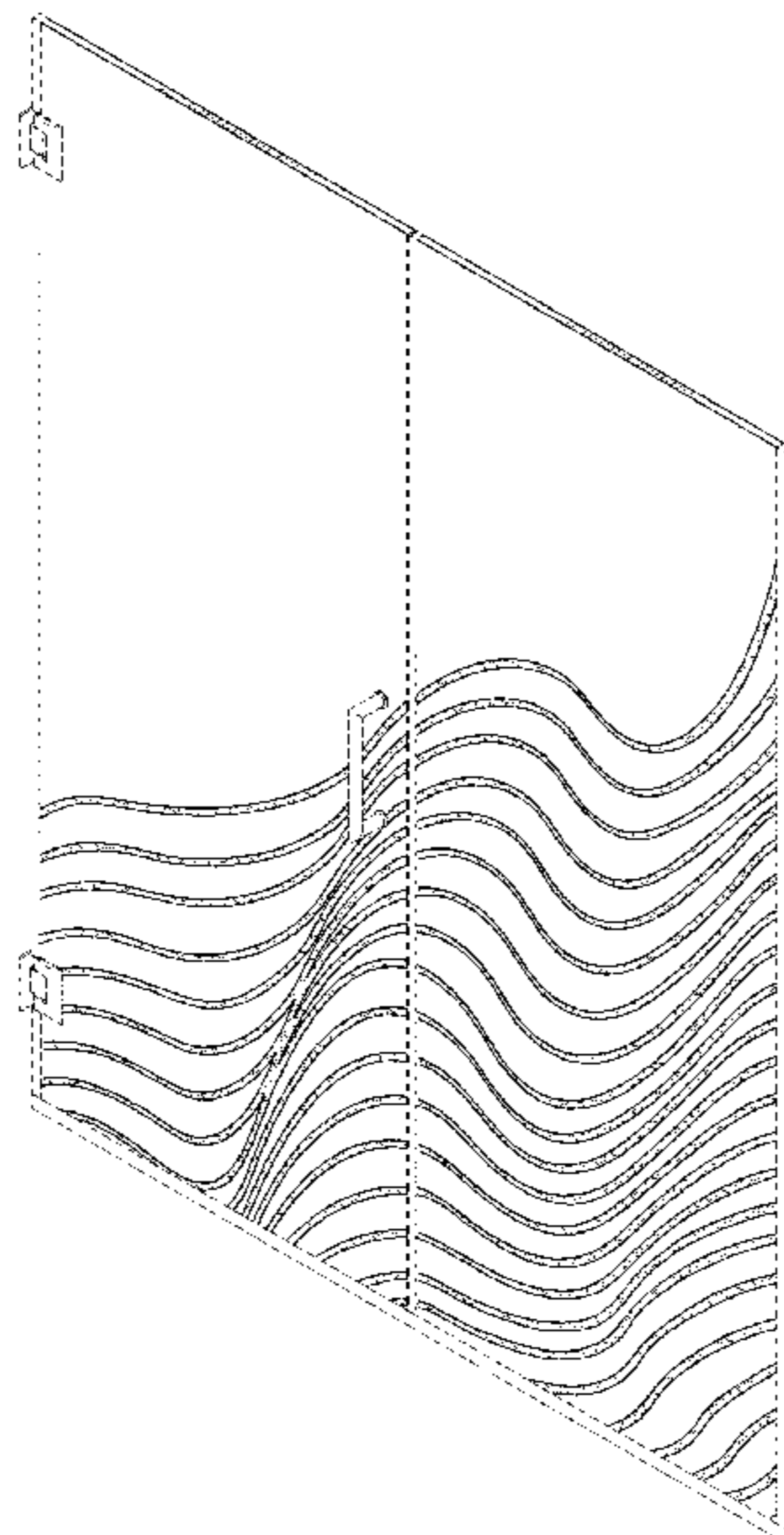
(57) **CLAIM**

The ornamental design for a shower door with panel, as shown and described.

DESCRIPTION

FIG. 1 is a perspective view of a first embodiment of a shower door with panel showing our new design; FIG. 2 is a front elevation view thereof; FIG. 3 is a rear elevation view thereof; FIG. 4 is a left-side elevation view thereof; FIG. 5 is a right-side elevation view thereof; FIG. 6 is a top plan view thereof; FIG. 7 is a bottom plan view thereof; FIG. 8 is a perspective view of a second embodiment of the shower door with panel showing our new design; FIG. 9 is a front elevation view thereof; FIG. 10 is a rear elevation view thereof; FIG. 11 is a left-side elevation view thereof; FIG. 12 is a right-side elevation view thereof; FIG. 13 is a top plan view thereof; and, FIG. 14 is a bottom plan view thereof. In the drawings, the broken lines shown indicate portions of the article not claimed and form no part of the claimed design.

1 Claim, 10 Drawing Sheets



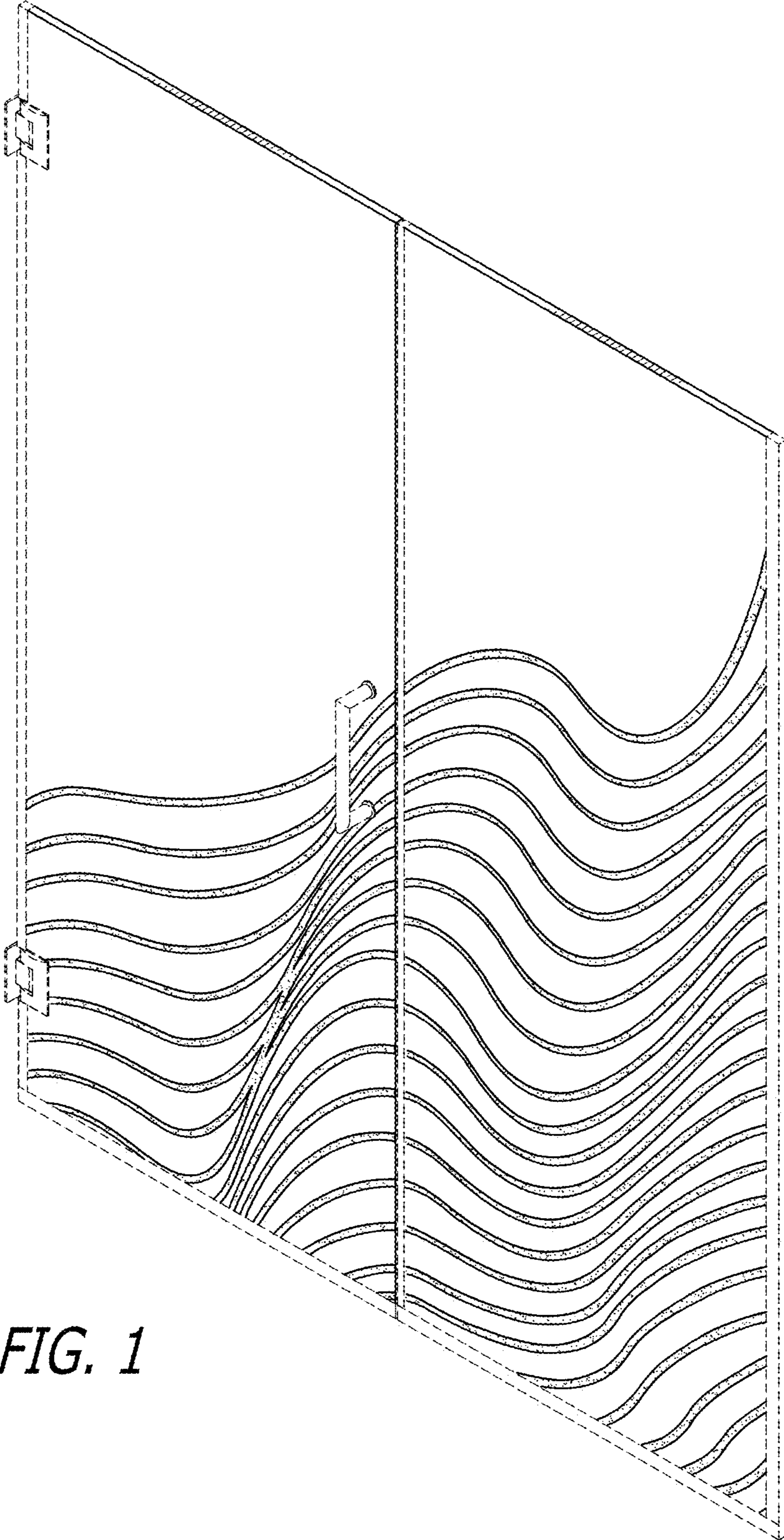


FIG. 1

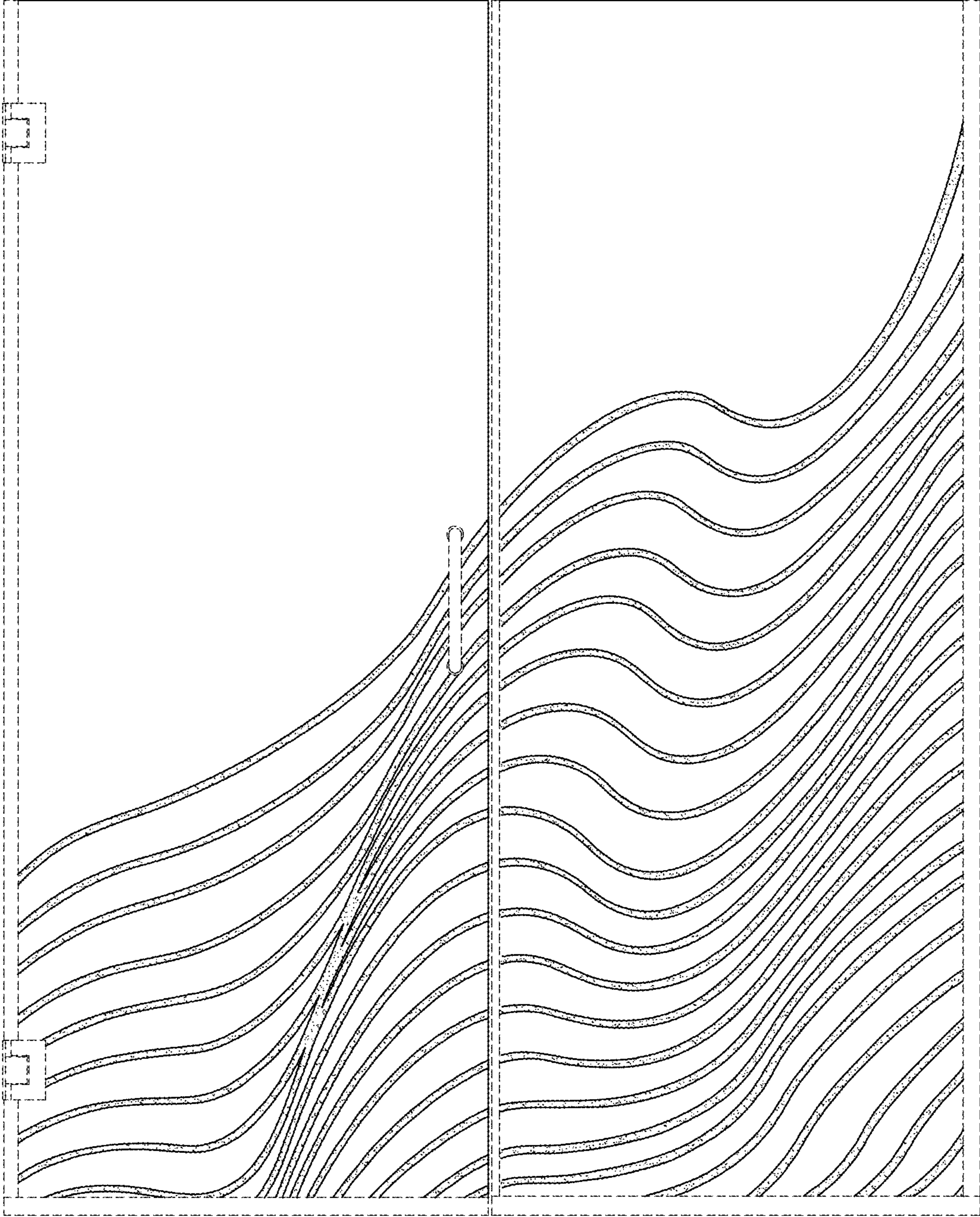


FIG. 2




FIG. 3




FIG. 4




FIG. 5

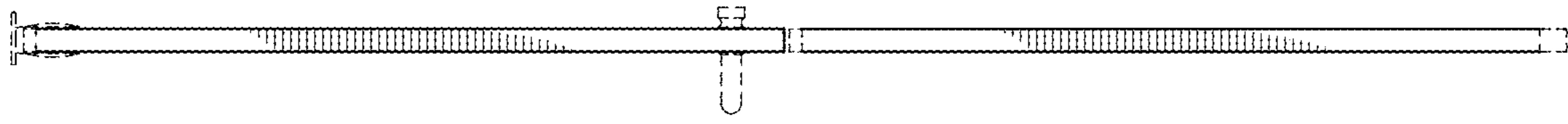


FIG. 6

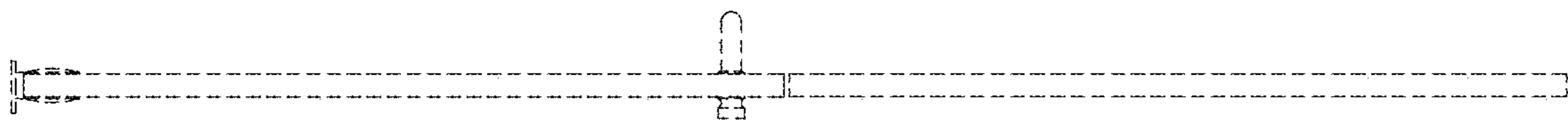


FIG. 7

FIG. 8

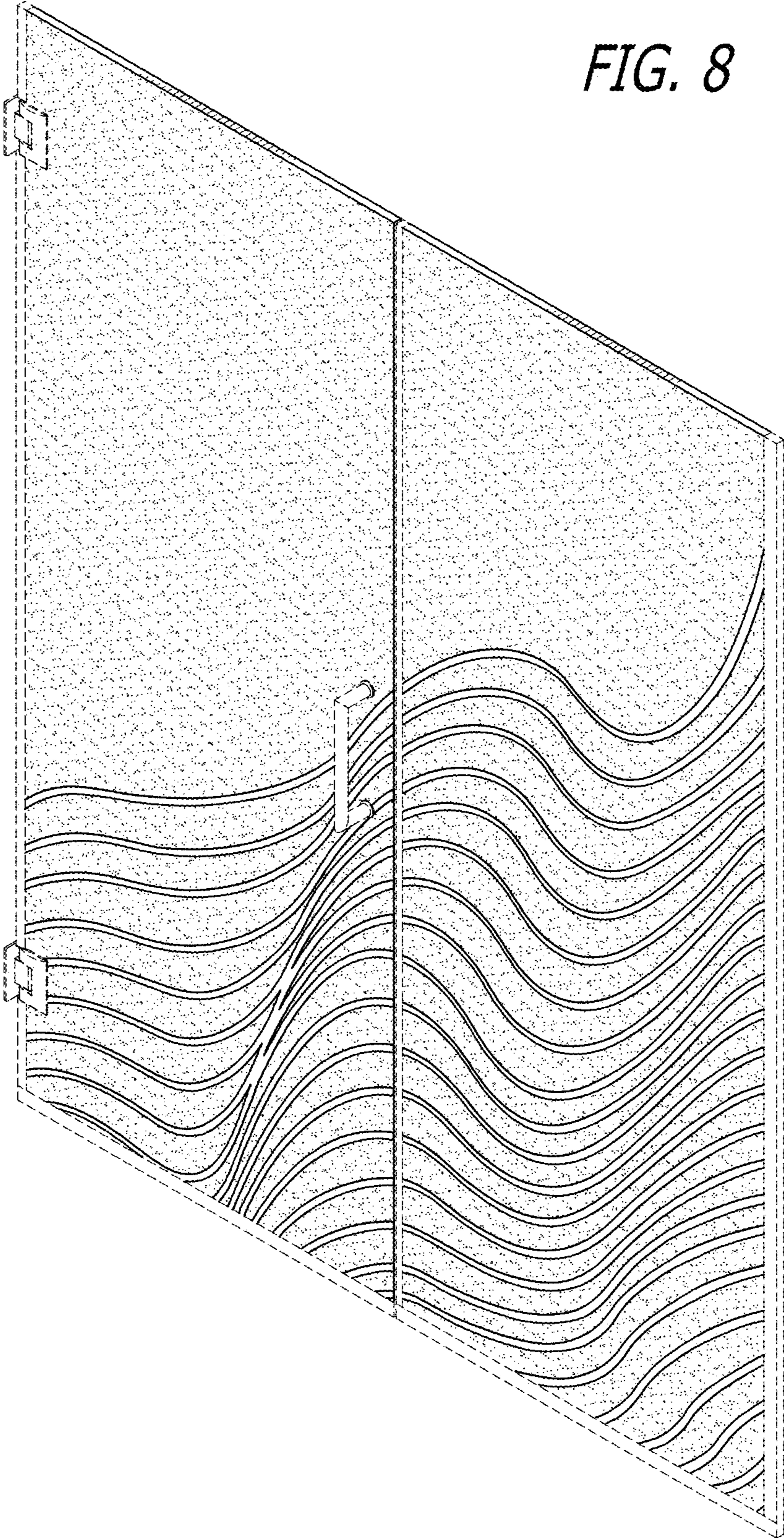




FIG. 9

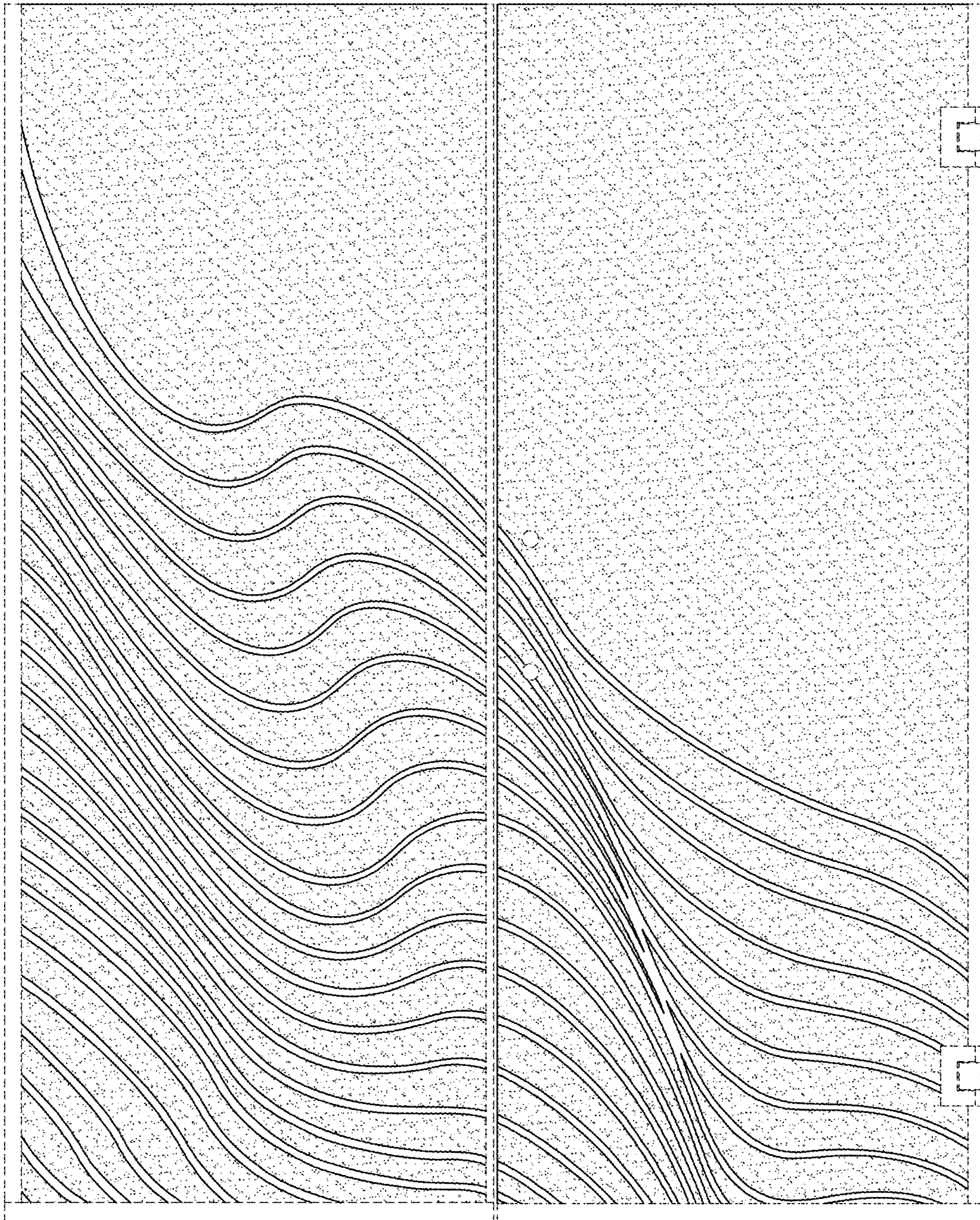


FIG. 10




FIG. 11

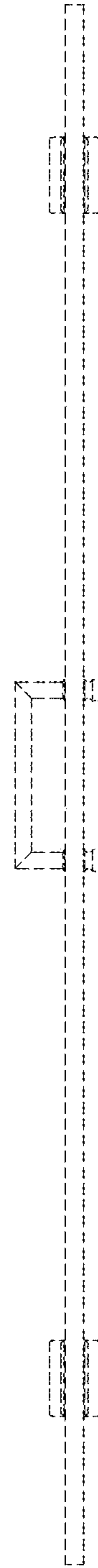


FIG. 12

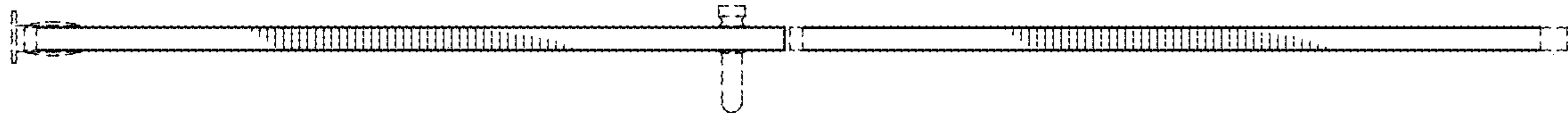


FIG. 13

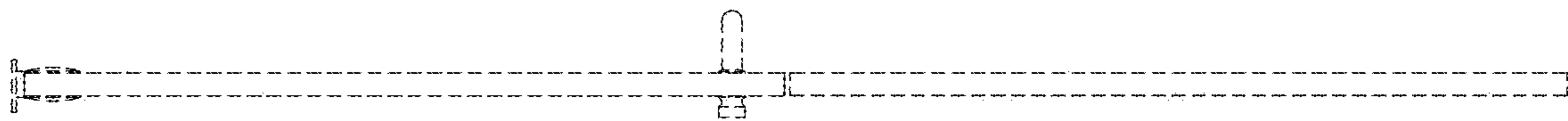


FIG. 14