



US00D889607S

(12) **United States Design Patent**
Jin et al.

(10) **Patent No.:** **US D889,607 S**
(45) **Date of Patent:** **** Jul. 7, 2020**

- (54) **BATH SPOUT COVER**
- (71) Applicant: **Skip Hop, Inc.**, New York, NY (US)
- (72) Inventors: **Hui Jin**, New York, NY (US);
Benjamin Bearsch, Brooklyn, NY (US)
- (73) Assignee: **SKIP HOP, INC.**, New York, NY (US)
- (**) Term: **15 Years**
- (21) Appl. No.: **29/662,702**
- (22) Filed: **Sep. 7, 2018**
- (51) **LOC (12) Cl.** **23-01**
- (52) **U.S. Cl.**
USPC **D23/255**
- (58) **Field of Classification Search**
USPC D23/238, 241-243, 255, 257; D6/536,
D6/525; D21/608, 597, 599
See application file for complete search history.

- D612,455 S * 3/2010 Henderson D21/597
- D680,197 S * 4/2013 Diamant D23/256
- D793,492 S * 8/2017 Zanger D21/597
- D807,965 S * 1/2018 Lo D21/597
- 2019/0059658 A1* 2/2019 Gharibian A47K 3/005

* cited by examiner

Primary Examiner — Robert A Delehanty

(74) *Attorney, Agent, or Firm* — Stephen J. Weyer, Esq.;
Stites & Harbison, PLLC

(57) **CLAIM**

The ornamental design for a bath spout cover, as shown and described.

DESCRIPTION


FIG. 1 is a perspective view taken from the top, front, and left side of the bath spout cover of the present invention; FIG. 2 is a left side elevational view of the bath spout cover of FIG. 1, the opposite side being a mirror image thereof; FIG. 3 is a bottom plan view of the bath spout cover of FIG. 1; FIG. 4 is a top plan view of the bath spout cover of FIG. 1; FIG. 5 is a front elevational view of the bath spout cover of FIG. 1; and, FIG. 6 is a rear elevational view of the bath spout cover of FIG. 1.

1 Claim, 6 Drawing Sheets

(56) **References Cited**

U.S. PATENT DOCUMENTS

- 1,918,874 A * 7/1933 Shannahan A63H 23/10
446/154
- 6,119,286 A * 9/2000 Briscoe A47K 3/005
239/211






FIG. 1

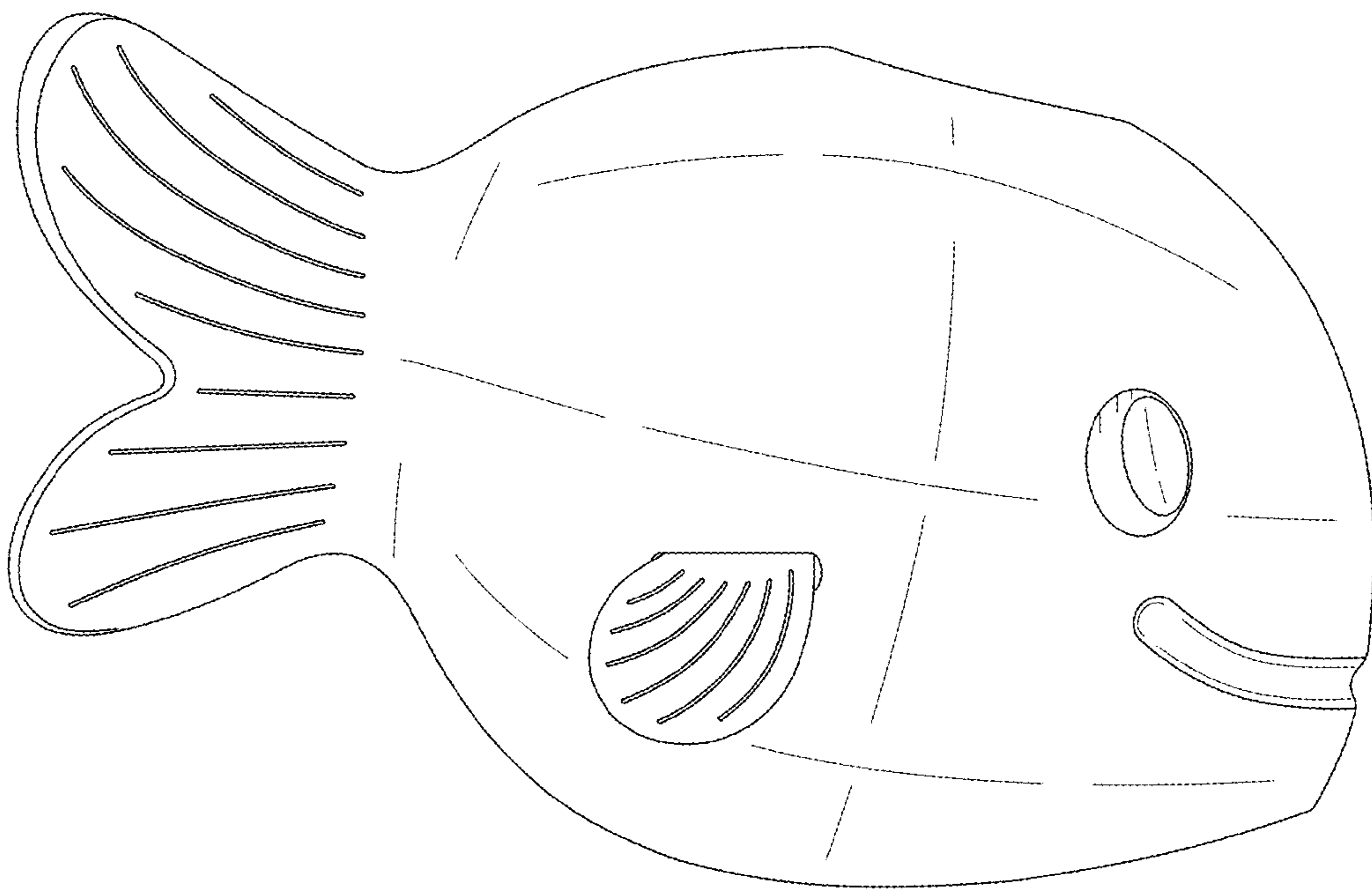


FIG. 2

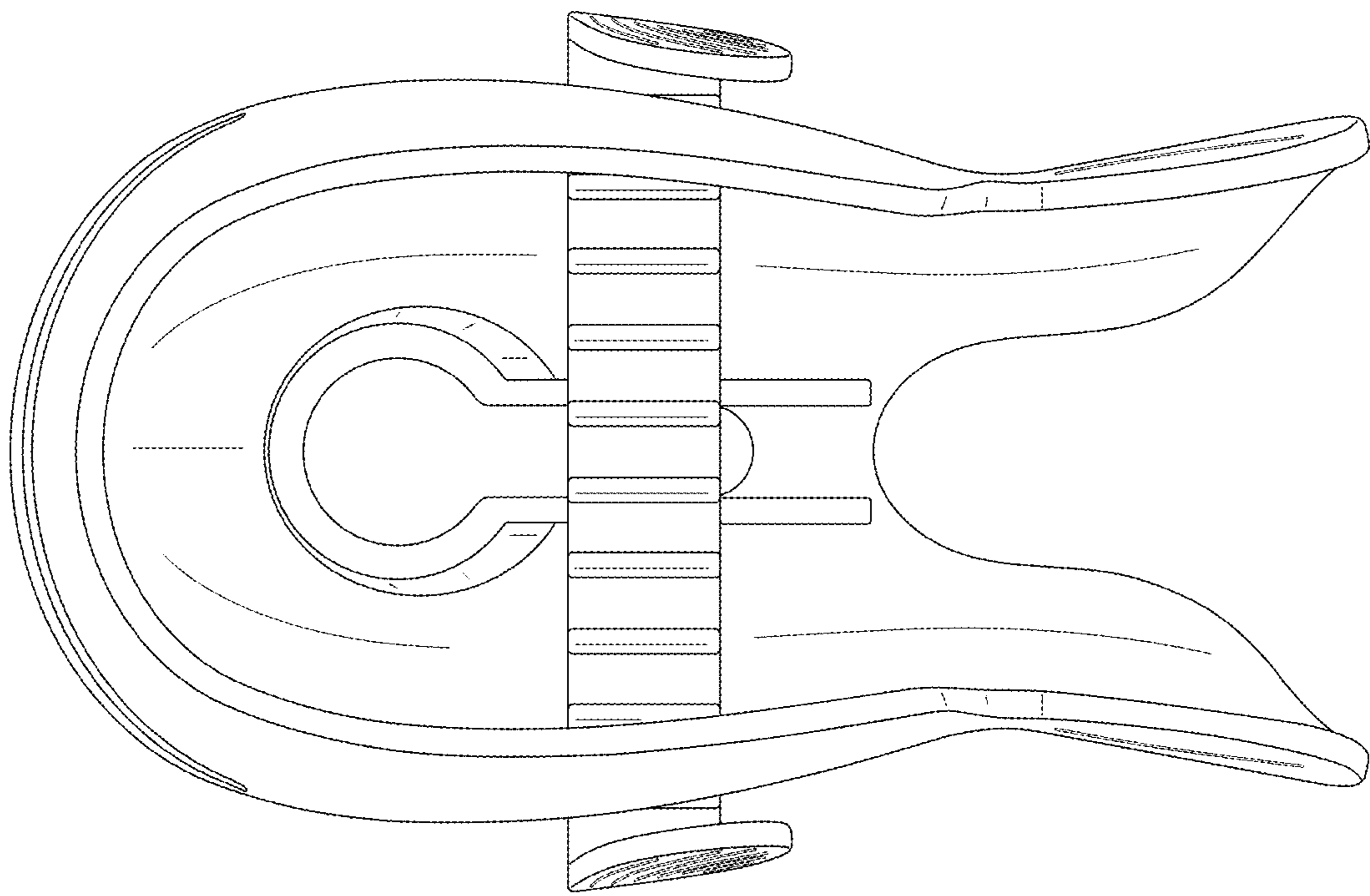


FIG. 3

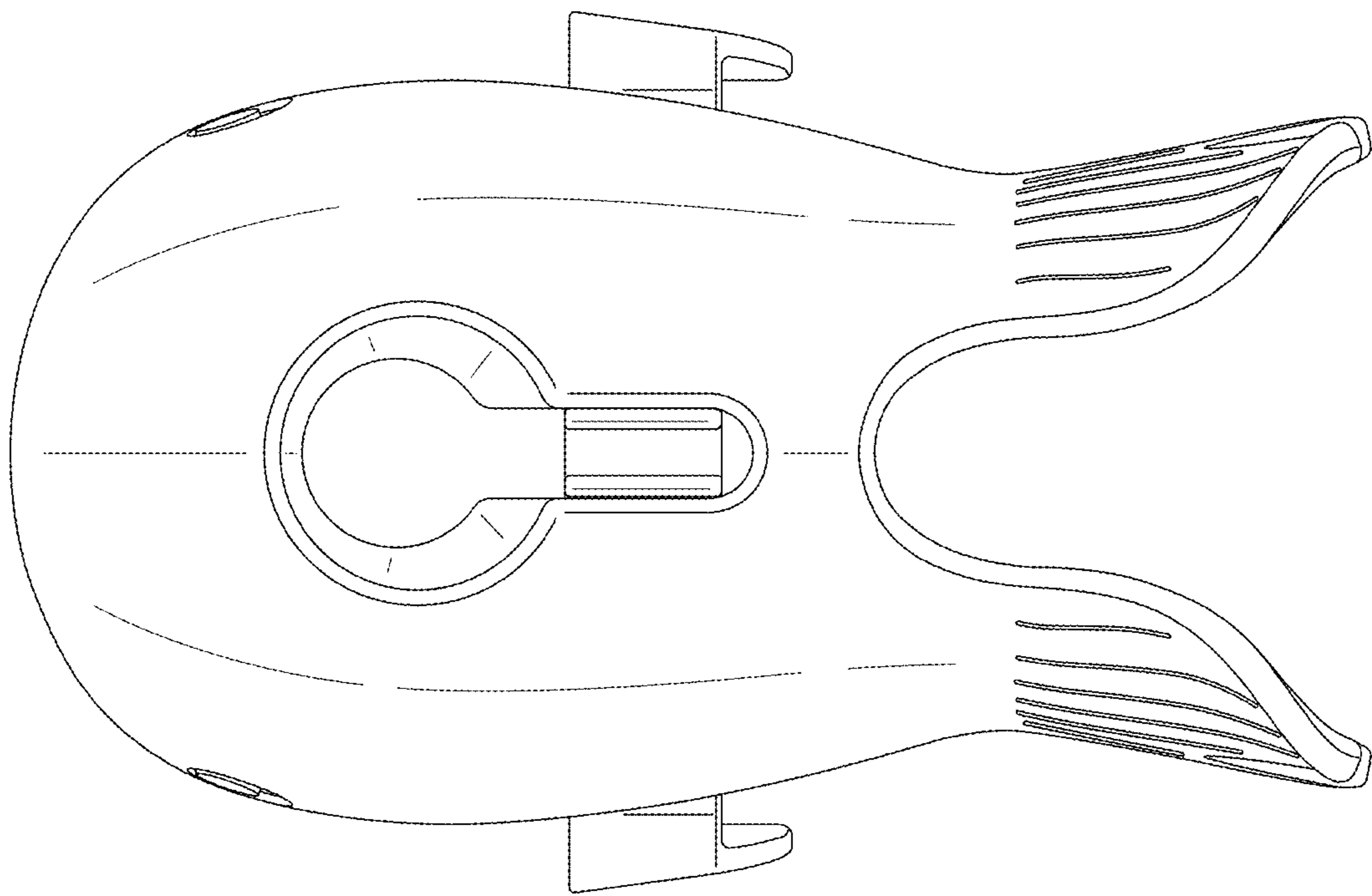


FIG. 4

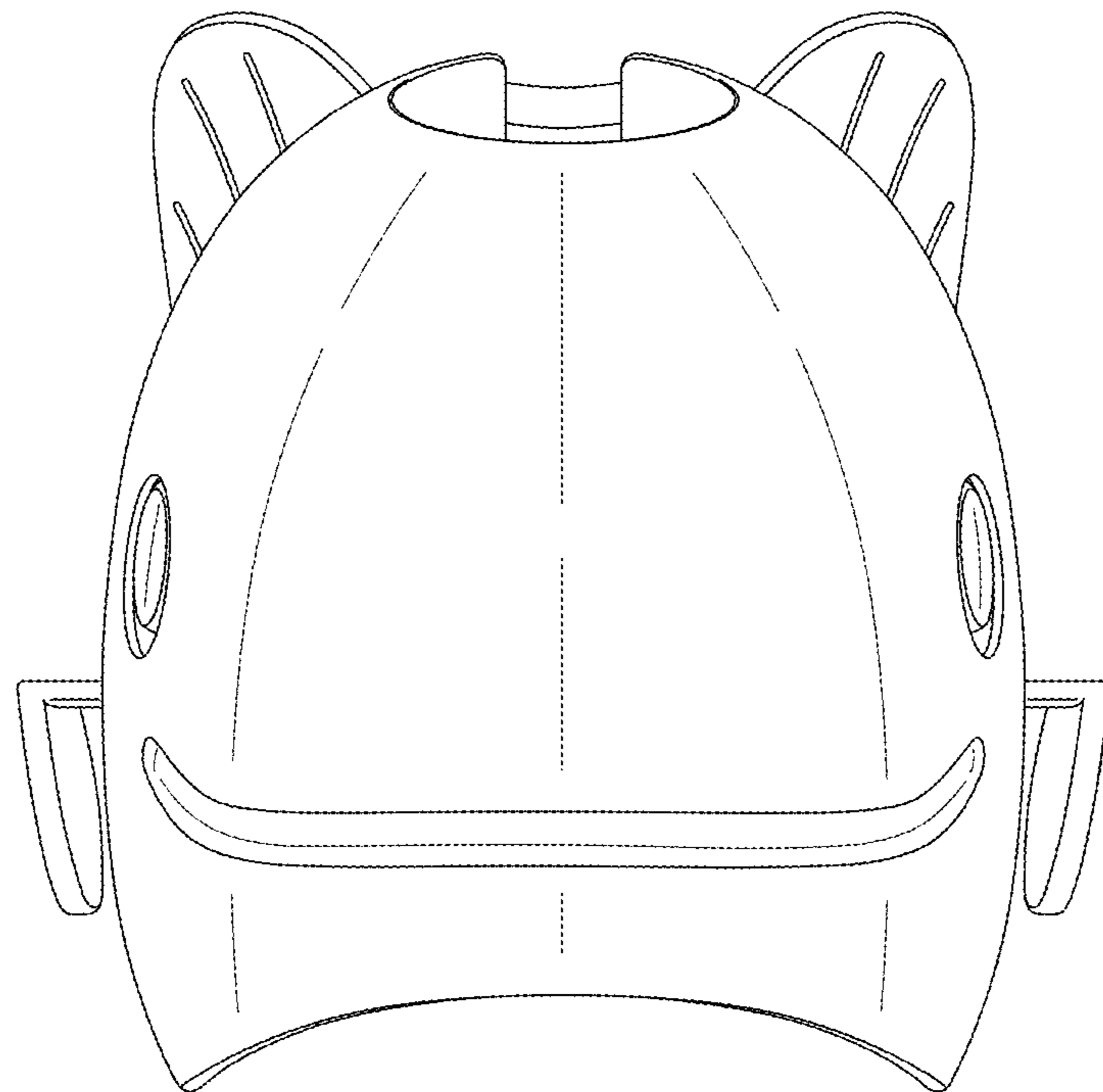


FIG. 5

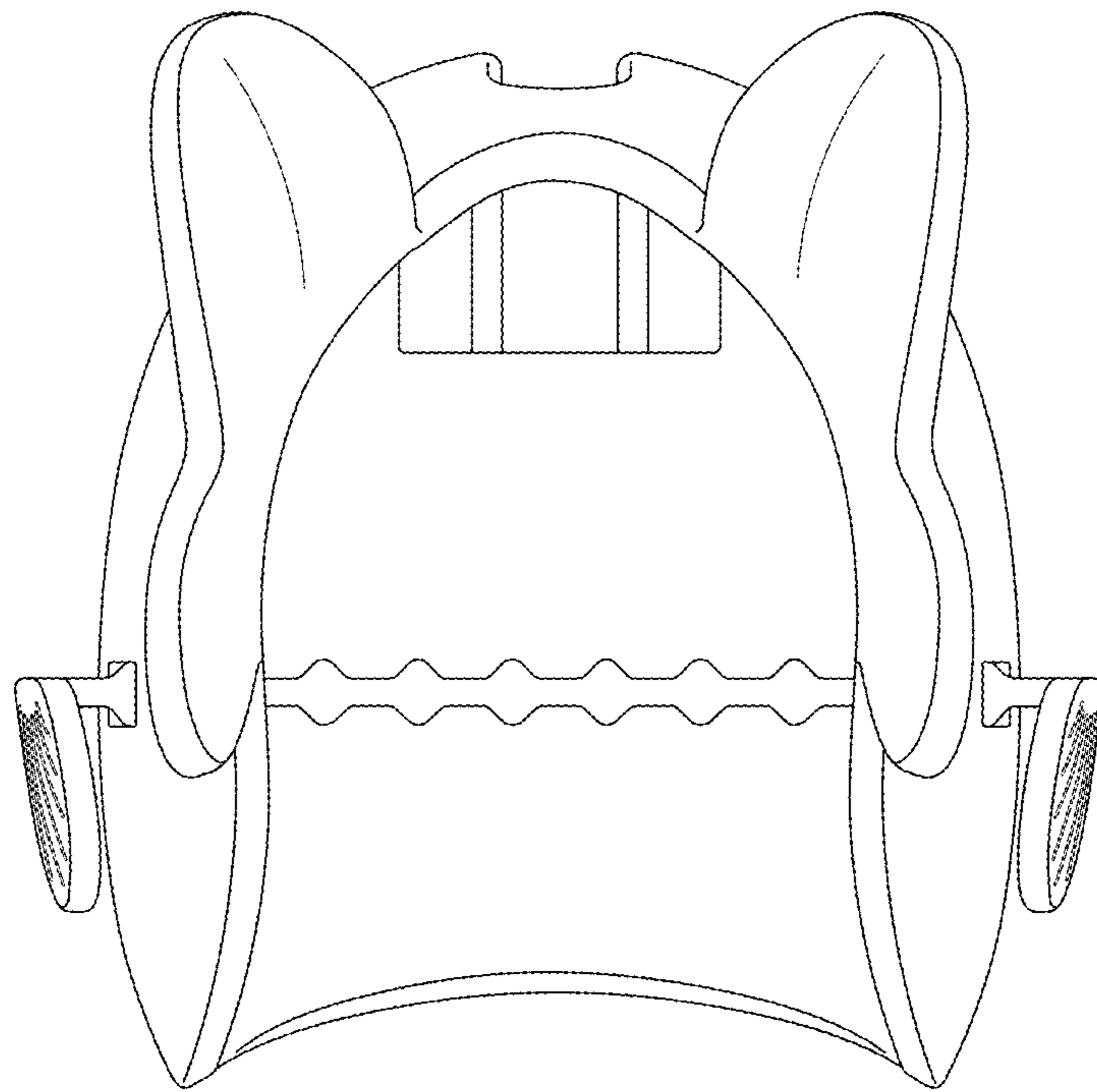


FIG. 6