



US00D889582S

(12) **United States Design Patent**  
**Kronengold et al.**

(10) **Patent No.:** **US D889,582 S**  
(45) **Date of Patent:** **\*\* Jul. 7, 2020**

- (54) **FIT KIT FOR A RIFLE STOCK**
- (71) Applicant: **Savage Arms, Inc.**, Westfield, MA (US)
- (72) Inventors: **David Kronengold**, Barkhamsted, CT (US); **Michael J. Withey**, Belchertown, MA (US)
- (73) Assignee: **Savage Arms, Inc.**, Westfield, MA (US)
- (\*\*) Term: **15 Years**
- (21) Appl. No.: **29/656,076**
- (22) Filed: **Jul. 10, 2018**

6,594,935 B2 7/2003 Beretta  
 7,104,002 B2 9/2006 Rotundo  
 7,536,819 B2 5/2009 Popikow  
 (Continued)

**FOREIGN PATENT DOCUMENTS**

EP 0982558 B1 9/2005  
 FR 1170937 1/1959  
 (Continued)

**OTHER PUBLICATIONS**

Examination Report for Application No. 2018204712 dated Apr. 2, 2019 (8 pages).

(Continued)

*Primary Examiner* — Michael A. Pratt

(74) *Attorney, Agent, or Firm* — Christensen, Fonder, Dardi & Herbert PLLC

**Related U.S. Application Data**

- (63) Continuation-in-part of application No. 15/952,664, filed on Apr. 13, 2018.
- (51) **LOC (12) Cl.** ..... **22-01**
- (52) **U.S. Cl.**  
USPC ..... **D22/108**
- (58) **Field of Classification Search**  
USPC ..... D22/110, 108  
CPC ..... F41C 33/007  
See application file for complete search history.

(57) **CLAIM**

We claim the ornamental design for a fit kit for a rifle stock, as shown and described.

**DESCRIPTION**

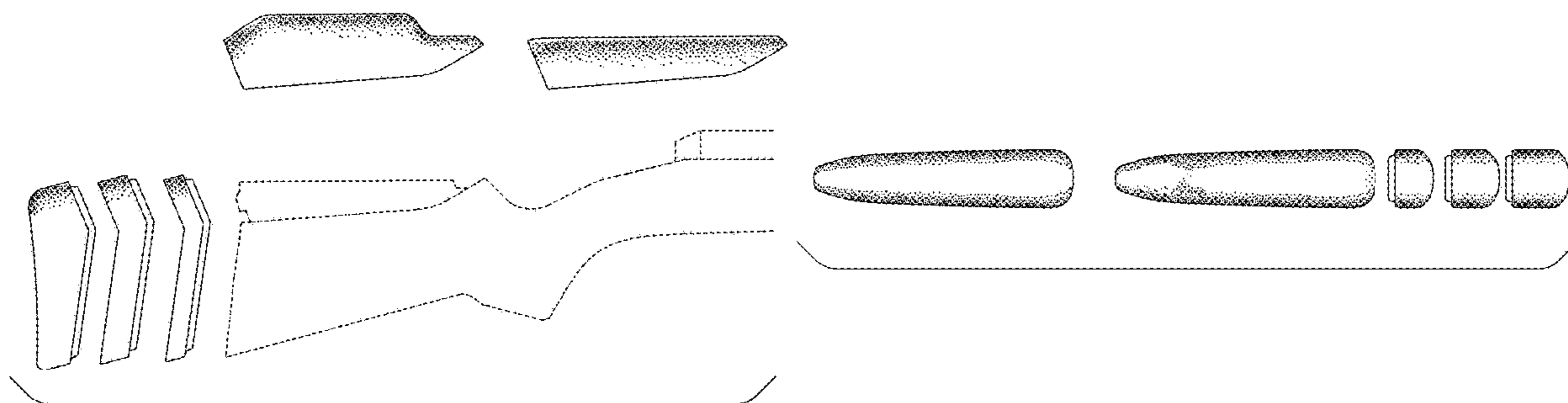
FIG. 1 is a right side view of a fit kit for a rifle stock showing the new design;  
 FIG. 2 is a left side view of the fit kit for a rifle stock;  
 FIG. 3 is a rear view of the fit kit for a rifle stock;  
 FIG. 4 is a top view of the fit kit for a rifle stock;  
 FIG. 5 is a right side view of the fit kit for a rifle stock;  
 FIG. 6 is a left side view of the fit kit for a rifle stock;  
 FIG. 7 is a rear view of the fit kit for a rifle stock; and,  
 FIG. 8 is a top view of the fit kit for a rifle stock.  
 The bottom view is not shown and is not claimed.  
 The front view is not shown and is not claimed.  
 Broken lines shown in the drawings illustrate structure or features which form no part of the claimed design.

**References Cited**

**U.S. PATENT DOCUMENTS**

- 4,055,016 A 10/1977 Katsenes
- 4,203,244 A 5/1980 Hickman
- 4,896,446 A 1/1990 Gregory
- 4,976,038 A \* 12/1990 Natrass ..... F41C 23/14  
42/111
- 5,001,855 A 3/1991 Griggs
- 5,149,899 A 9/1992 Dabrowski
- 5,392,553 A 2/1995 Carey
- 5,711,102 A 1/1998 Plaster et al.
- 5,970,642 A 10/1999 Martin
- 6,374,528 B1 4/2002 Davis et al.

**1 Claim, 8 Drawing Sheets**



(56)

References Cited

U.S. PATENT DOCUMENTS

7,631,453 B2 12/2009 Longueira  
7,665,240 B1 2/2010 Bentley  
7,793,453 B1 9/2010 Sewell, Jr. et al.  
7,802,392 B2 9/2010 Peterson et al.  
7,805,873 B2 10/2010 Bentley  
D626,618 S 11/2010 Peterson et al.  
7,926,217 B2 4/2011 McCann  
7,966,760 B2 6/2011 Fitzpatrick et al.  
7,984,580 B1 7/2011 Giauque et al.  
8,393,107 B2 3/2013 Brown  
8,844,185 B2 9/2014 Jarboe  
8,904,692 B2 12/2014 Ballard  
D730,478 S \* 5/2015 Sims ..... D22/111  
D733,247 S \* 6/2015 Lewis ..... D22/108  
9,074,839 B2 7/2015 Warburton  
D742,470 S \* 11/2015 Battaglia ..... D22/108  
9,417,033 B2 8/2016 Wood et al.  
D823,979 S \* 7/2018 Stevens ..... D22/108  
D823,980 S \* 7/2018 Stevens ..... D22/108

D844,736 S \* 4/2019 Tipton ..... D22/108  
2004/0211104 A1 10/2004 Eberle  
2010/0141428 A1 6/2010 Mildenerger et al.  
2013/0025177 A1 1/2013 Bovensiep  
2015/0338186 A1 11/2015 Hopkins  
2016/0010944 A1 1/2016 Downey et al.  
2016/0216060 A1\* 7/2016 Forslund ..... F41C 23/14  
2017/0254614 A1 9/2017 Moretti  
2019/0316873 A1\* 10/2019 Kronengold ..... F41C 23/14

FOREIGN PATENT DOCUMENTS

FR 1500181 11/1967  
WO WO2010/141428 12/2010

OTHER PUBLICATIONS

“Ruger American Rimfire Modular Stock System”, downloaded from the internet at <http://www.ruger.com/products/americanRimfire/index.html>, last visited on Mar. 16, 2014.

\* cited by examiner

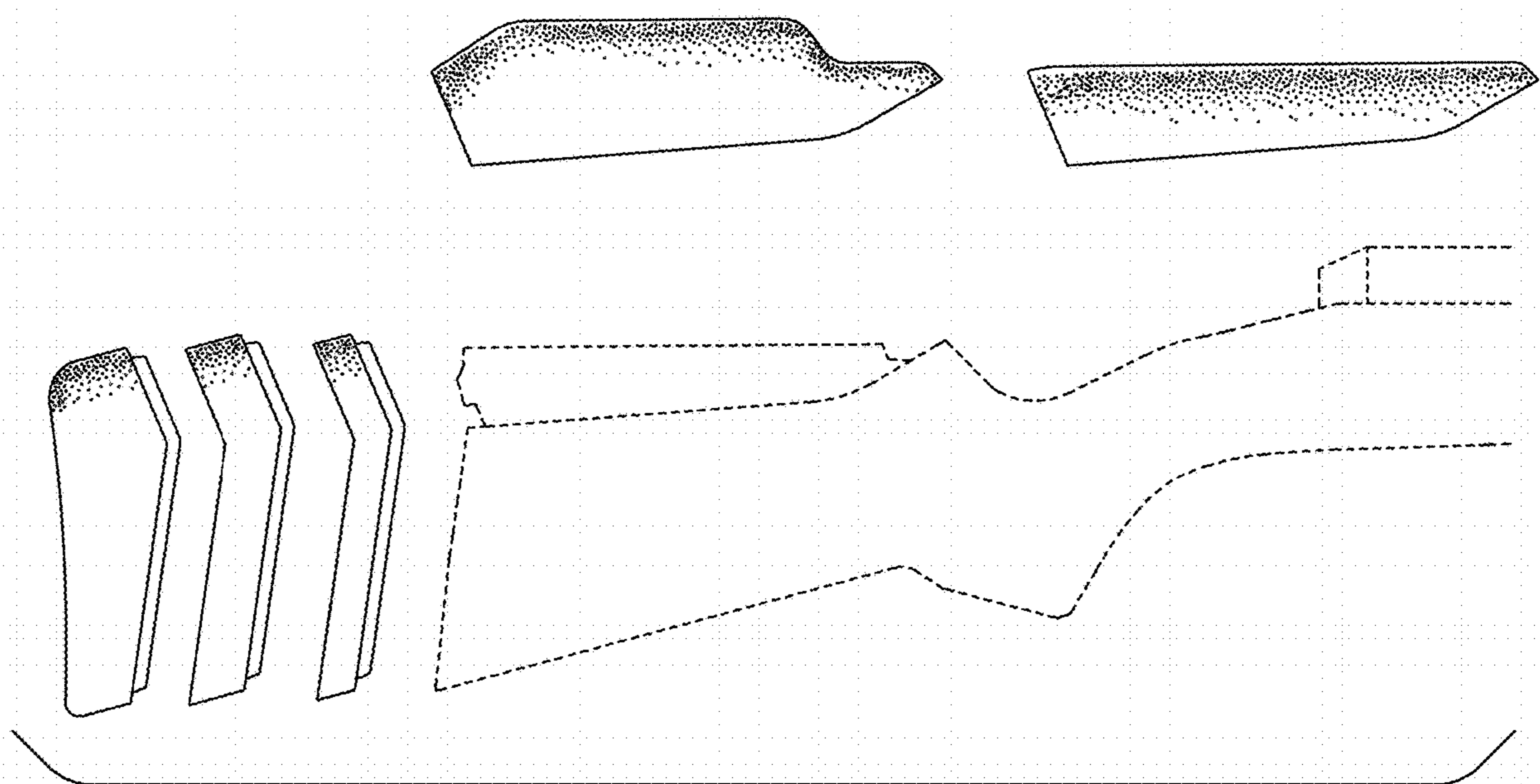


FIG. 1

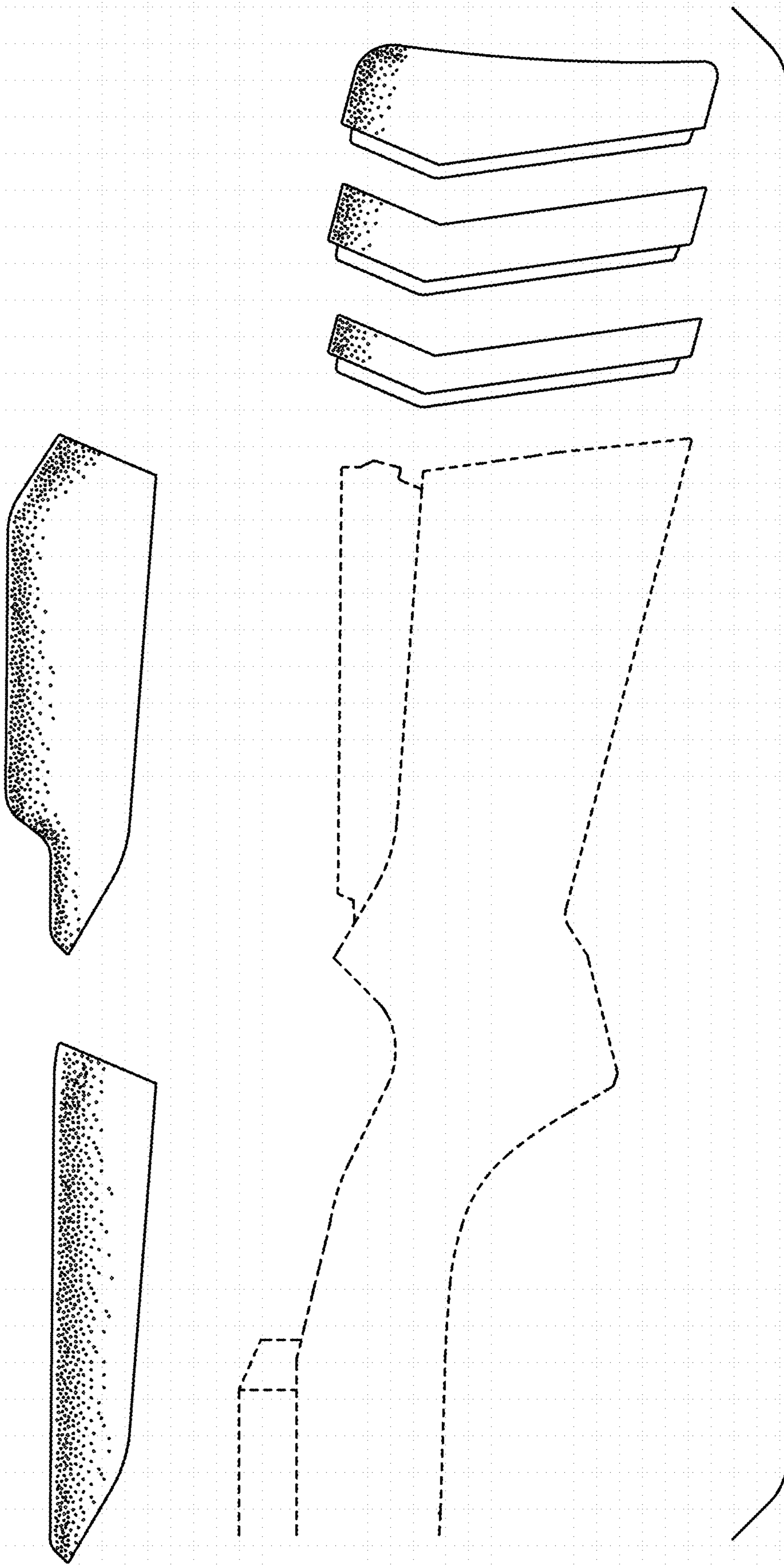
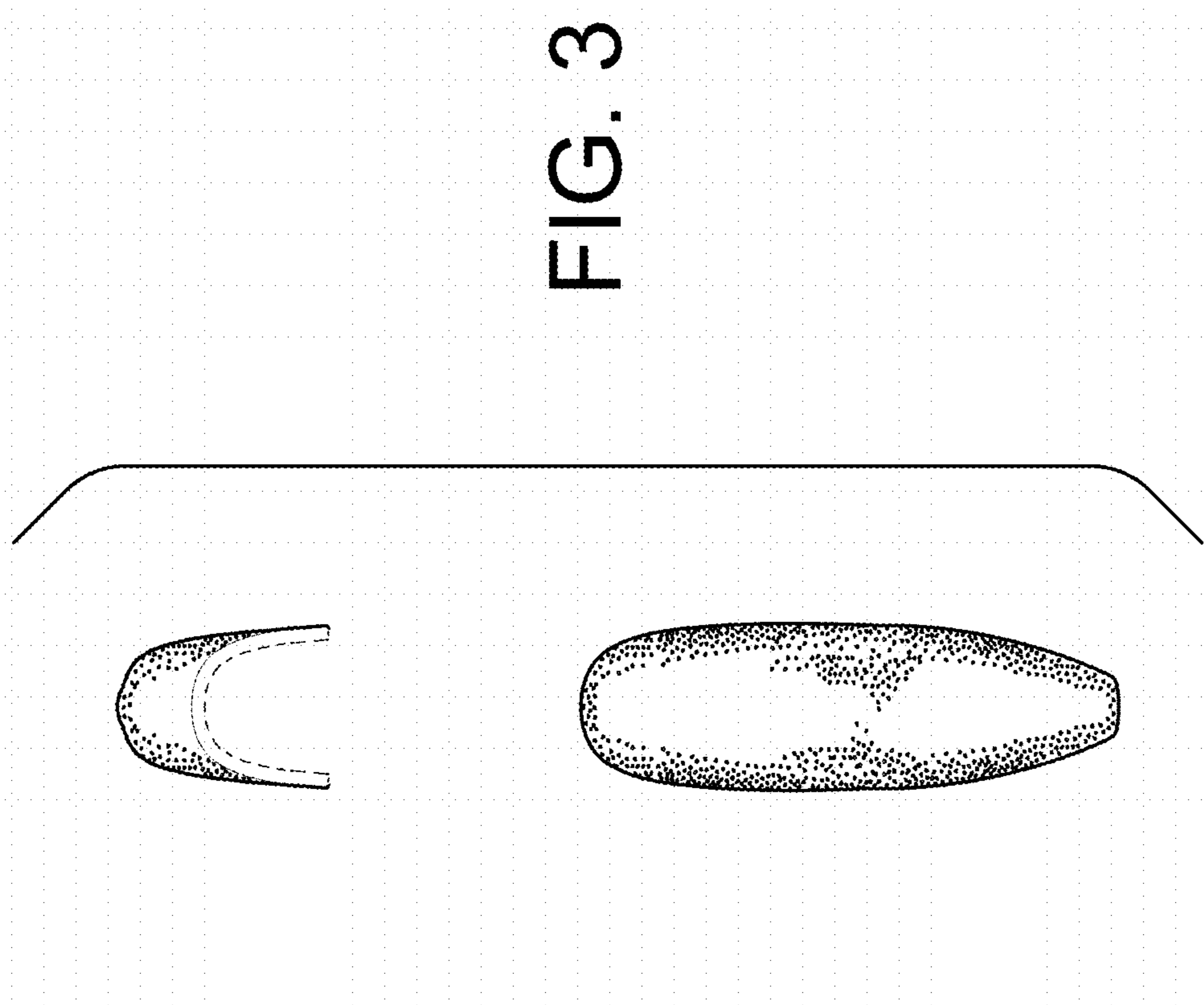


FIG. 2







FIG. 4

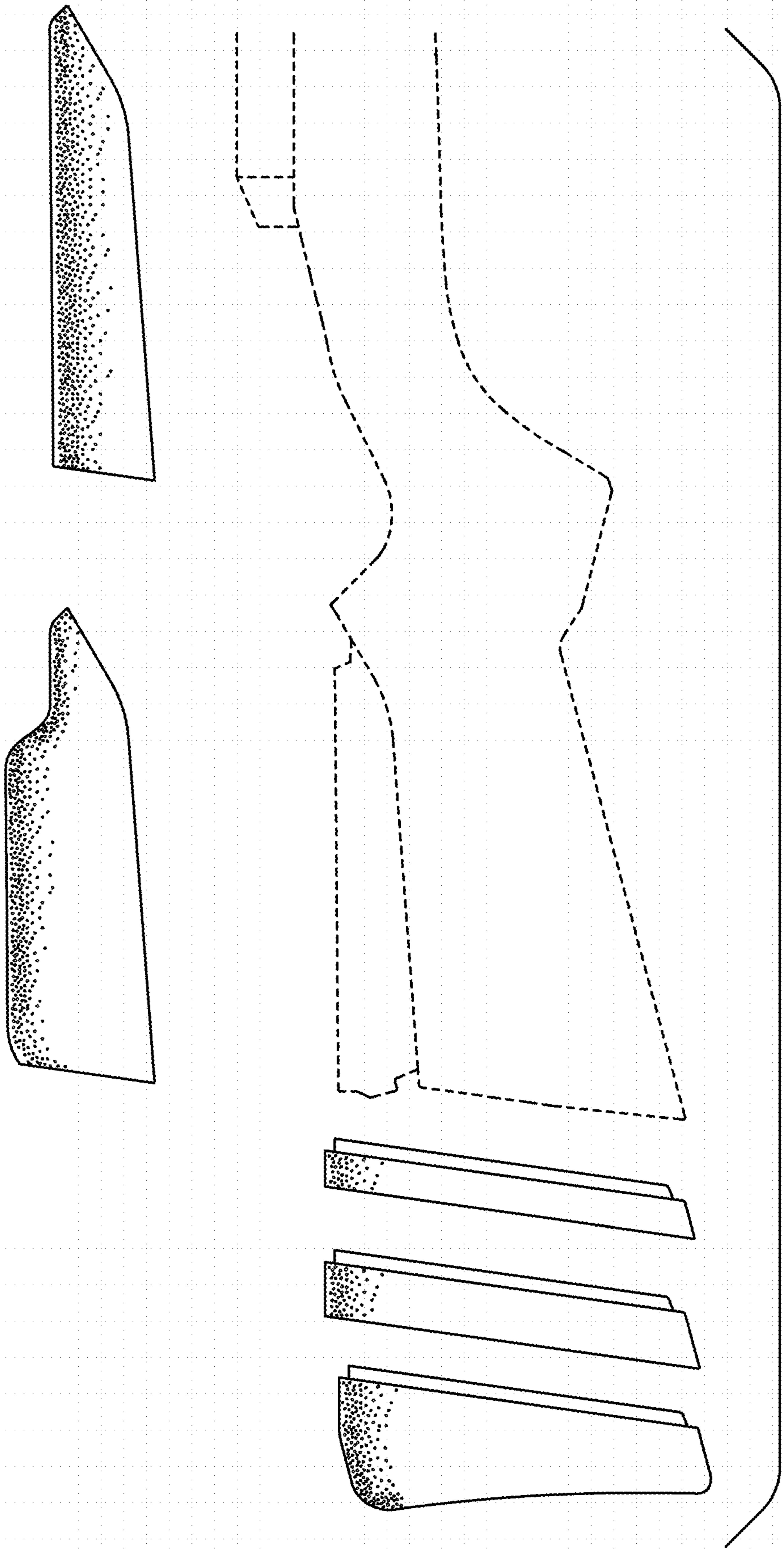


FIG. 5

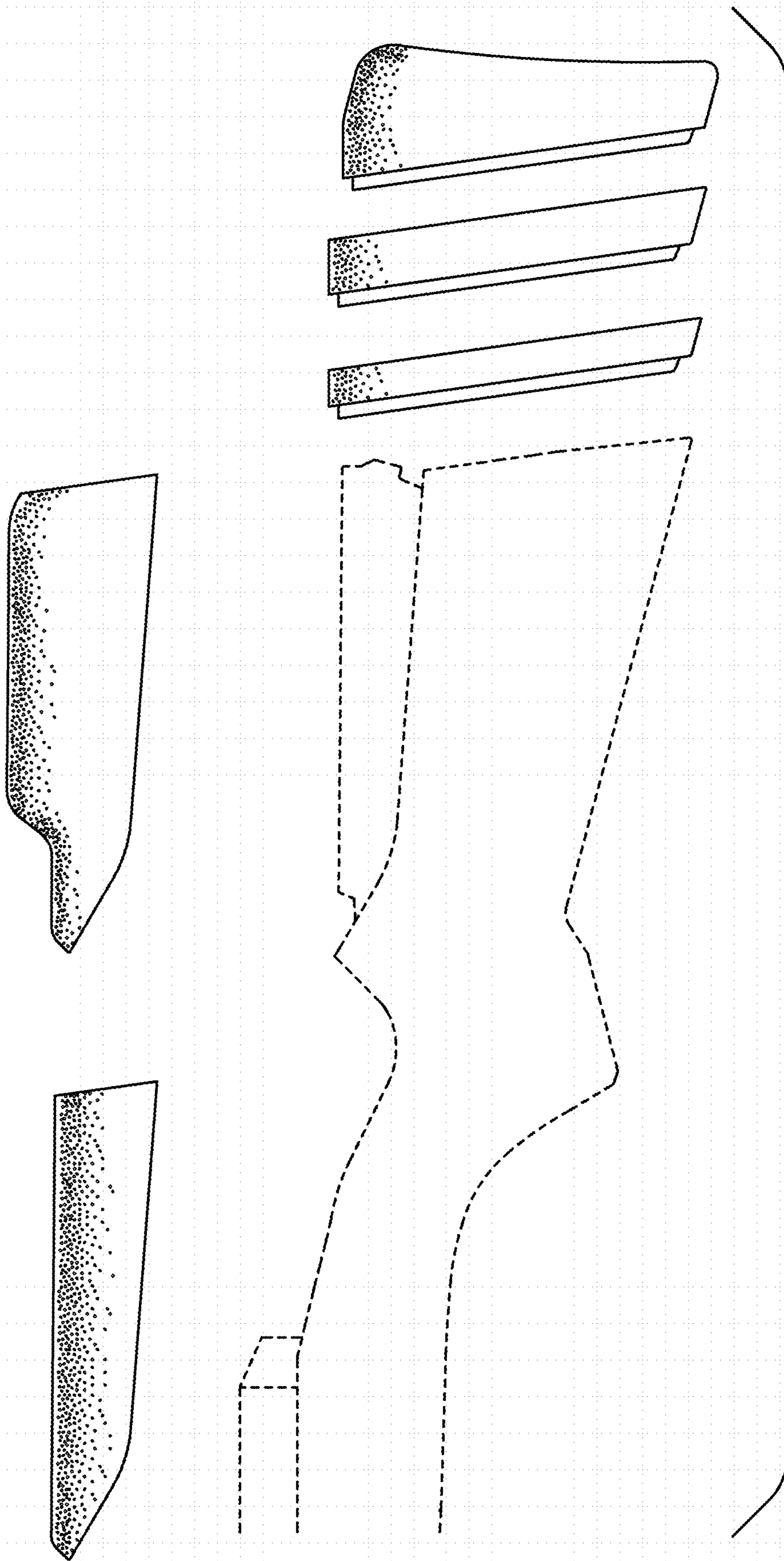
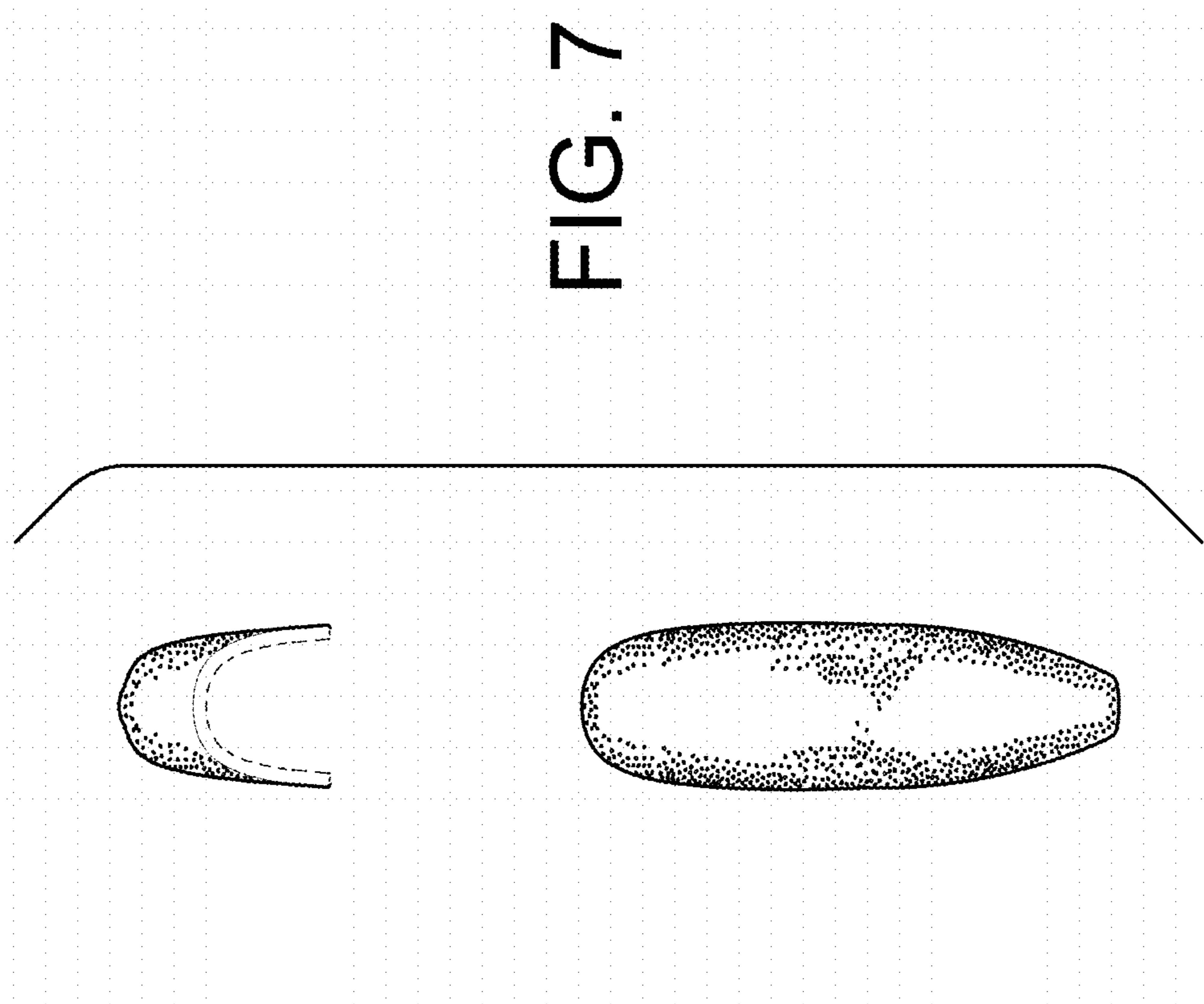


FIG. 6









FIG. 8