



US00D889575S

(12) **United States Design Patent** (10) **Patent No.:** **US D889,575 S**
Van Loon, III (45) **Date of Patent:** **** Jul. 7, 2020**

- (54) **ELASTOMERIC LACROSSE MESH** 4,153,251 A * 5/1979 Pond A63B 59/20
473/513
- (71) Applicant: **James C. Van Loon, III**, Chandler, AZ 4,201,433 A 5/1980 Caldwell
(US) 4,215,453 A * 8/1980 Matsuda A44B 19/34
24/381
- (72) Inventor: **James C. Van Loon, III**, Chandler, AZ 5,091,996 A 3/1992 Kirby
(US) 5,339,657 A * 8/1994 McMurray D04B 21/10
442/1
- (**) Term: **15 Years** 6,520,875 B1 * 2/2003 Crawford A63B 59/20
473/513
- (21) Appl. No.: **29/637,304** 7,022,035 B2 * 4/2006 Morrow A63B 59/20
473/513
- (22) Filed: **Feb. 15, 2018** D538,362 S * 3/2007 Carroll D21/724
7,407,451 B2 * 8/2008 Velasquez A63B 23/0355
473/422

Related U.S. Application Data

- (63) Continuation-in-part of application No. 15/462,852,
filed on Mar. 18, 2017, now abandoned.
- (51) **LOC (12) Cl.** **21-02**
- (52) **U.S. Cl.**
USPC **D21/753**; D21/724
- (58) **Field of Classification Search**
USPC D21/724, 753
CPC A63B 59/20; A63B 65/122; A63B 65/125;
A63B 65/127; A63B 60/50; A63B 60/51;
A63B 60/52; A63B 60/00; A63B 60/46;
D04B 21/10; D04B 21/14; D04B 21/16;
D04B 21/20; A01K 75/00
See application file for complete search history.

- 9,186,829 B2 11/2015 Burns
- 9,259,883 B1 2/2016 Morrow et al.
- 9,468,824 B1 * 10/2016 Miceli A63B 59/02
- D811,504 S * 2/2018 Van Loon, III D21/753
- 2014/0103566 A1 * 4/2014 Janisse B29C 70/688
264/161
- 2014/0356295 A1 12/2014 Gerardi
- 2015/0018135 A1 1/2015 Van Loon, III
- 2016/0101333 A1 4/2016 McCampbell

* cited by examiner

Primary Examiner — Mitchell I. Siegel
(74) *Attorney, Agent, or Firm* — Schmeiser, Olsen & Watts LLP

(57) **CLAIM**

The ornamental design for the elastomeric lacrosse mesh, as shown and described.

(56) **References Cited**

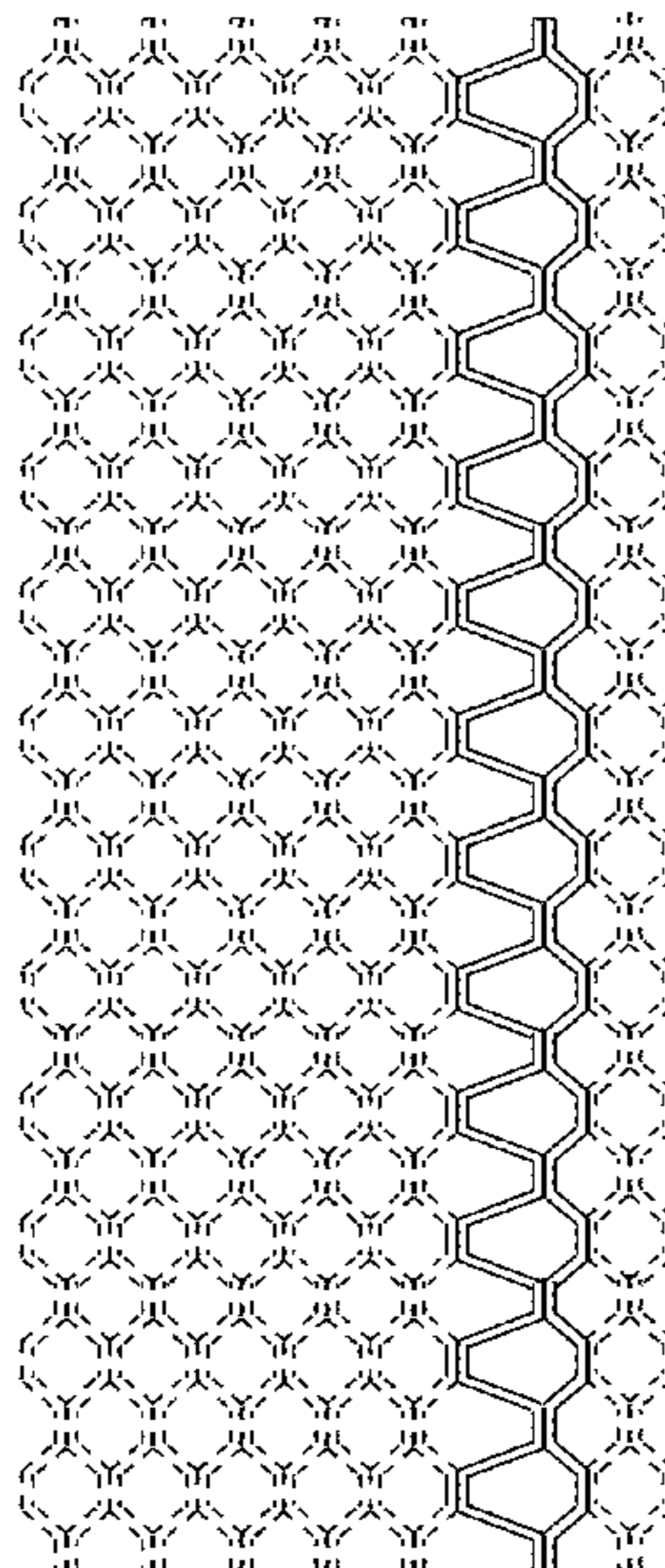
U.S. PATENT DOCUMENTS

- 2,728,339 A 12/1955 Elmhirst
- 3,200,619 A * 8/1965 Frith, Jr. D04B 21/10
66/195
- 4,019,227 A * 4/1977 Ebata A44B 19/34
24/403
- 4,056,868 A * 11/1977 Ebata B60J 11/00
24/403
- 4,065,835 A * 1/1978 Yoneya A01K 75/00
43/7

DESCRIPTION

FIG. 1 is a front view of the lacrosse mesh; and, FIG. 2 is a rear view thereof. The broken lines showing mesh openings are included for the purpose of illustrating unclaimed subject matter and forms no part of the claimed design.

1 Claim, 2 Drawing Sheets



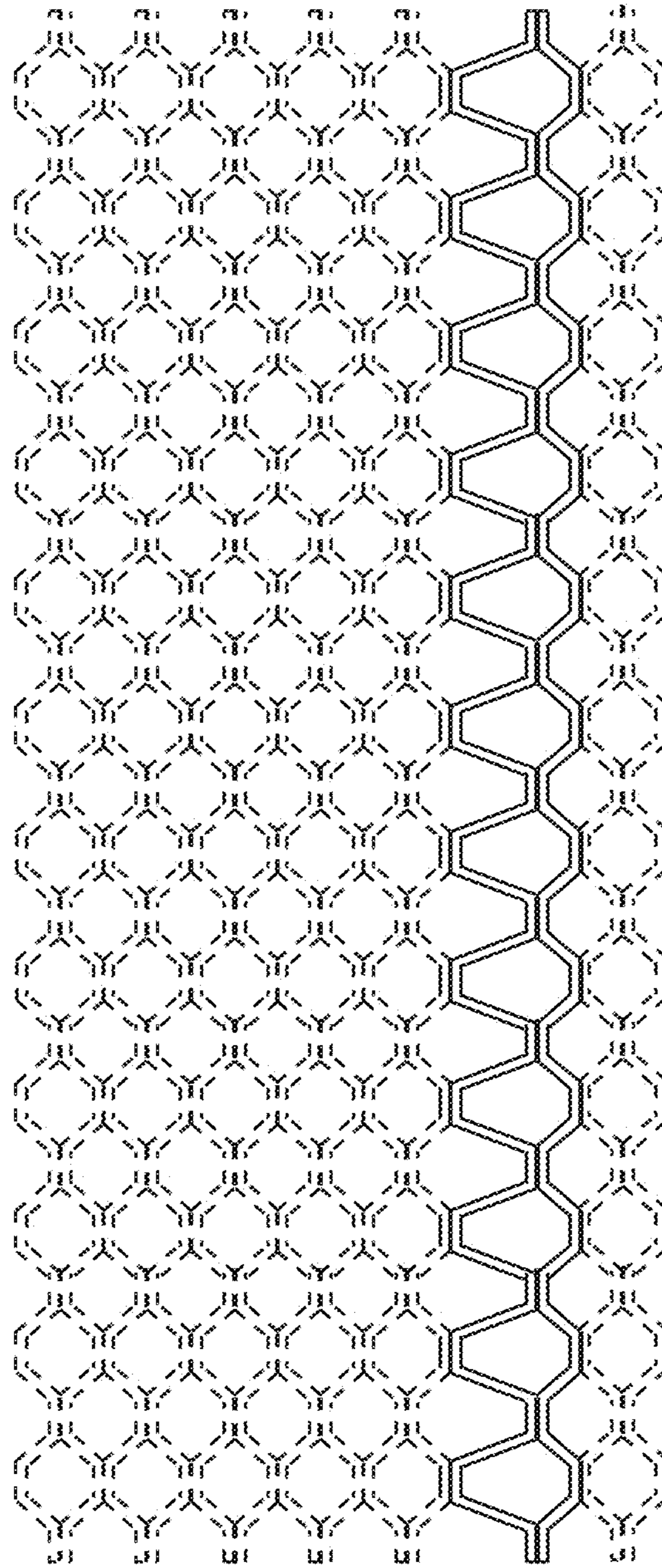


FIG. 1

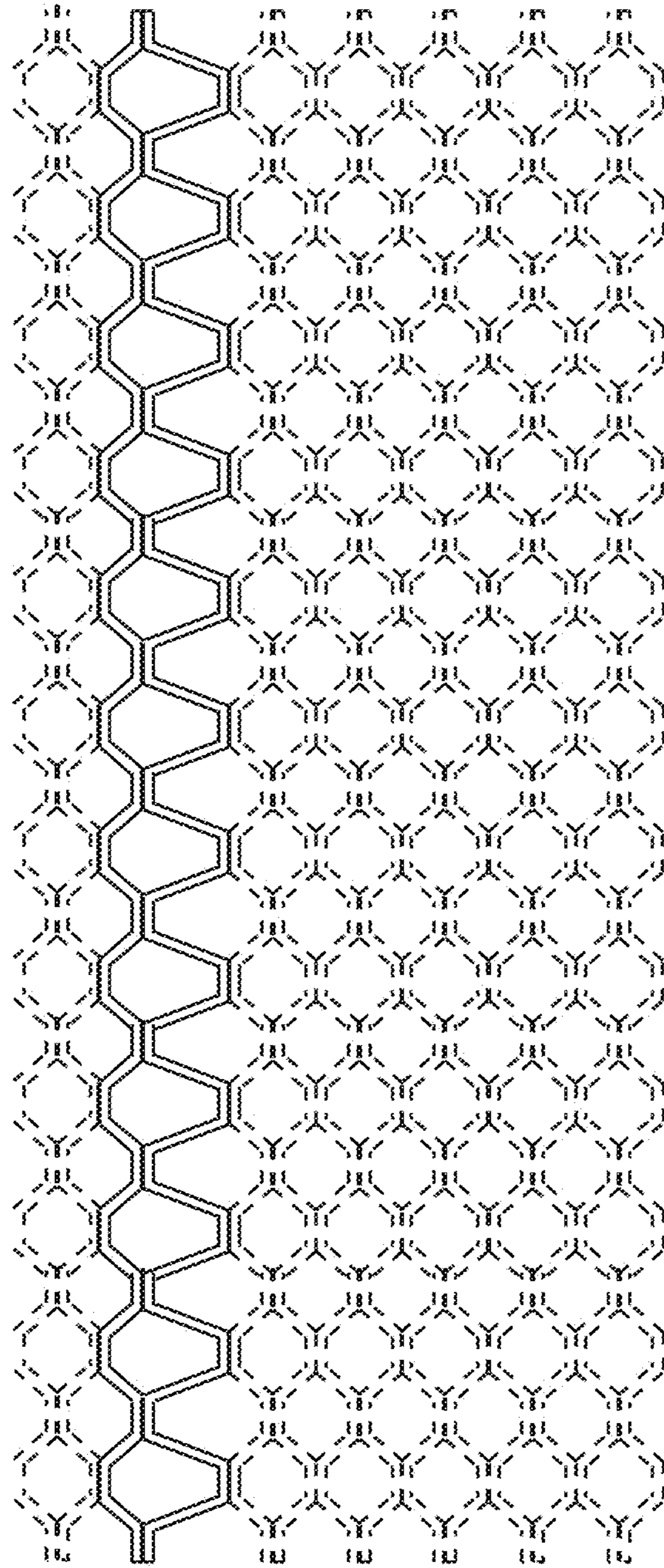


FIG. 2