



US00D889546S

(12) **United States Design Patent** (10) **Patent No.:** **US D889,546 S**
Jones et al. (45) **Date of Patent:** **** Jul. 7, 2020**

- (54) **ELECTRONIC GAMING STATION**
- (71) Applicant: **IGT, Las Vegas, NV (US)**
- (72) Inventors: **Scott Jones, Reno, NV (US); Charles Johnson, Reno, NV (US); Julia Angst, Reno, NV (US); Stephanie Humbbeutel, Reno, NV (US); Jean Pierre Legras, Carson City, NV (US); Tai Rosander, Reno, NV (US); Stewart Thoeni, Reno, NV (US)**
- (73) Assignee: **IGT, Las Vegas, NV (US)**
- (**) Term: **15 Years**
- (21) Appl. No.: **29/670,100**
- (22) Filed: **Nov. 13, 2018**

D260,823 S *	9/1981	Stulik, Jr.	D6/335
D376,391 S	12/1996	Okumura	
D380,779 S	7/1997	Shinzato	
D396,898 S	8/1998	Tsuda	
D439,425 S *	3/2001	Park	D6/356
D443,313 S	6/2001	Brettschneider	
6,612,929 B2 *	9/2003	Fujimoto	A63F 13/06 463/32
D508,961 S	8/2005	Gatto	
D510,816 S *	10/2005	Lee	D6/356
D523,092 S	6/2006	Karlsson	
D541,875 S *	5/2007	Wada	D21/326
D545,912 S *	7/2007	Nunokawa	D21/326
D554,708 S *	11/2007	Gutknecht	D21/370
D560,724 S	1/2008	Johnson	
D591,520 S *	5/2009	Orson	D6/356
D592,126 S *	5/2009	da Silveira	D12/345
D598,665 S *	8/2009	Cloet	D6/356
D598,666 S *	8/2009	Cloet	D6/356
D604,774 S	11/2009	De Viveiros Ortiz	
D613,802 S	4/2010	Meyers	

(Continued)

Related U.S. Application Data

- (62) Division of application No. 29/605,800, filed on May 30, 2017.
- (51) **LOC (12) Cl.** **21-01**
- (52) **U.S. Cl.**
USPC **D21/326**
- (58) **Field of Classification Search**
USPC D21/323-337, 369, 370; D14/218, 356, D14/388, 400, 401, 410, 416; D6/356, D6/640-644; D12/354
CPC G07F 17/00; G07F 17/32; G07F 17/3281; G07F 17/326; G07F 17/3274; G07F 17/3276; G07F 17/3283
See application file for complete search history.

References Cited

U.S. PATENT DOCUMENTS

D188,376 S *	7/1960	Hotkins	D21/326
D250,230 S *	11/1978	Kotula	D6/341

Primary Examiner — Sandra S Snapp
Assistant Examiner — Mehri F Bajoul
(74) *Attorney, Agent, or Firm* — Sage Patent Group

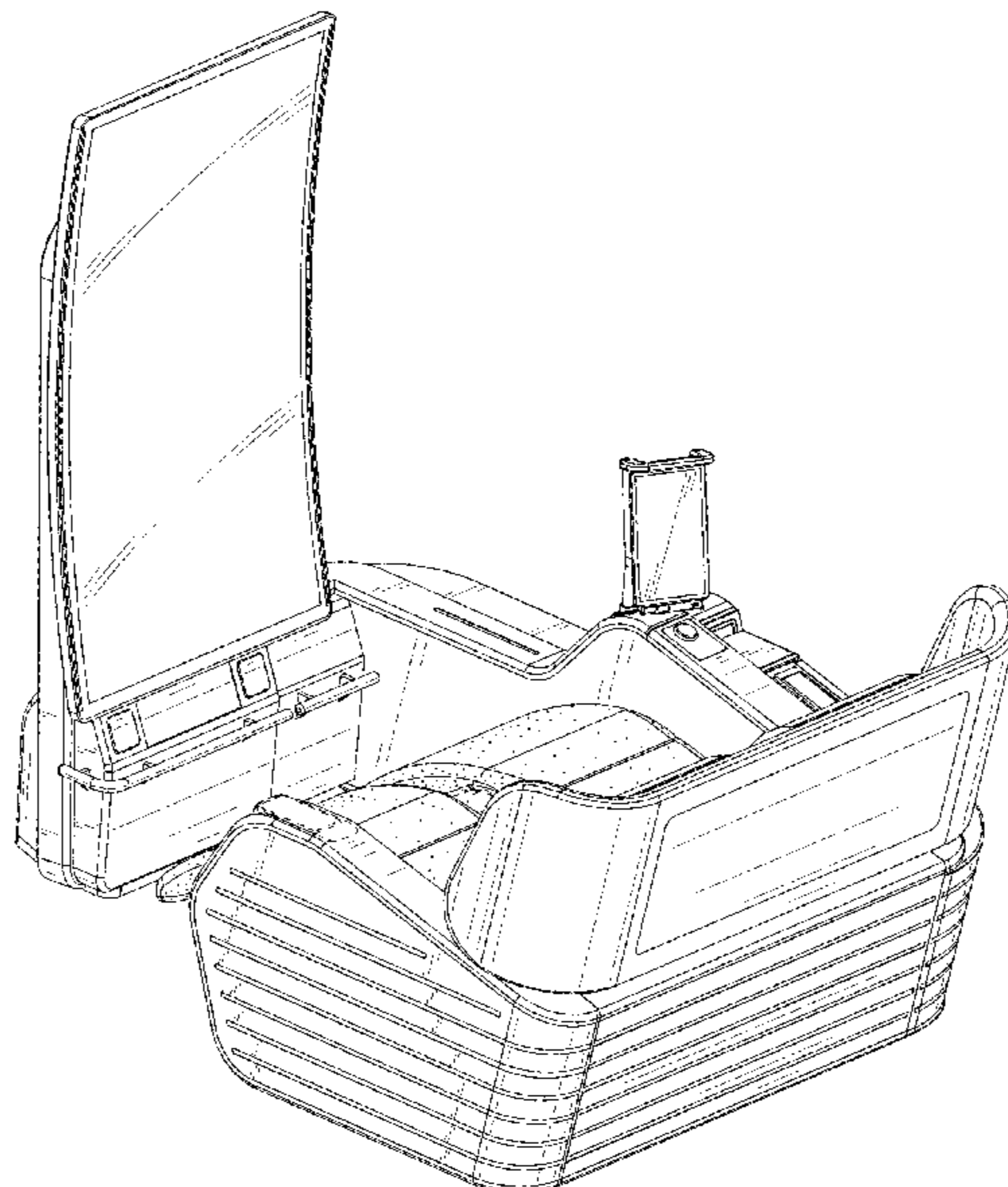
(57) **CLAIM**

The ornamental design for an electronic gaming station, as shown and described.

DESCRIPTION

FIG. 1 is a top rear perspective view of an electronic gaming station showing our new design;
FIG. 2 is a front view thereof;
FIG. 3 is a rear view thereof;
FIG. 4 is a left view thereof;
FIG. 5 is a right view thereof; and,
FIG. 6 is a top view thereof.
The broken lines shown in the drawings depict portions of the electronic gaming station that form no part of the claimed design.

1 Claim, 6 Drawing Sheets



(56)

References Cited

U.S. PATENT DOCUMENTS

D615,598	S	5/2010	McComb	
D619,177	S	7/2010	Lee	
D622,323	S	8/2010	De Viveiros Ortiz	
D641,048	S	7/2011	Nunokawa	
D650,446	S *	12/2011	Vonsik	D21/327
D658,721	S *	5/2012	Yang	D21/326
D678,957	S *	3/2013	Cesaroni	D21/385
D684,779	S *	6/2013	Scott	D6/336
D685,033	S *	6/2013	Wudtke	D21/370
D686,423	S *	7/2013	Salzberger	D6/356
D695,033	S *	12/2013	Salzberger	D6/356
D697,558	S	1/2014	Myers	
D706,741	S	6/2014	Myers	
D721,766	S	1/2015	Ferazoli	
D740,887	S	10/2015	Randazzo	
D740,888	S *	10/2015	DePalma	D21/370
D790,239	S *	6/2017	Goode	D6/356
D791,512	S *	7/2017	Bouroullec	D6/336
D802,675	S	11/2017	Steelman	
D802,676	S	11/2017	Steelman	
D808,675	S *	1/2018	Fontaeus	D6/356
D812,147	S *	3/2018	Castro	D21/369
D818,048	S	5/2018	Calhoun	
D820,915	S	6/2018	Lee	
D850,131	S *	6/2019	Goode	D6/356
2009/0146005	A1 *	6/2009	Bettell	B64D 11/064 244/118.6
2018/0040203	A1 *	2/2018	Winters	G07F 17/3209
2018/0082545	A1	3/2018	Winters	

* cited by examiner

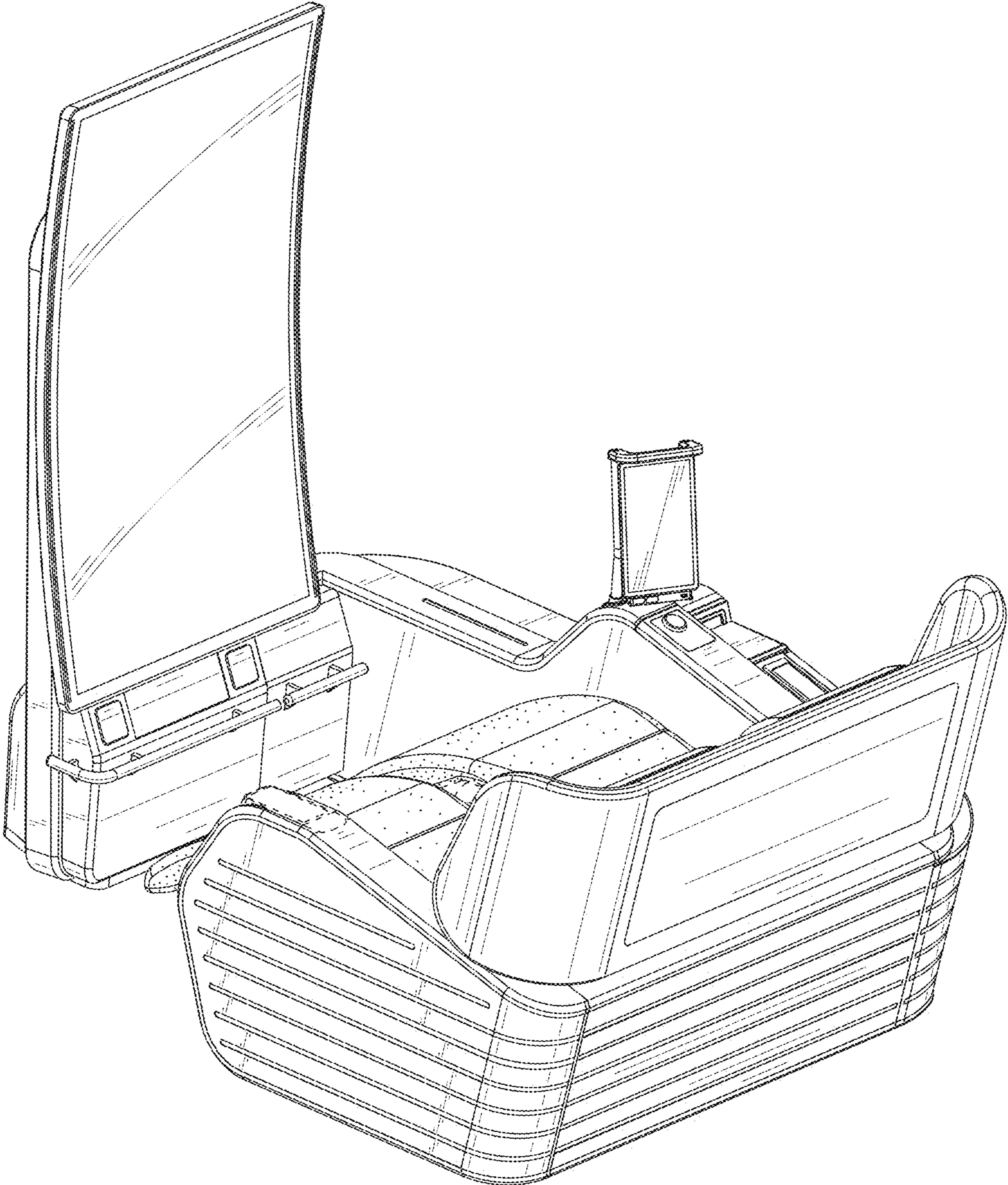


FIG. 1

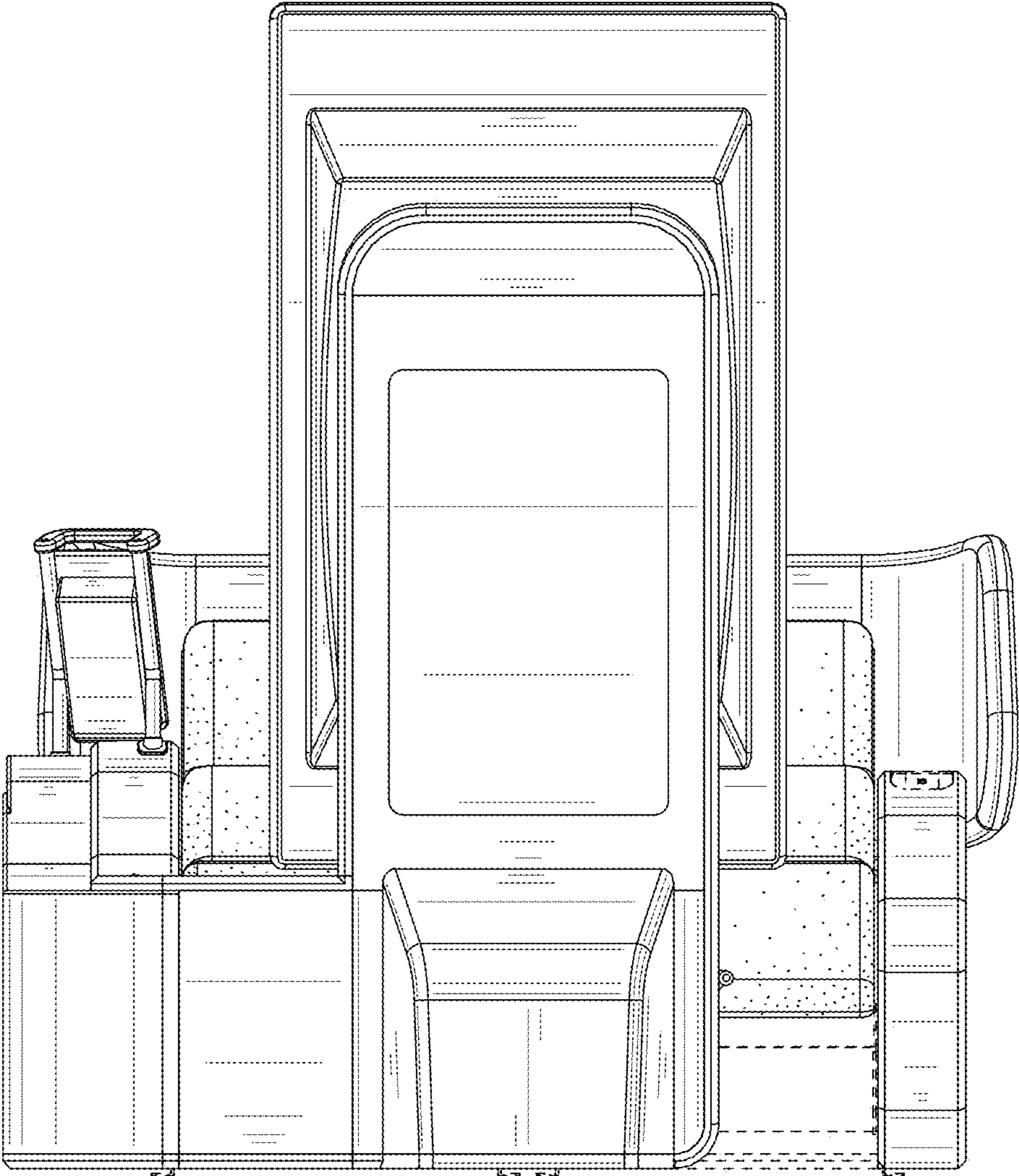


FIG. 2

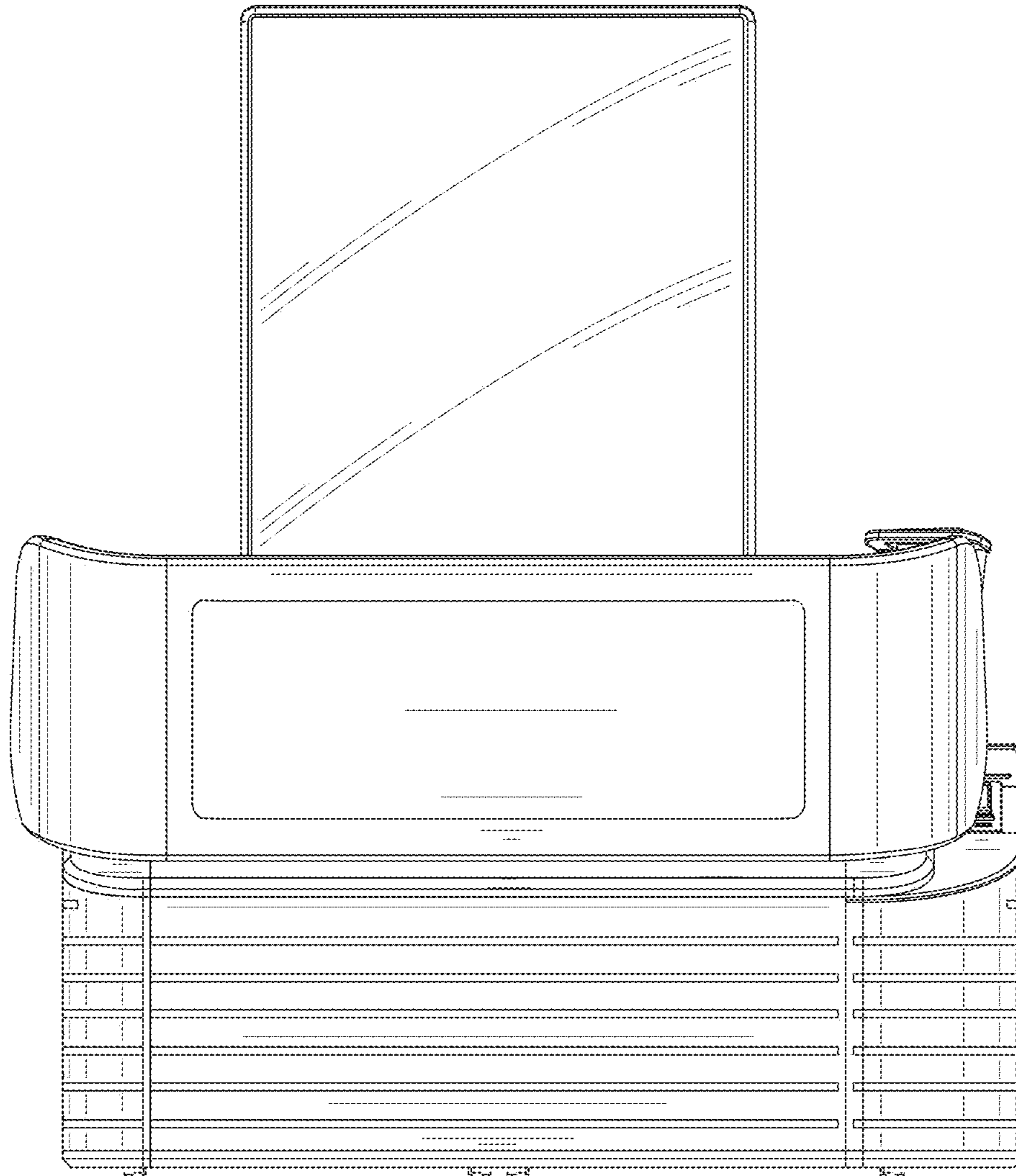


FIG. 3

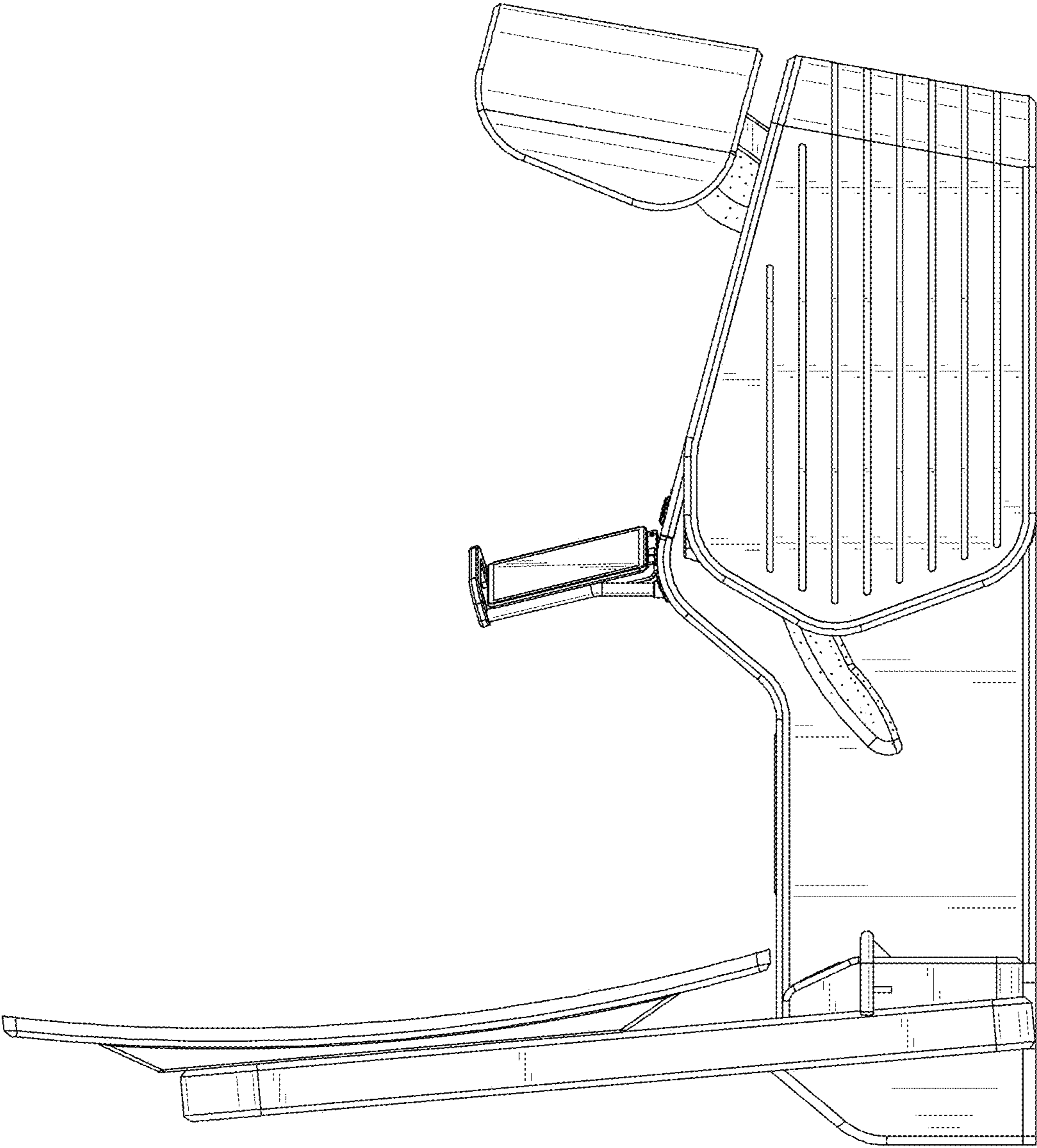


FIG. 4

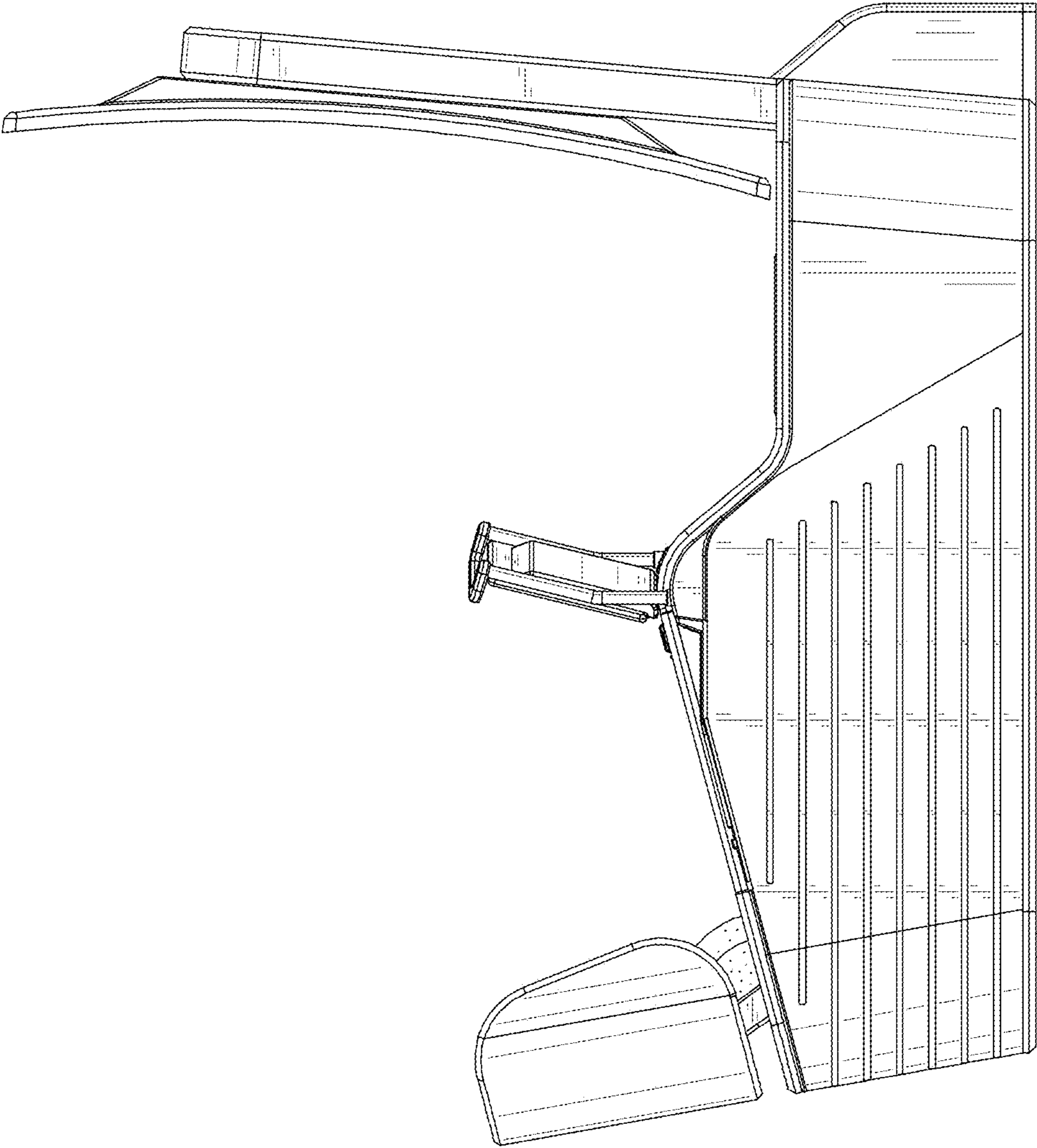


FIG. 5

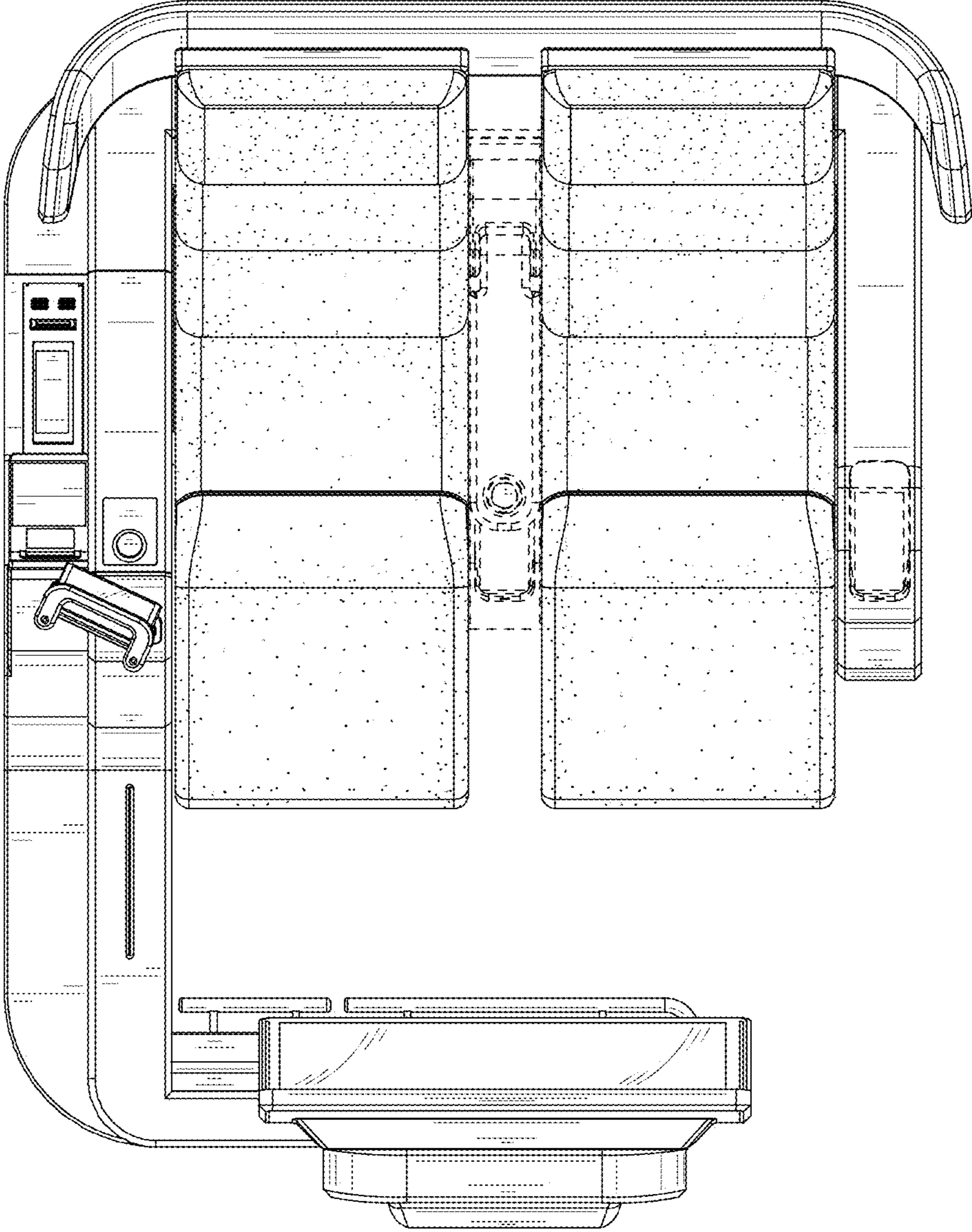


FIG. 6