



US00D889542S

(12) **United States Design Patent**
Morris

(10) **Patent No.:** **US D889,542 S**
(45) **Date of Patent:** **** Jul. 7, 2020**

(54) **WRITING TABLET**
(71) Applicant: **Kent Displays Inc.**, Kent, OH (US)
(72) Inventor: **Hunter Morris**, Kent, OH (US)
(73) Assignee: **Kent Displays Inc.**, Kent, OH (US)
(**) Term: **15 Years**
(21) Appl. No.: **29/684,815**
(22) Filed: **Mar. 25, 2019**

2,347,176 A * 4/1944 Doner A47G 1/215
40/757
D138,526 S * 8/1944 Spaldo D6/300
3,171,223 A * 3/1965 Josephson G09F 15/0012
40/530
4,277,903 A * 7/1981 Crossot A47G 1/1606
40/757
D308,227 S * 5/1990 Evenson D19/86
5,263,866 A * 11/1993 Campbell A63F 3/00533
434/247
D343,865 S * 2/1994 Pohl D12/191
D360,078 S * 7/1995 Sarkisian D6/300
5,430,965 A * 7/1995 Lai G09F 7/18
40/358
5,647,156 A * 7/1997 Hull G09F 1/10
283/34
5,743,414 A * 4/1998 Baudino B43K 23/001
211/69.1
D410,250 S * 5/1999 Robertson, Jr. D19/113
5,938,449 A * 8/1999 Masson B43L 1/12
434/365
5,997,309 A * 12/1999 Metheny B43L 1/008
434/408
D449,340 S * 10/2001 Beno D19/113

Related U.S. Application Data

(62) Division of application No. 29/627,247, filed on Nov. 24, 2017, now Pat. No. Des. 867,452.

Foreign Application Priority Data

May 24, 2017 (CN) 2017 3 01989129

(51) **LOC (12) Cl.** **19-06**

(52) **U.S. Cl.**
USPC **D19/113**

(58) **Field of Classification Search**
USPC D19/75, 91, 20-24, 113, 114; D20/10,
D20/39, 40, 41, 42; D25/140, 141;
D10/61; D6/310, 311, 643, 683
CPC B43L 1/00; B43L 1/008; B43L 1/08; B43L
1/04; B43L 5/00; B43L 5/02; G09F 1/12;
G09F 15/00; G09F 15/0006; G09F
15/0068; G09F 15/0012; G09F
2007/1834; G09F 2007/1856

See application file for complete search history.

(56) **References Cited**

U.S. PATENT DOCUMENTS

67,245 A * 7/1867 Alcorn B43L 1/00
434/415
D122,771 S * 10/1940 Doner D6/300

(Continued)

Primary Examiner — Elizabeth A. Albert
(74) *Attorney, Agent, or Firm* — Serbinowski LLC


(57) **CLAIM**

The ornamental design for a writing tablet, as shown and described.

DESCRIPTION

FIG. 1 is a front view of a writing tablet of my new design including a stylus;
FIG. 2 is a top view thereof;
FIG. 3 is a bottom view thereof;
FIG. 4 is a left side view thereof; and,
FIG. 5 is a right side view thereof.

1 Claim, 5 Drawing Sheets



(56)

References Cited

U.S. PATENT DOCUMENTS

6,364,126 B1 * 4/2002 Enriquez G09F 1/10
211/10
6,802,145 B2 * 10/2004 Sparkowski G09F 7/18
40/606.18
8,075,982 B2 * 12/2011 Donahue A63H 33/38
362/602
D733,710 S * 7/2015 Huebner D14/341
9,143,127 B2 * 9/2015 Tamura H03K 17/962
D747,412 S * 1/2016 Sachs D19/113
D785,706 S * 5/2017 Hoch D19/113
D792,518 S * 7/2017 Sachs D19/113
D812,050 S * 3/2018 Mitchell D14/341
2014/0263930 A1 * 9/2014 Huebner F16M 11/10
248/558
2016/0171721 A1 * 6/2016 Trachtenberg G09F 23/00
345/582

* cited by examiner




FIGURE 1




FIGURE 2.



FIGURE 3

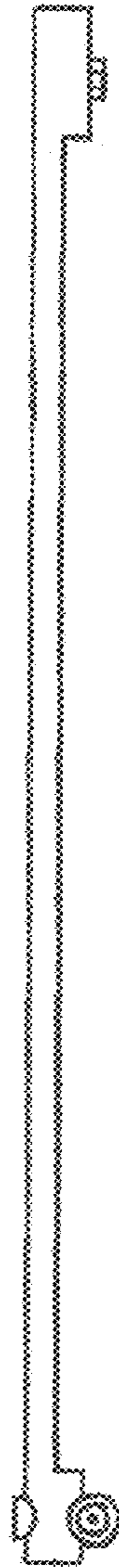


FIGURE 4



FIGURE 5