



US00D889540S

(12) **United States Design Patent** (10) **Patent No.:** **US D889,540 S**
Gamboa et al. (45) **Date of Patent:** **** Jul. 7, 2020**

(54) **FINANCIAL SERVICES CARD**

(74) *Attorney, Agent, or Firm* — Fish & Richardson P.C.

(71) Applicant: **United Services Automobile Association (USAA)**, San Antonio, TX (US)

(57) **CLAIM**

The ornamental design for a financial services card, as shown and described.

(72) Inventors: **Marco Antonio Gamboa**, San Antonio, TX (US); **Ronald Richard Watkins**, Boerne, TX (US); **Patrick Sturdivant**, San Antonio, TX (US); **Martha Rodriguez Hathorn**, San Antonio, TX (US); **Stephen Adam Cone**, Boerne, TX (US); **Rhealyn Nicole Yanta**, Poth, TX (US)

DESCRIPTION

FIG. 1 is a front view of an embodiment of our financial services card.

FIG. 2 is a back view of the embodiment of FIG. 1.

FIG. 3 is a top view of the embodiment of FIG. 1.

FIG. 4 is a bottom view of the embodiment of FIG. 1.

FIG. 5 is a right side view of the embodiment of FIG. 1.

FIG. 6 is a left side view of the embodiment of FIG. 1.

FIG. 7 is a front view of an embodiment of our financial services card.

FIG. 8 is a back view of the embodiment of FIG. 7.

FIG. 9 is a top view of the embodiment of FIG. 7.

FIG. 10 is a bottom view of the embodiment of FIG. 7.

FIG. 11 is a right side view of the embodiment of FIG. 7.

FIG. 12 is a left side view of the embodiment of FIG. 7.

FIG. 13 is a front view of an embodiment of our financial services card.

FIG. 14 is a back view of the embodiment of FIG. 13.

FIG. 15 is a top view of the embodiment of FIG. 13.

FIG. 16 is a bottom view of the embodiment of FIG. 13.

FIG. 17 is a right side view of the embodiment of FIG. 13.

FIG. 18 is a left side view of the embodiment of FIG. 13.

FIG. 19 is a front view of an embodiment of our financial services card.

FIG. 20 is a back view of the embodiment of FIG. 19.

FIG. 21 is a top view of the embodiment of FIG. 19.

FIG. 22 is a bottom view of the embodiment of FIG. 19.

FIG. 23 is a right side view of the embodiment of FIG. 19.

FIG. 24 is a left side view of the embodiment of FIG. 19.

FIG. 25 is a front view of an embodiment of our financial services card.

FIG. 26 is a back view of the embodiment of FIG. 25.

FIG. 27 is a top view of the embodiment of FIG. 25.

FIG. 28 is a bottom view of the embodiment of FIG. 25.

FIG. 29 is a right side view of the embodiment of FIG. 25.

FIG. 30 is a left side view of the embodiment of FIG. 25.

(Continued)

(73) Assignee: **United Services Automobile Association (USAA)**, San Antonio, TX (US)

(*) Notice: This patent is subject to a terminal disclaimer.

(**) Term: **15 Years**

(21) Appl. No.: **29/660,023**

(22) Filed: **Aug. 14, 2018**

(51) **LOC (12) Cl.** **19-08**

(52) **U.S. Cl.**
USPC **D19/9**

(58) **Field of Classification Search**
USPC D19/1–12, 20–34, 100;
40/124.01–124.15, 672, 661, 726, 776,
(Continued)

(56) **References Cited**

U.S. PATENT DOCUMENTS

D287,027 S * 12/1986 Stiler D19/10
D798,385 S * 9/2017 Yoo D19/10

(Continued)

Primary Examiner — Abraham Bahta

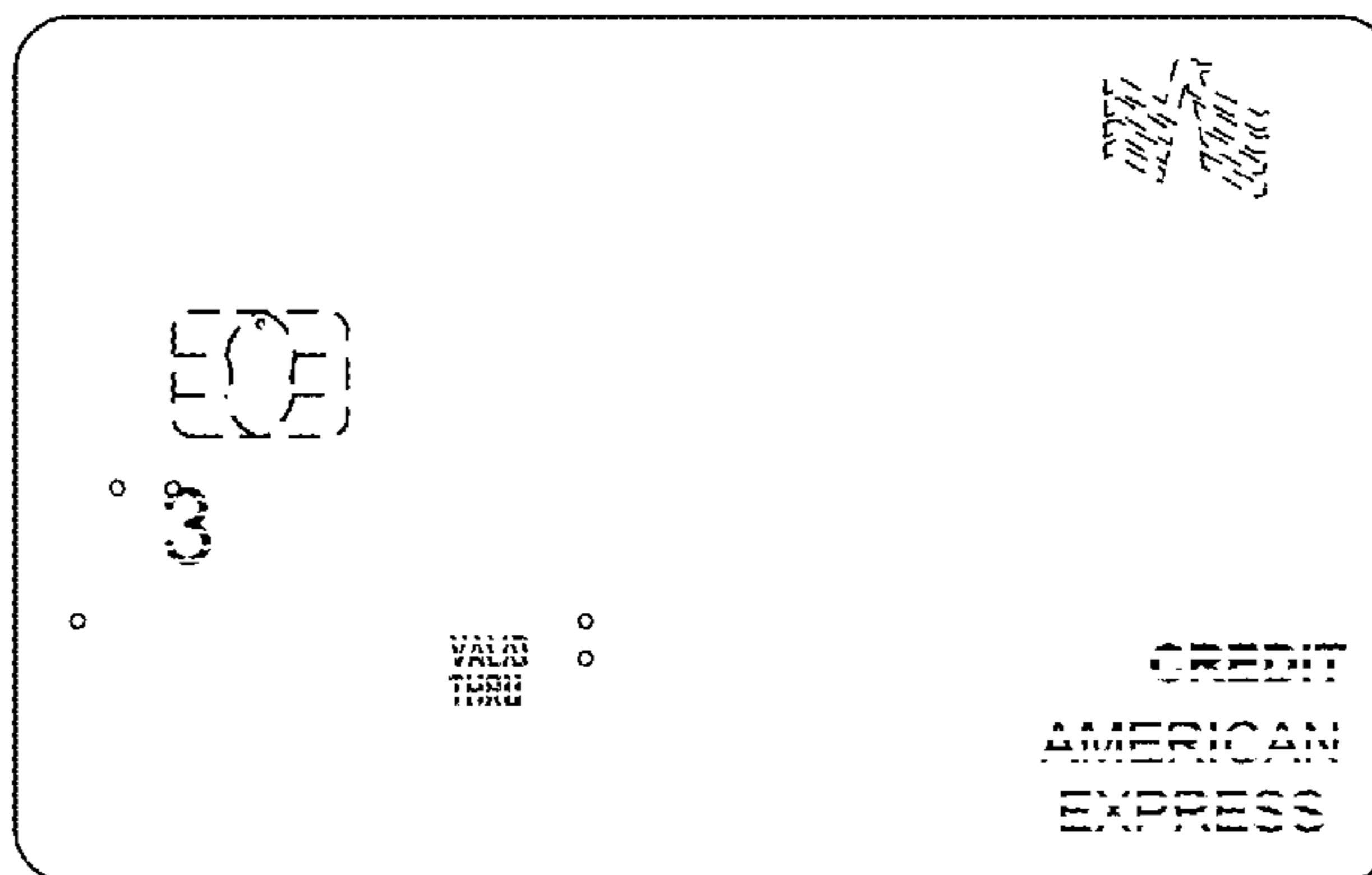
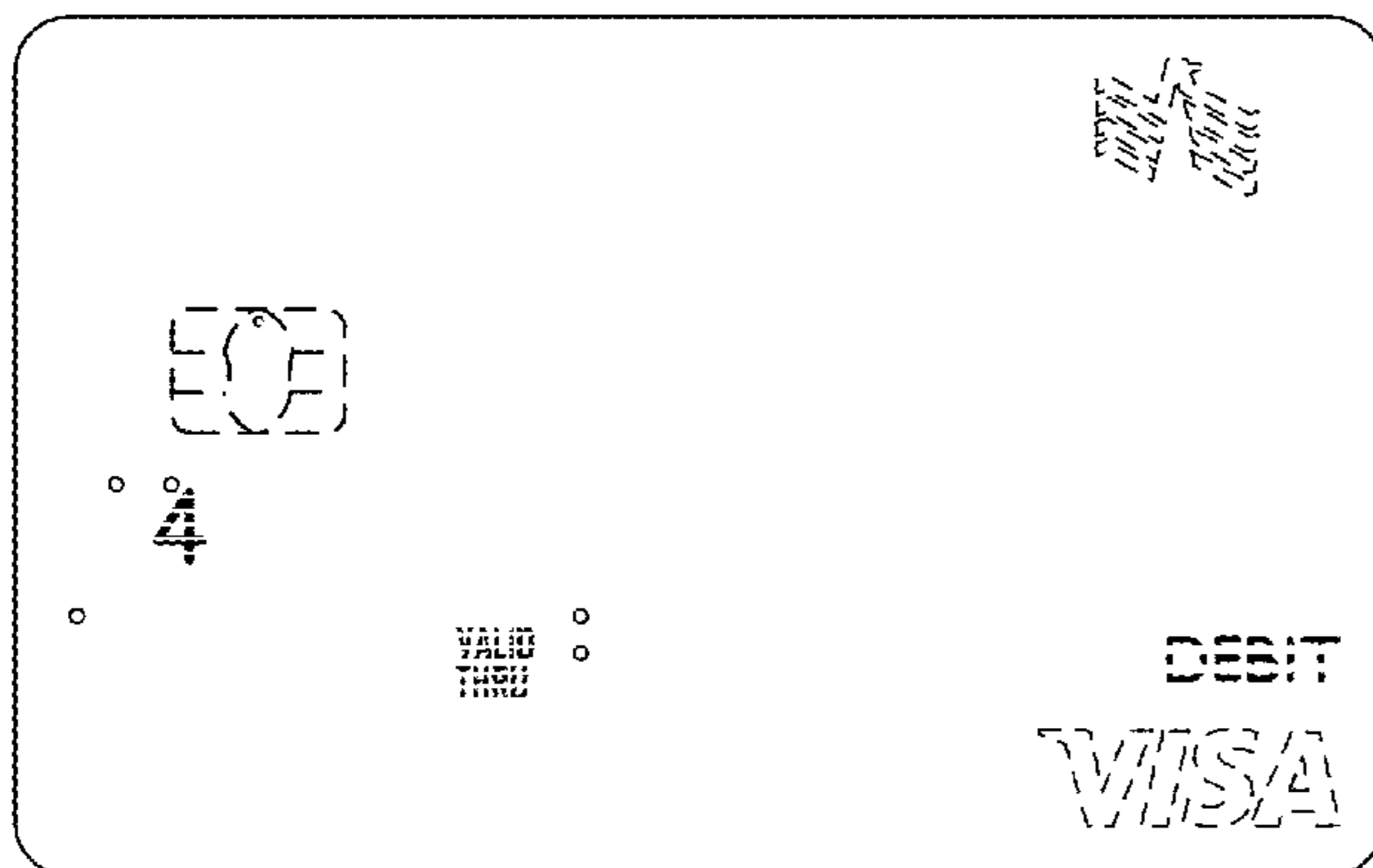


FIG. 31 is a front view of an embodiment of our financial services card.
 FIG. 32 is a back view of the embodiment of FIG. 31.
 FIG. 33 is a top view of the embodiment of FIG. 31.
 FIG. 34 is a bottom view of the embodiment of FIG. 31.
 FIG. 35 is a right side view of the embodiment of FIG. 31; and,
 FIG. 36 is a left side view of the embodiment of FIG. 31.
 The broken lines in FIGS. 1, 7, 13, 19, 25, and 31, showing a card chip, text, and a logo, are included for the purpose of illustrating environmental features of the financial services card that form no part of the claimed design.

1 Claim, 12 Drawing Sheets

(58) **Field of Classification Search**

USPC 40/617; 283/72, 74-75, 103, 105-117,
 283/82, 70, 94, 81, 907; 206/449;
 D21/385; D20/10, 22, 27, 40, 42, 11;

(56)

D14/435-437; 235/380, 382, 487, 493,
 235/488; D6/613, 583; 360/2; 702/158,
 702/86, 97, 163, 166, 170
 CPC B42D 15/00; B42D 15/022; B42D 15/027;
 B42D 15/042; B42D 15/045; B42D
 25/00; B42D 25/20; B42D 25/30; B42D
 25/23; B42D 25/26; B42D 25/29; B42D
 25/285; B42D 2033/00; B42D 2033/02;
 B42D 2033/04; B42D 2033/08; B42D
 2033/10; B42D 2033/18; B42D 2033/20;
 B42D 2033/22; B42D 2033/28

See application file for complete search history.

References Cited

U.S. PATENT DOCUMENTS

D803,373 S * 11/2017 Chou D23/366
 D835,715 S * 12/2018 Yoo D19/10
 * cited by examiner

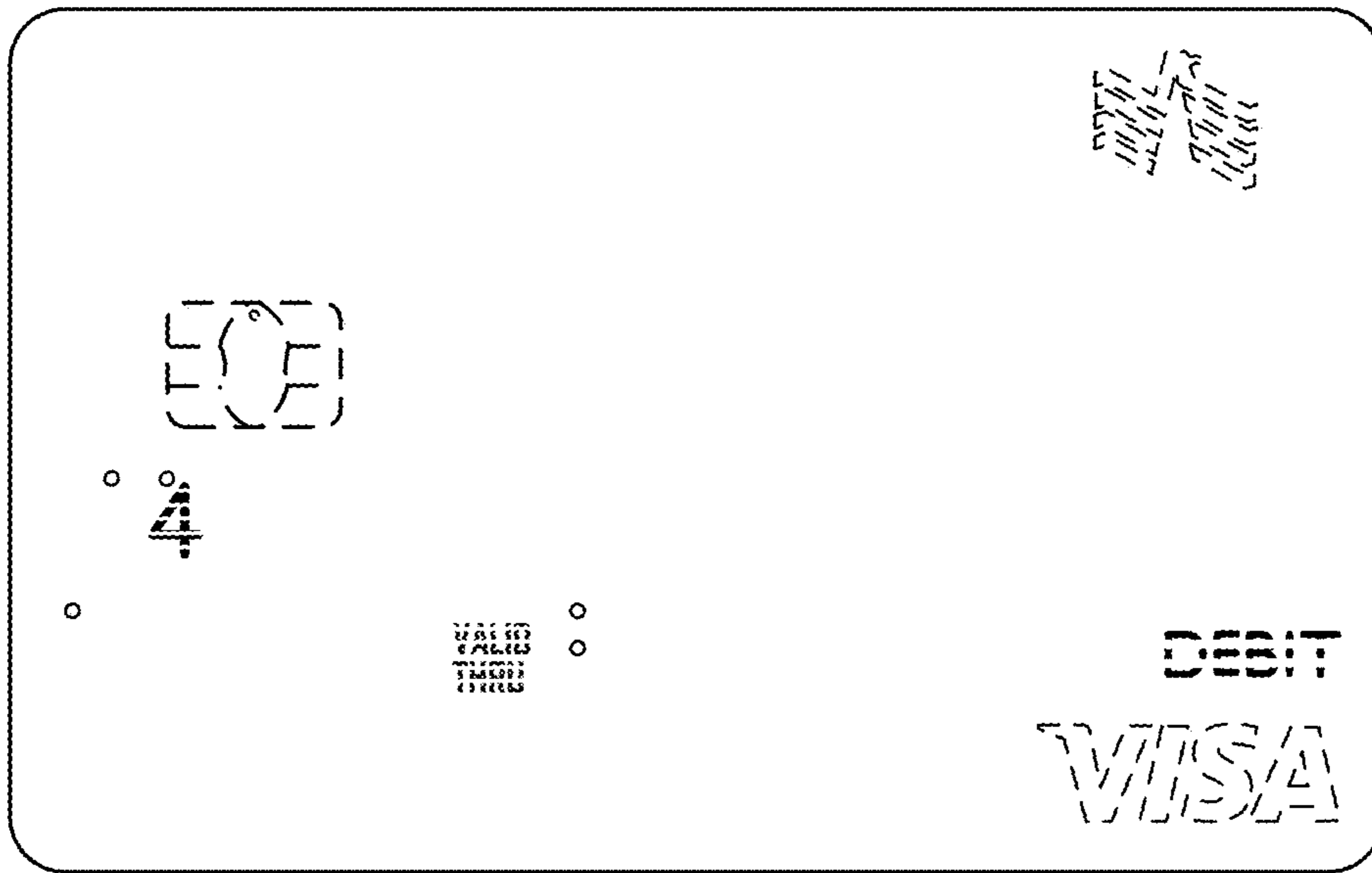


FIG. 1




FIG. 2




FIG. 3




FIG. 4



FIG. 5



FIG. 6

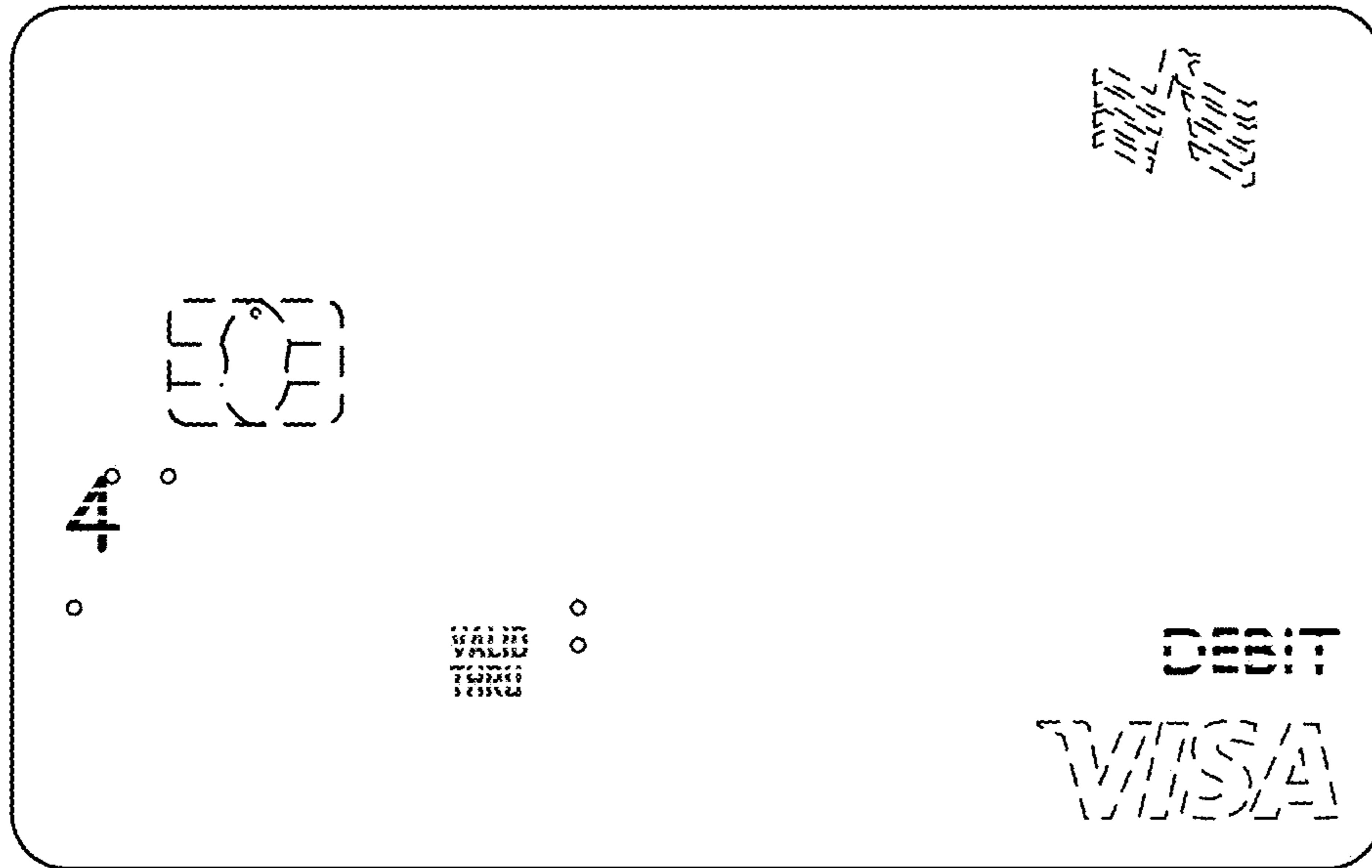


FIG. 7




FIG. 8



FIG. 9



FIG. 10



FIG. 11



FIG. 12

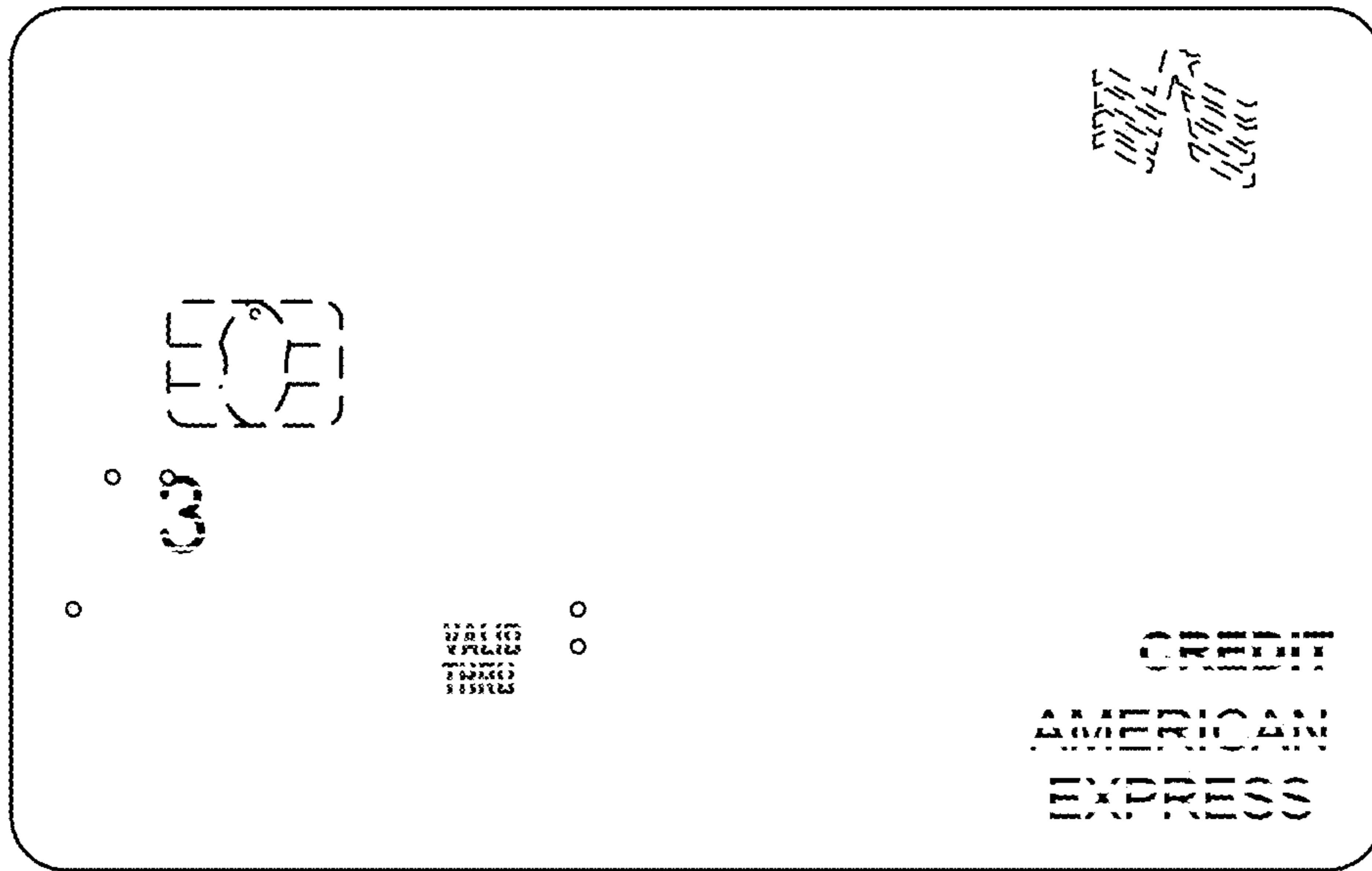


FIG. 13




FIG. 14



FIG. 15



FIG. 16



FIG. 17



FIG. 18

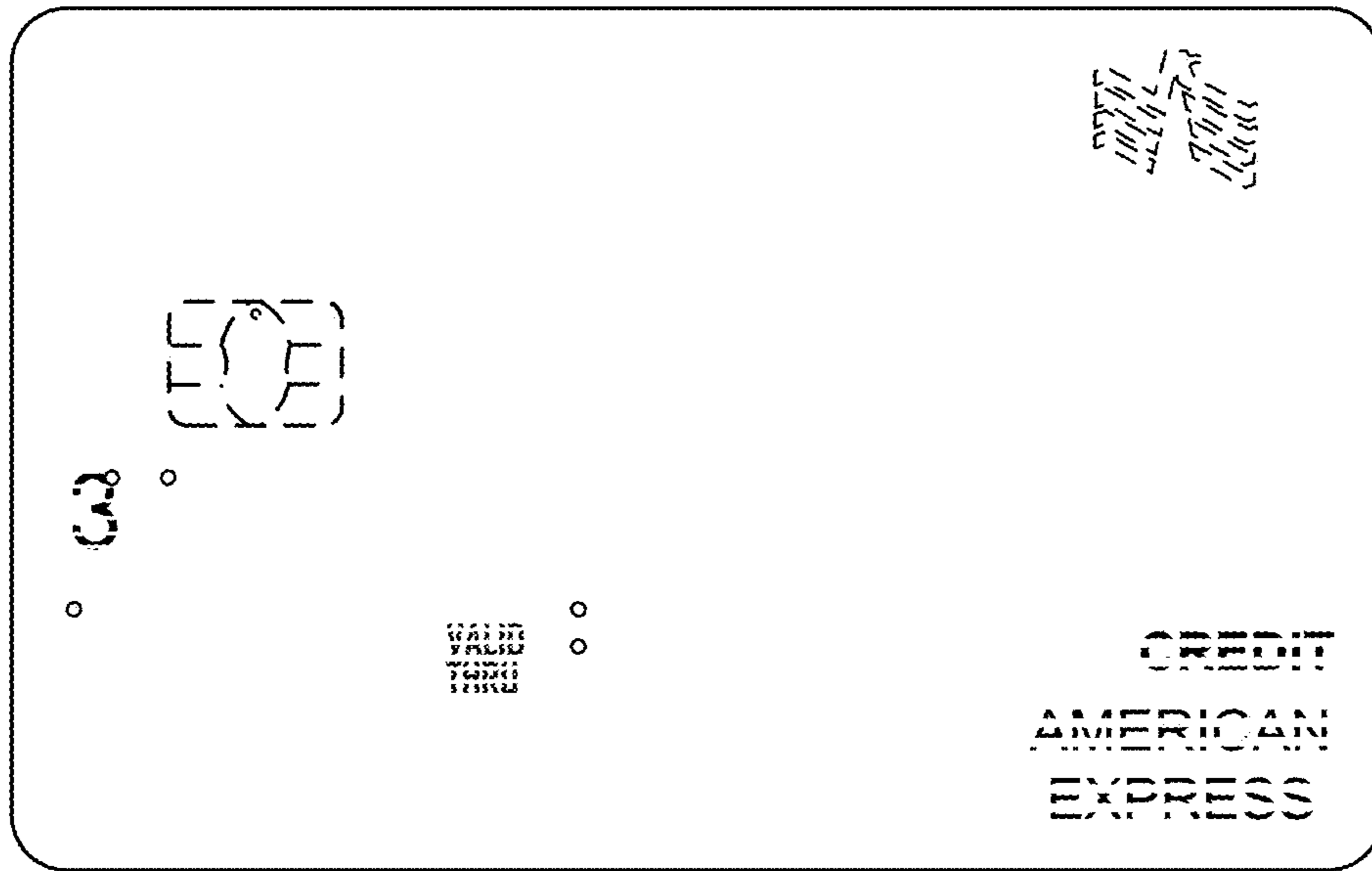


FIG. 19




FIG. 20




FIG. 21




FIG. 22



FIG. 23



FIG. 24

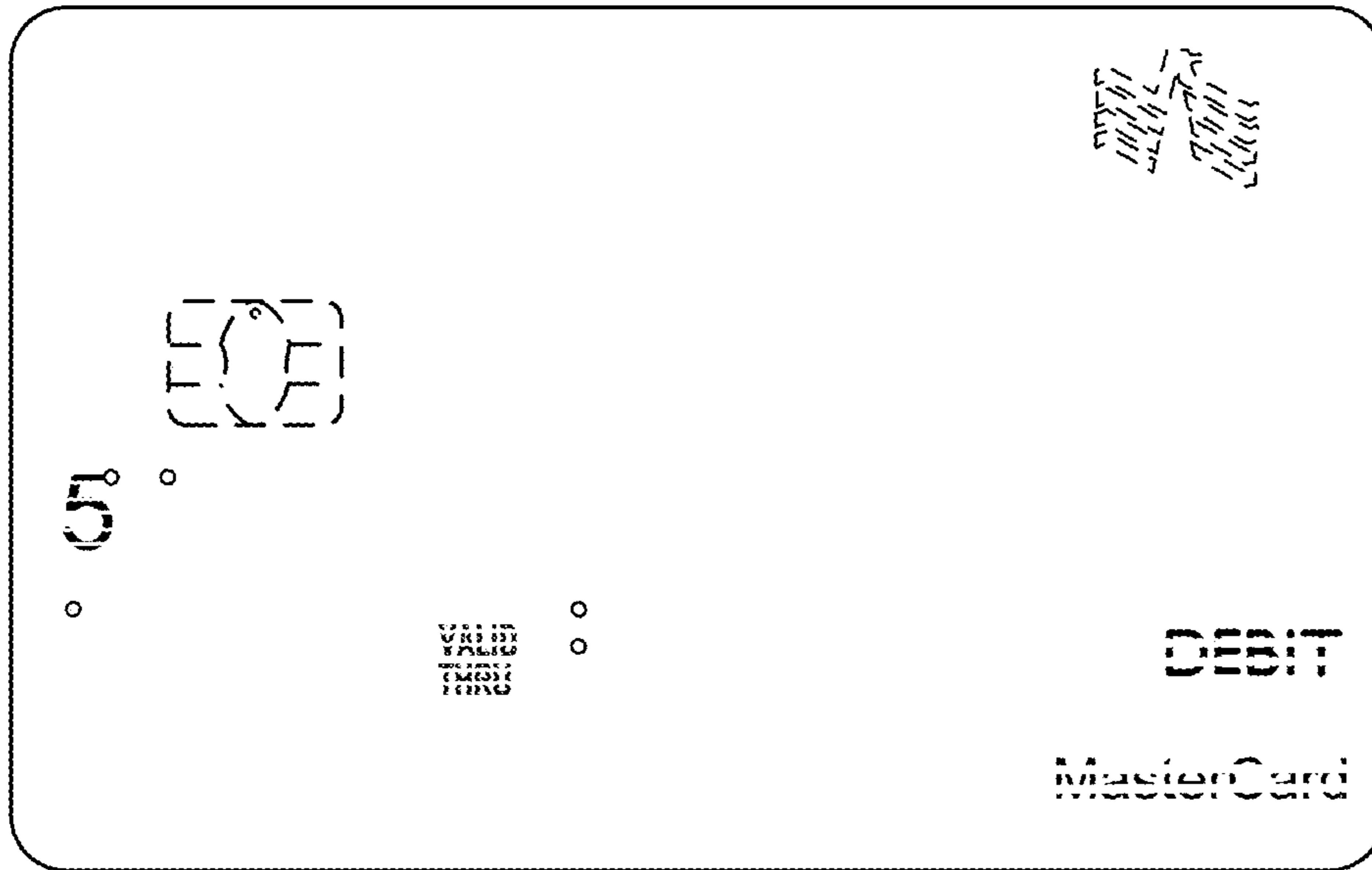


FIG. 25



FIG. 26



FIG. 27



FIG. 28



FIG. 29



FIG. 30

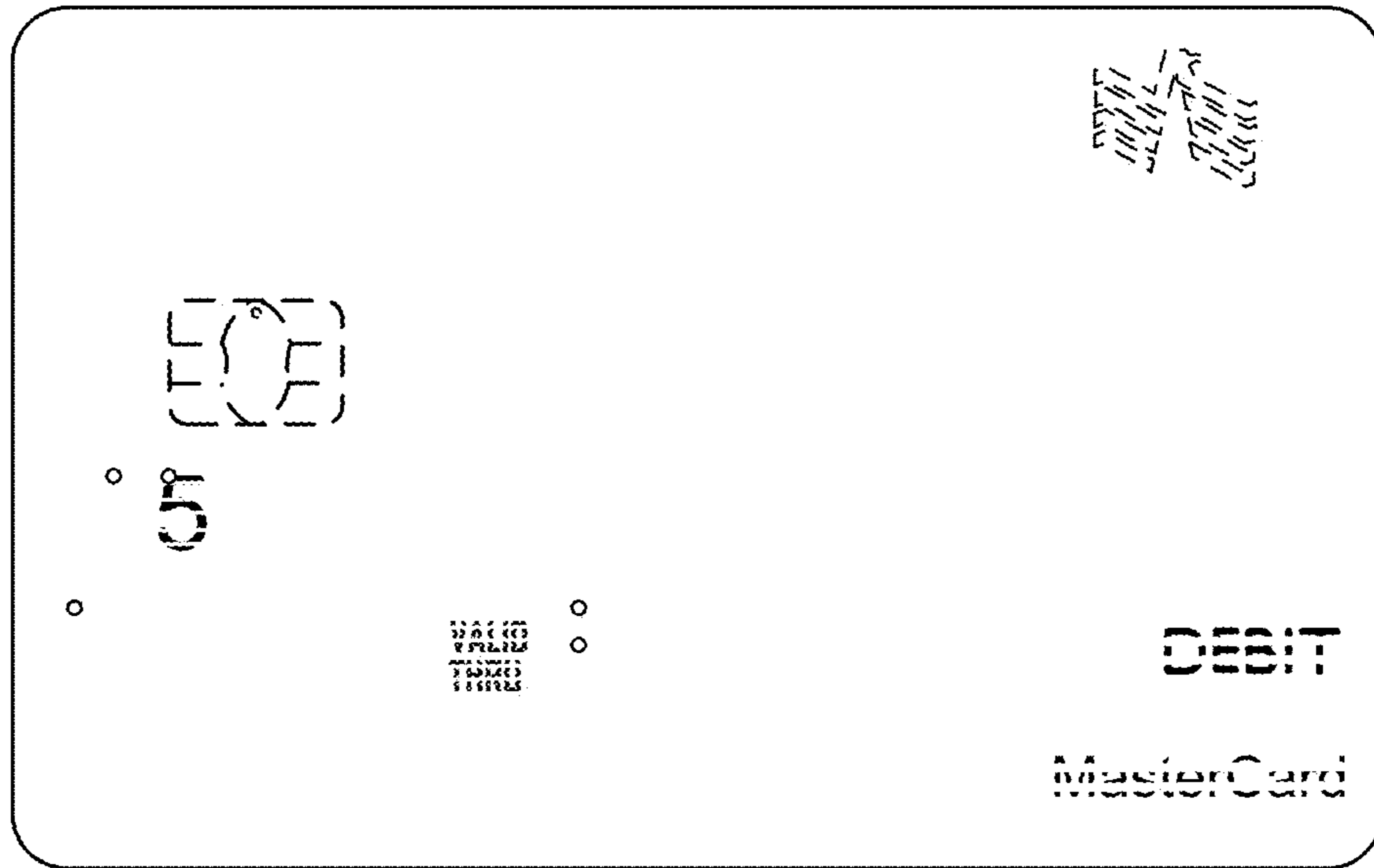


FIG. 31




FIG. 32



FIG. 33



FIG. 34



FIG. 35



FIG. 36