



US00D889471S

(12) **United States Design Patent**
Zhang

(10) **Patent No.:** **US D889,471 S**
(45) **Date of Patent:** **** Jul. 7, 2020**

(54) **USB HUB**

(71) Applicant: **Shenzhen Rongshenghui Technology Co., Ltd.**, Shenzhen (CN)

(72) Inventor: **Huanhui Zhang**, Shenzhen (CN)

(73) Assignee: **SHENZHEN RONGSHENGHUI TECHNOLOGY CO., LTD.**, Shenzhen (CN)

(**) Term: **15 Years**

(21) Appl. No.: **29/673,395**

(22) Filed: **Dec. 14, 2018**

(30) **Foreign Application Priority Data**

Dec. 7, 2018 (CN) 2018 3 0708346

(51) **LOC (12) Cl.** **14-99**

(52) **U.S. Cl.**
USPC **D14/433**

(58) **Field of Classification Search**
USPC D14/240, 242, 356, 357, 358, 378, 383, D14/384, 385, 386, 433, 434, 435.1, D14/480.1, 480.3, 480.4, 480.5, 480.6, D14/480.7, 159; D13/103, 107, 108, 110, D13/146, 139.6–139.8, 147, 184, D13/137.1–137.4, 139.1–139.5; D18/12, D18/12.1, 12.3
CPC H01R 25/003; H01R 25/006; H01R 27/02; H01R 31/005; H01R 13/60; H01R 13/6658; H01R 13/72; G06F 1/1607; G06F 1/1632; G06F 1/1684; G06F 1/266; G06F 11/325; G06F 13/00; G06F 13/12; G06F 13/14; G06F 13/20; G06F 13/382; G06F 13/4022; G06F 9/4413
See application file for complete search history.

(56) **References Cited**

U.S. PATENT DOCUMENTS

D381,316 S *	7/1997	Yu	D13/139.8
D397,089 S *	8/1998	Gargano	D13/139.8
D581,874 S *	12/2008	Zhou	D13/139.6
D682,789 S *	5/2013	Au	D13/137.3
D763,185 S *	8/2016	Wen	D13/103
D780,116 S *	2/2017	Bing	D13/107
D791,138 S *	7/2017	Eliyahu	D14/435.1
D797,675 S *	9/2017	Xu	D13/139.6
D799,423 S *	10/2017	Eliyahu	D13/108
D801,276 S *	10/2017	Lin	D13/139.7

(Continued)

OTHER PUBLICATIONS

“The Best USB and USB-C Hubs,” online, post date Aug. 15, 2018, URL: <https://uk.pcmag.com/hubs-usbethernet/116906/the-best-usb-and-usb-c-hubs>, retrieved Feb. 25, 2020.*

(Continued)

Primary Examiner — Jeffrey D Asch
Assistant Examiner — Rebekah A Caruso

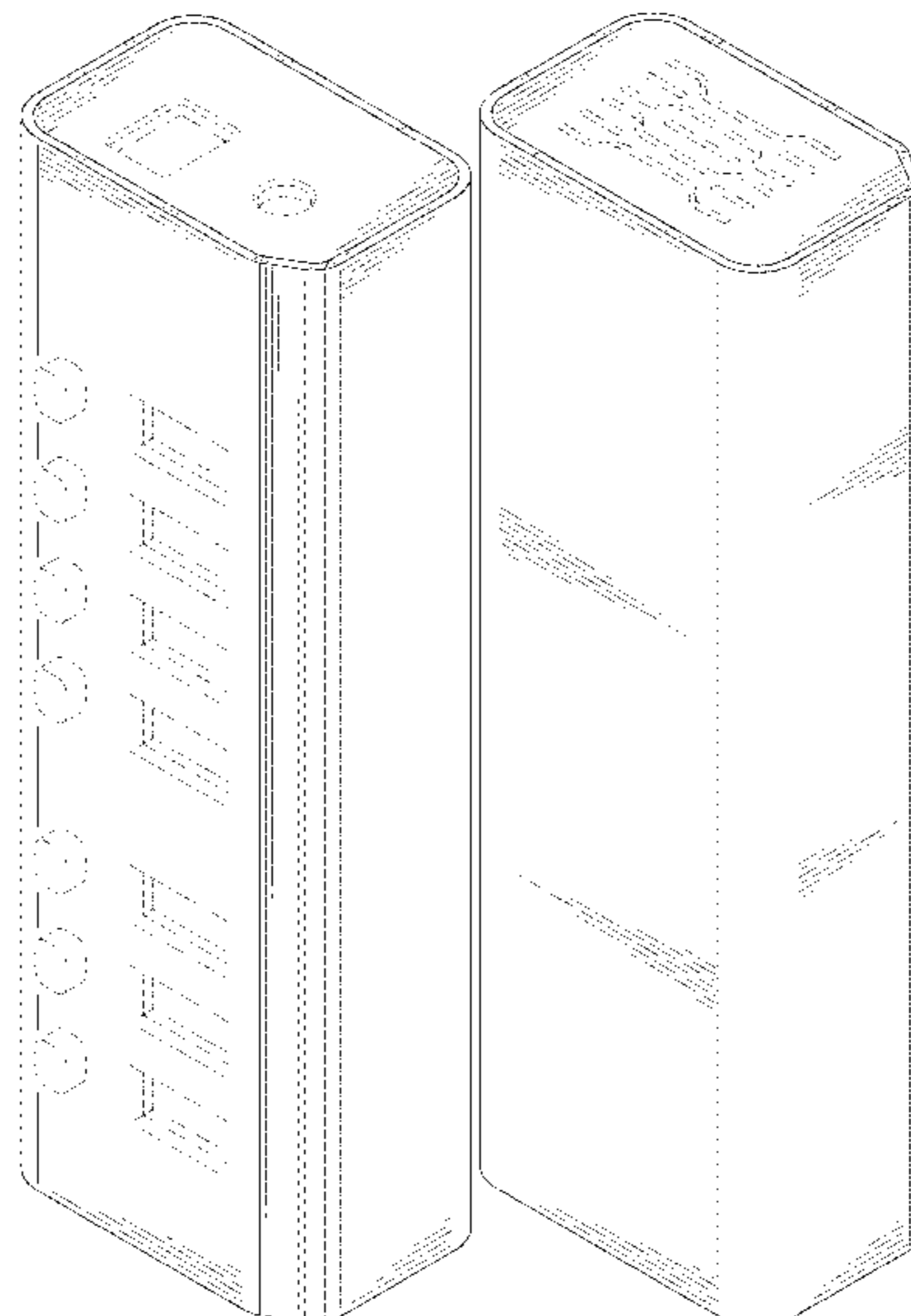
(57) **CLAIM**

The ornamental design for a USB hub, as shown and described.

DESCRIPTION

FIG. 1 is a perspective view of a USB hub showing my new design;
FIG. 2 is another perspective view thereof;
FIG. 3 is a front elevational view thereof;
FIG. 4 is a rear elevational view thereof;
FIG. 5 is a left side elevational view thereof;
FIG. 6 is a right side elevational view thereof;
FIG. 7 is a top plan view thereof; and,
FIG. 8 is a bottom plan view thereof.
The broken lines in the drawings are for the purpose of illustrating portions of the USB hub that form no part of the claimed design.

1 Claim, 8 Drawing Sheets



(56)

References Cited

U.S. PATENT DOCUMENTS

D804,419 S * 12/2017 Hayes D13/139.4
D816,038 S * 4/2018 Lu D13/137.3
D826,942 S * 8/2018 Lu D14/433
D828,304 S * 9/2018 Chen D13/139.8
D834,580 S * 11/2018 Wang D14/435.1
D837,736 S * 1/2019 Liao D13/139.7
D849,686 S * 5/2019 Byrne D13/137.2
D852,749 S * 7/2019 Wang D13/139.8
D853,397 S * 7/2019 Wang D14/435.1
D856,937 S * 8/2019 Rupert D13/139.4
D858,442 S * 9/2019 Byrne D13/110
D863,310 S * 10/2019 Liao D14/433
D866,558 S * 11/2019 Shim D14/435
2016/0202743 A1 * 7/2016 Li H02M 1/10
710/313

OTHER PUBLICATIONS

SmartDelux Powered USB Hub, Amazon online, date first listed on Amazon Sep. 28, 2017, URL: <https://www.amazon.com/SmartDelux-Powered-USB-Hub-Charging/dp/B01N9SOBKH/>, retrieved Mar. 11, 2020.*

7 Port USB Hub with Individual Power Switches, YouTube online, post date Dec. 30, 2012, URL: https://www.youtube.com/watch?v=9KH_fUr5inc, retrieved Mar. 10, 2020.*

Item review—7-Ports USB 2.0 Hub, YouTube online, post date Jan. 23, 2016, URL: <https://www.youtube.com/watch?v=0PEC3D45pEA>, retrieved Mar. 10, 2020.*

* cited by examiner

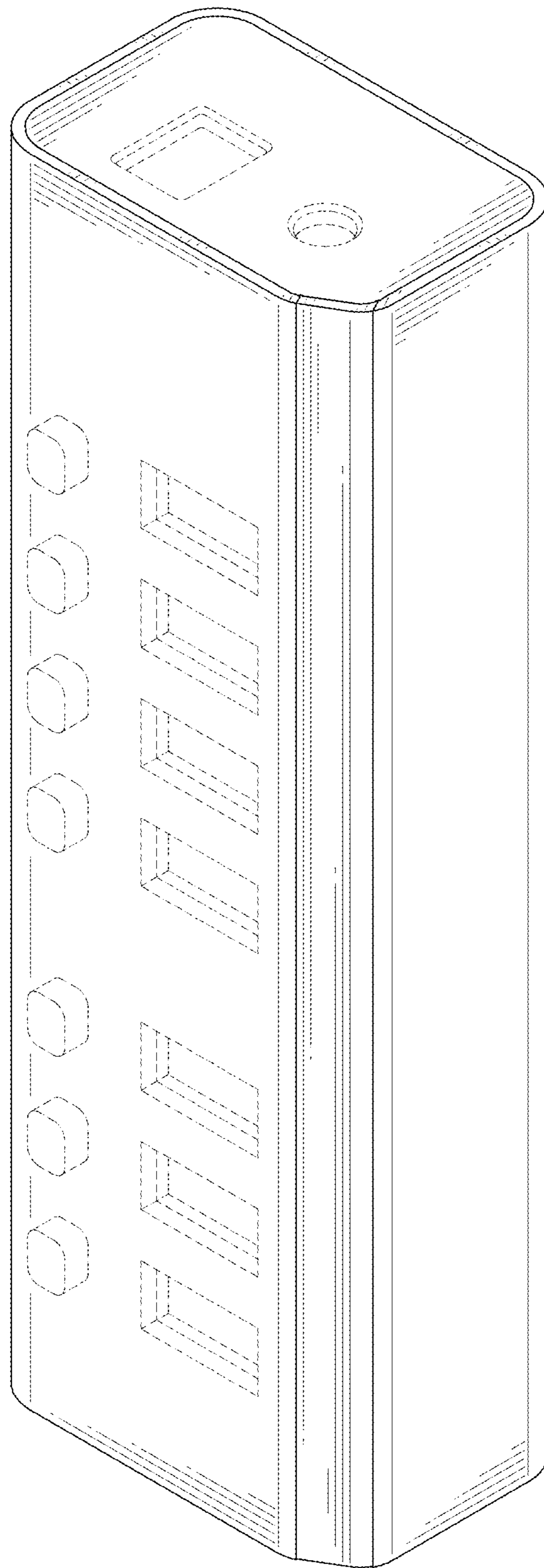


FIG. 1

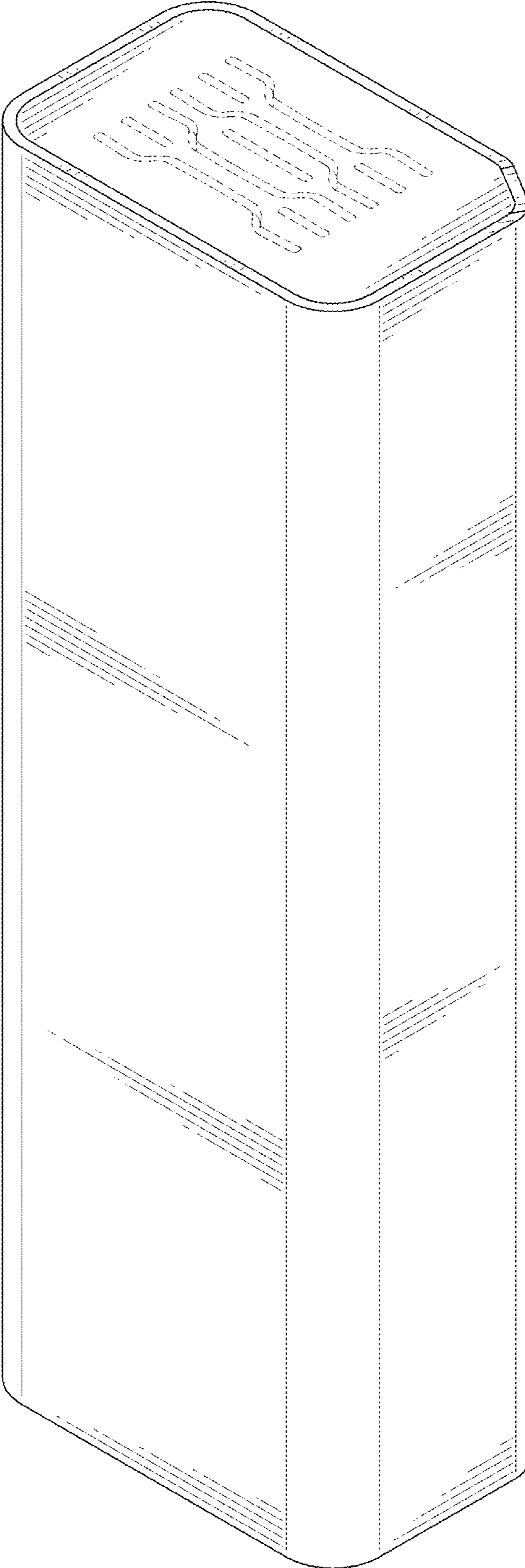


FIG. 2

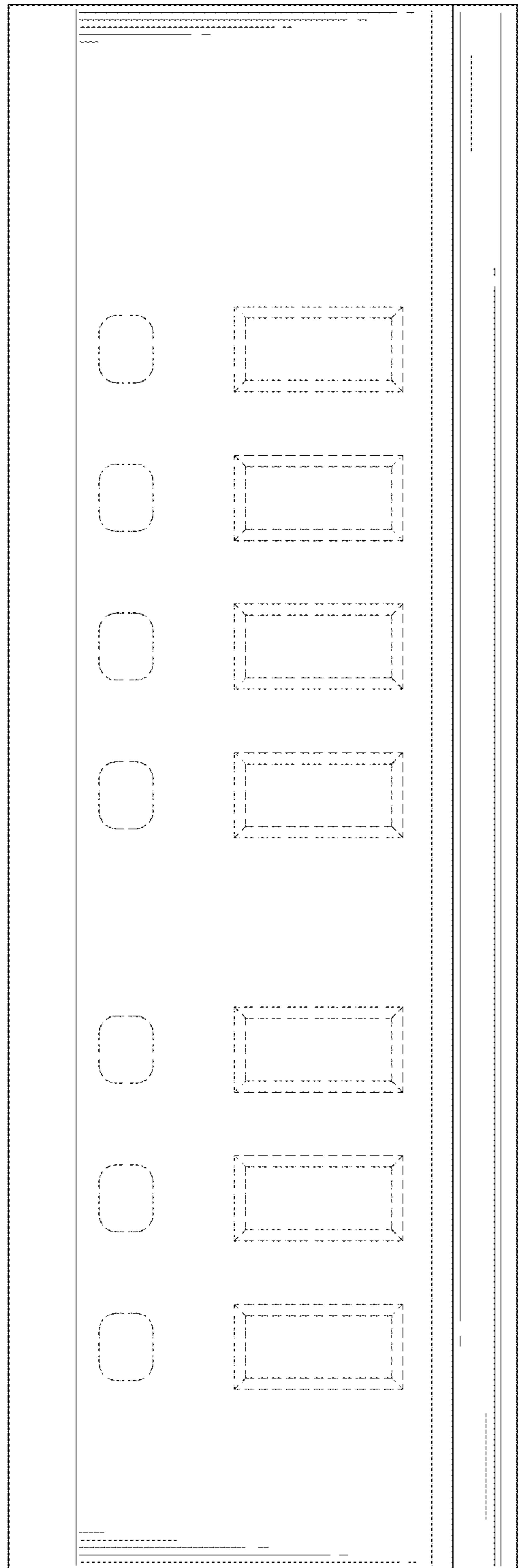


FIG. 3




FIG. 4




FIG. 5




FIG. 6

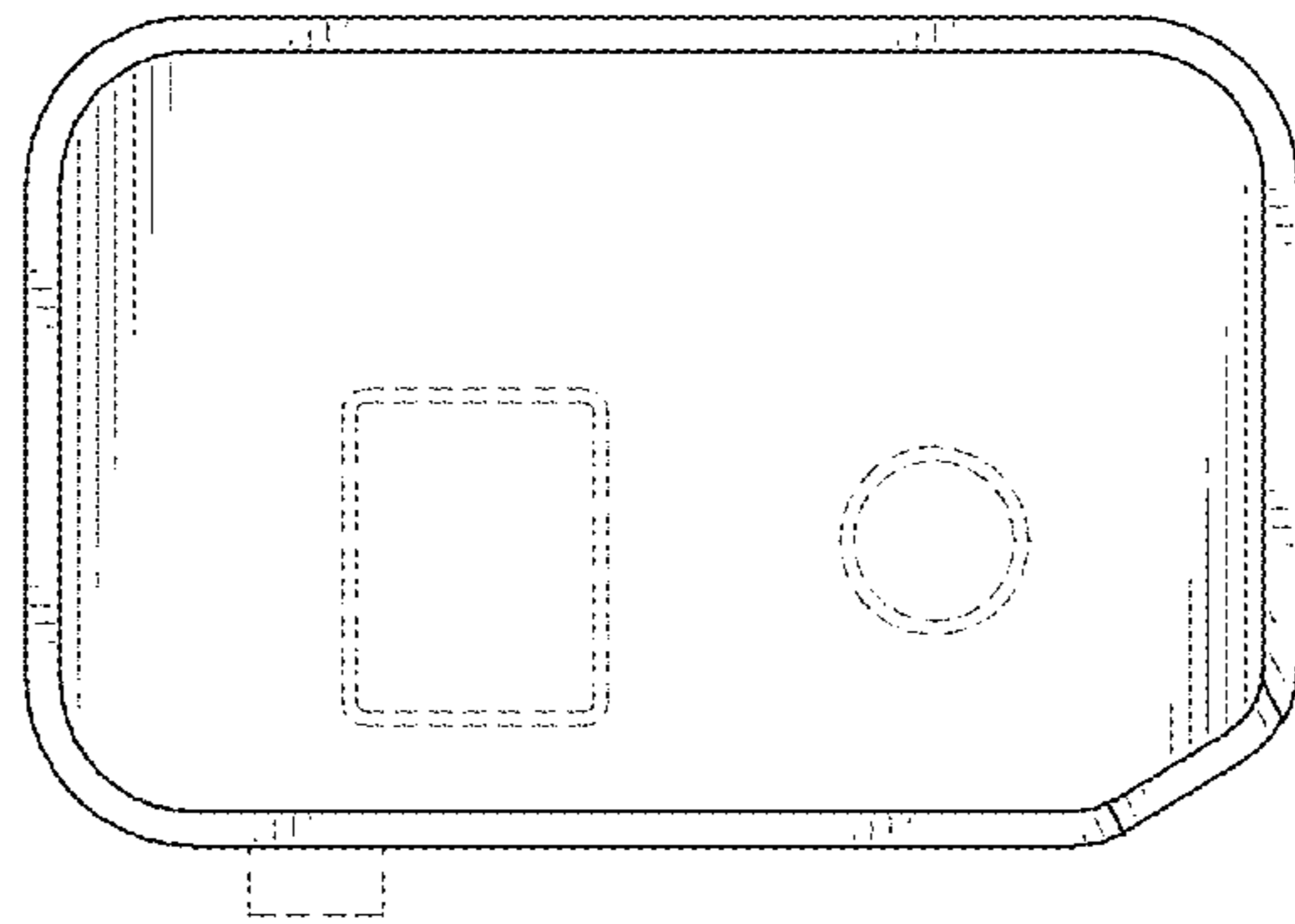


FIG. 7

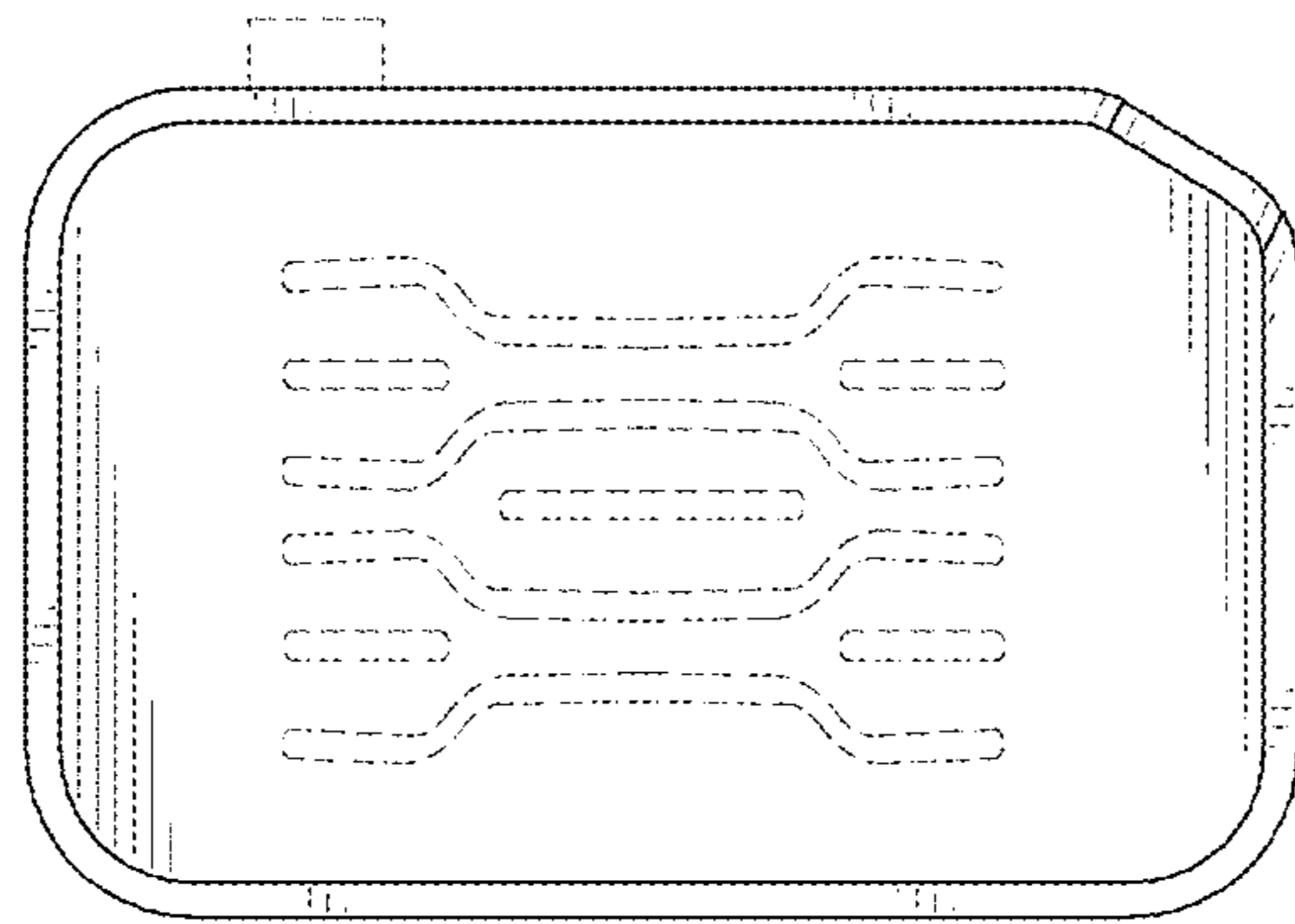


FIG. 8