



US00D889442S

(12) **United States Design Patent**
Bovin et al.

(10) **Patent No.:** **US D889,442 S**
(45) **Date of Patent:** **** Jul. 7, 2020**

(54) **MICROPHONE**
(71) Applicant: **G.R.A.S. Sound & Vibration A/S,**
Holte (DK)
(72) Inventors: **Jonas Kabell Bovin,** Virum (DK);
Rene Møller Jensen, Valby (DK)
(73) Assignee: **G.R.A.S. Sound & Vibration A/S,**
Holte (DK)
(**) Term: **15 Years**
(21) Appl. No.: **29/669,456**
(22) Filed: **Nov. 8, 2018**

(30) **Foreign Application Priority Data**
Jun. 19, 2018 (EM) 005316304-0001
(51) **LOC (12) Cl.** **14-01**
(52) **U.S. Cl.**
USPC **D14/228**
(58) **Field of Classification Search**
USPC D14/228, 225, 155; D21/513; 181/150,
181/153, 154, 158, 242, 199; 381/356,
381/355, 174, 186, 313, 190, 122,
381/168-170, 357, 155, 154, 322, 312;
455/90.3, 575.1, 569.1
CPC . H04R 25/00; H04R 1/02; H04R 9/08; H04R
3/00; H04R 1/04; H04R 1/08; H04R
1/32; H04R 1/34; H04R 7/00; H04R
19/04
See application file for complete search history.

(56) **References Cited**
U.S. PATENT DOCUMENTS
D190,864 S * 7/1961 Deschamps D14/228
3,201,530 A * 8/1965 Levy H04R 1/08
381/91
D205,403 S * 8/1966 Wilson D14/228


D209,515 S * 12/1967 Thomsen D14/228
D210,209 S * 2/1968 Fischer D13/199
3,564,416 A * 2/1971 Price H04B 5/06
455/95
3,646,281 A * 2/1972 McGunigle H04R 1/222
381/427
3,718,862 A * 2/1973 Norris H04B 5/06
455/95
D227,907 S * 7/1973 Kainass D14/228
D228,193 S * 8/1973 Prayne D14/228
4,002,859 A * 1/1977 Schoeps H04R 1/04
381/113
4,344,184 A * 8/1982 Edwards H04B 1/04
343/702
4,396,800 A * 8/1983 McDonnell H04R 3/005
379/167.01
D278,625 S * 4/1985 Mathiasen D14/228
(Continued)

Primary Examiner — Paula Allen Greene
(74) *Attorney, Agent, or Firm* — Merchant & Gould P.C.

(57) **CLAIM**
The ornamental design for a microphone, as shown and described.

DESCRIPTION
The application file contains at least one drawing executed in color. Copies of this patent application publication with color drawings will be provided by the Office upon request and payment of the necessary fee. The broken lines depict environment that forms no part of the claimed design.
FIG. 1 is a top view of a microphone showing our new design;
FIG. 2 is a left side view thereof;
FIG. 3 is is a bottom view thereof;
FIG. 4 is is a right side view thereof;
FIG. 5 is is a perspective view thereof;
FIG. 6 is is a front view thereof; and,
FIG. 7 is a back view thereof.

1 Claim, 7 Drawing Sheets
(6 of 7 Drawing Sheet(s) Filed in Color)



(56)

References Cited

U.S. PATENT DOCUMENTS

D296,435 S *	6/1988	Kubota	D14/228	D531,171 S *	10/2006	Gustafson	D14/228
4,789,044 A *	12/1988	Akino	H04R 1/38	7,286,680 B2 *	10/2007	Steeman	H04R 1/04
				181/158					381/174
4,910,795 A *	3/1990	McCowen	H04R 1/04	D573,588 S *	7/2008	Warren	D14/225
				455/95	D599,786 S *	9/2009	Metlen	D14/225
5,106,306 A *	4/1992	Ditzig	H01R 39/64	D628,560 S *	12/2010	Bodley	D14/217
				439/26	D628,993 S *	12/2010	Steyn	D14/225
5,319,164 A *	6/1994	Shen	H04R 1/025	D634,307 S *	3/2011	Arpe	D14/228
				181/150	8,737,661 B2 *	5/2014	Akino	H04R 1/406
D362,441 S *	9/1995	Mark	D14/216					381/174
D399,830 S *	10/1998	Nagai	D13/158	D707,661 S *	6/2014	Okita	D14/228
D407,407 S *	3/1999	Okon	D14/228	8,848,962 B2 *	9/2014	Akino	H04R 19/04
D442,932 S *	5/2001	Koike	D14/155					381/356
D442,936 S *	5/2001	Chan	D14/162	D722,166 S *	2/2015	Buehl	D14/228
6,671,382 B2 *	12/2003	Chen	H01R 35/02	D751,533 S *	3/2016	Godfrey	D14/228
				381/189	D791,742 S *	7/2017	Lai	D14/225
D487,451 S *	3/2004	Suzuki	D14/218	2011/0044477 A1 *	2/2011	Huang	H04R 1/083
6,721,432 B1 *	4/2004	Yamamoto	H04R 1/02					381/122
				381/355	2017/0078787 A1 *	3/2017	Akino	H04R 19/04
					2017/0149121 A1 *	5/2017	Zachara	H01Q 1/27

* cited by examiner




Figure 1




Figure 2




Figure 3




Figure 4



Figure 5




Figure 6

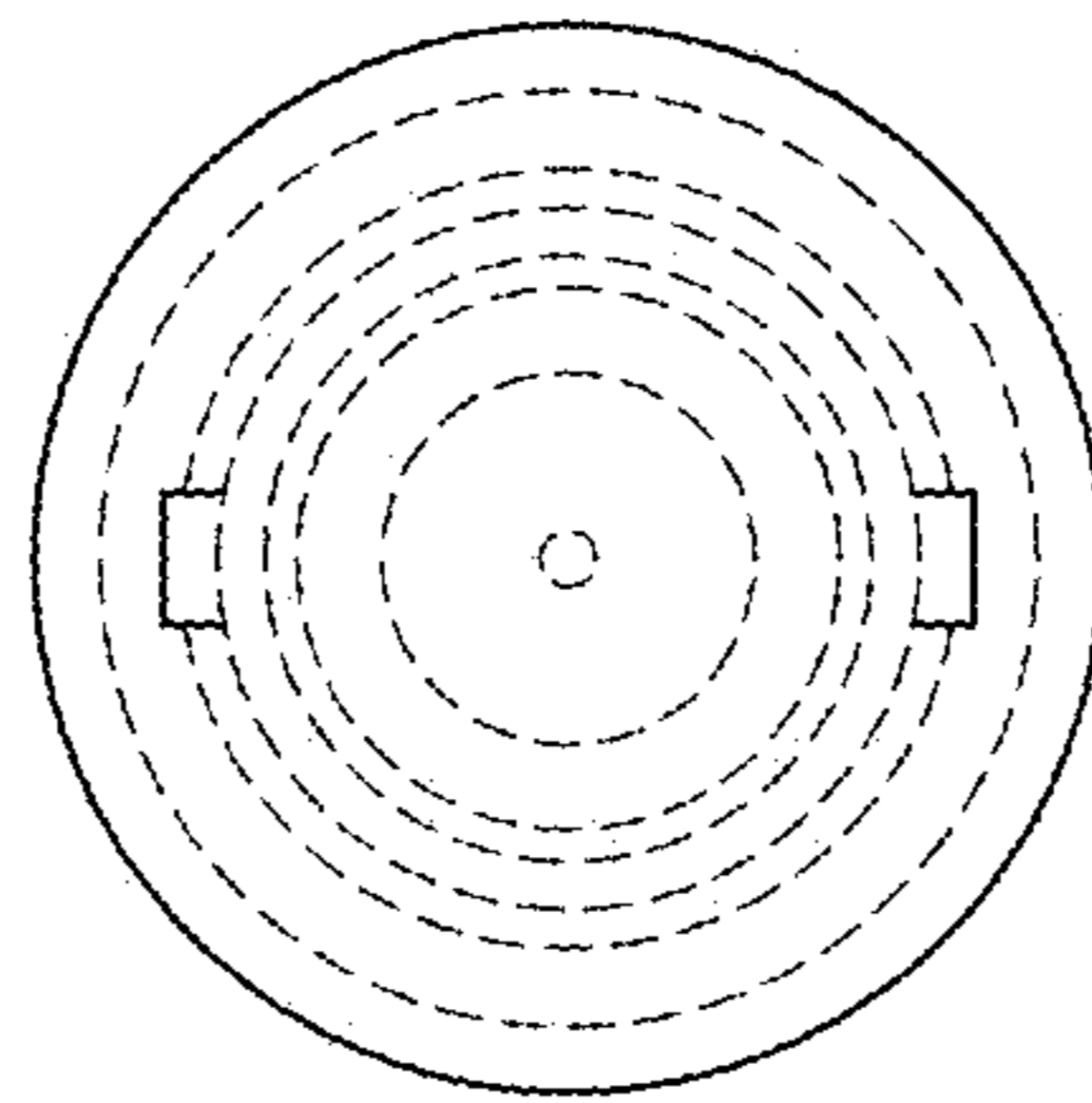


Figure 7