



US00D889437S

(12) **United States Design Patent**
Ando et al.

(10) **Patent No.:** **US D889,437 S**

(45) **Date of Patent:** **** Jul. 7, 2020**

(54) **EARPHONE**

(71) Applicant: **JVC KENWOOD CORPORATION**,
Yokohama-shi, Kanagawa (JP)

(72) Inventors: **Yui Ando**, Yokohama (JP); **Satoshi Yoshimura**, Yokohama (JP); **Takuya Arimoto**, Yokohama (JP); **Shuji Tanifuji**, Yokohama (JP); **Arwa Borsadwala**, Yokohama (JP)

(73) Assignee: **JVC KENWOOD CORPORATION**,
Yokohama-Shi, Kanagawa (JP)

(**) Term: **15 Years**

(21) Appl. No.: **29/679,531**

(22) Filed: **Feb. 7, 2019**

(30) **Foreign Application Priority Data**

Aug. 9, 2018 (JP) 2018-017484

(51) **LOC (12) Cl.** **14-01**

(52) **U.S. Cl.**
USPC **D14/223**

(58) **Field of Classification Search**
USPC D14/223, 205; 381/380; 455/90.3,
455/575.1, 569.1; D25/127, 141, 154, 45;
D8/107
CPC H04R 1/10; H04R 25/00; H04R 25/02;
H04R 1/105; H04R 1/1016; H04R
1/1066; H04R 1/20; H04R 1/1058; H04R
1/1091
See application file for complete search history.

(56) **References Cited**

U.S. PATENT DOCUMENTS

D197,400 S * 1/1964 Patriquin D8/302
D269,942 S * 8/1983 Coppola D8/308
D394,795 S * 6/1998 Diebel D8/308

D431,173 S * 9/2000 Durbin D8/308
D478,268 S * 8/2003 Trazzi D8/307
D583,212 S * 12/2008 Grohmann D8/308
8,345,912 B2 * 1/2013 Akihiko H04R 1/105
379/430
8,391,533 B2 * 3/2013 Sim H04R 1/1041
381/380
D687,418 S * 8/2013 Godfrey D14/223
8,515,116 B2 * 8/2013 Lee H04R 1/1041
381/338
D691,594 S * 10/2013 Akana D14/223
D706,643 S * 6/2014 Akana D9/432
D707,206 S * 6/2014 Akana H04R 1/10
D14/223
D711,857 S * 8/2014 Burgett D14/223
D712,279 S * 9/2014 Akana D9/721
D718,284 S * 11/2014 Shibusawa D14/223

(Continued)

FOREIGN PATENT DOCUMENTS

EM 006433298-0002 * 5/2019
EM 007761705-0001 * 3/2020

Primary Examiner — Paula Allen Greene

(74) *Attorney, Agent, or Firm* — Nath, Goldberg & Meyer; Jerald L. Meyer

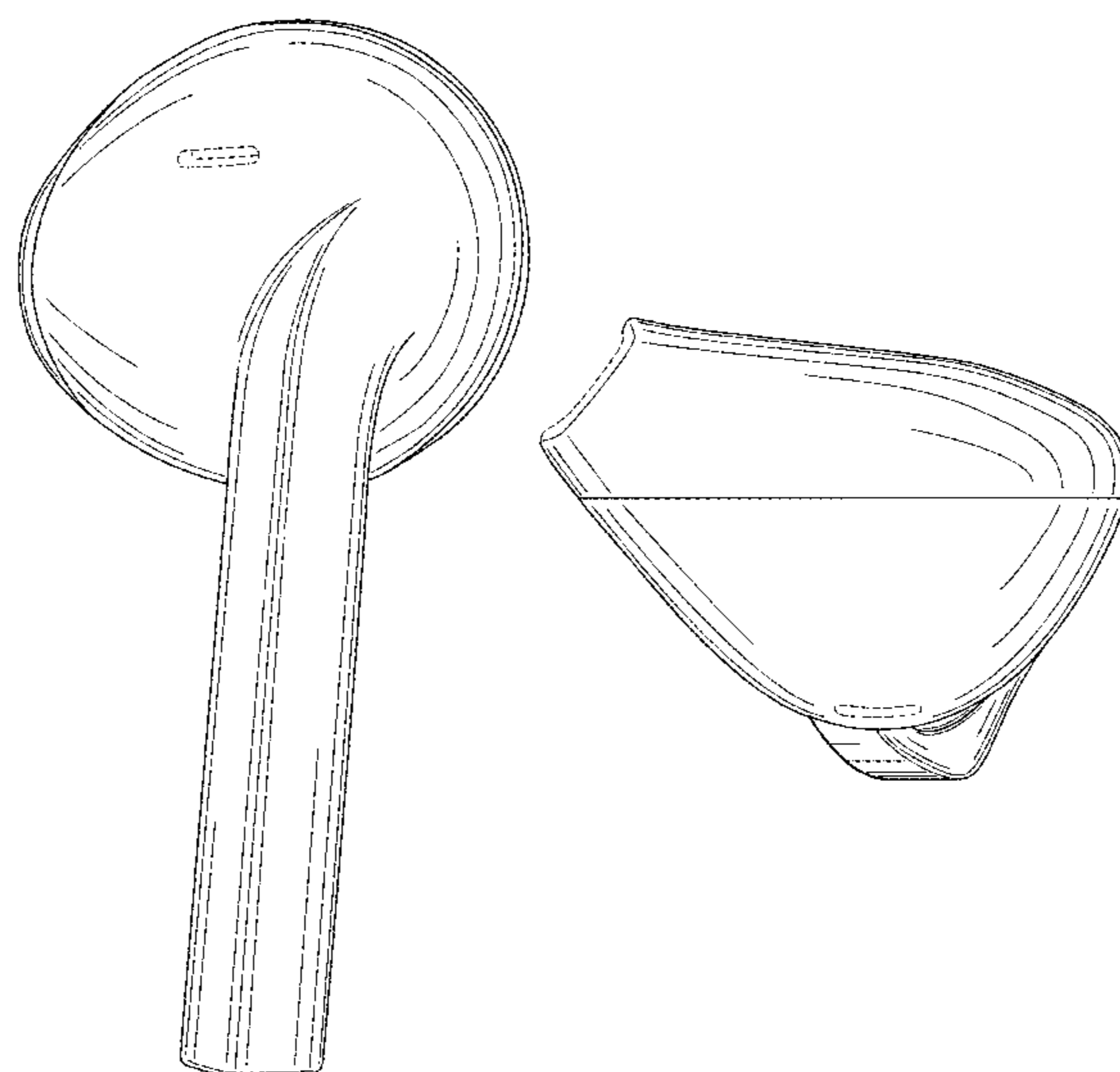
(57) **CLAIM**

The ornamental design for earphone, as shown and described.

DESCRIPTION

FIG. 1 is a perspective view of an earphone, FIG. 2 is a front elevational view thereof, FIG. 3 is a rear elevational view thereof, FIG. 4 is a top plan view thereof, FIG. 5 is a bottom plan view thereof, FIG. 6 is a left side elevational view thereof; and, FIG. 7 is a right side elevational view thereof. The broken lines in the drawings are for the purpose of illustrating portions of the earphone that form no part of the claimed design.

1 Claim, 5 Drawing Sheets



(56)

References Cited

U.S. PATENT DOCUMENTS

D718,285 S *	11/2014	Shibusawa	D14/223	D830,845 S *	10/2018	Arzano	D9/563
8,965,030 B2 *	2/2015	Aase	H04R 1/1058	D853,995 S *	7/2019	Cai	D14/223
				381/380	D861,647 S *	10/2019	Chen	D14/223
D728,533 S *	5/2015	Poulsen	D14/223	D869,445 S *	12/2019	Hu	D14/223
D732,007 S *	6/2015	Oksman	D14/223	D878,337 S *	3/2020	Yang	D14/223
D732,008 S *	6/2015	Akana	H04R 1/10	2012/0155692 A1 *	6/2012	Chen	H04R 1/1058
				D14/223					381/380
D733,101 S *	6/2015	Pi	D14/223	2012/0237074 A1 *	9/2012	Aase	H04R 1/1075
D733,689 S *	7/2015	Narita	D14/223					381/380
D738,864 S *	9/2015	Lee	D14/223	2013/0004011 A1 *	1/2013	Hayashida	H04R 1/345
D741,287 S *	10/2015	Harata	D14/205					381/380
D747,295 S *	1/2016	Eastwood	D14/223	2013/0343593 A1 *	12/2013	Howes	H04R 1/1016
D755,759 S *	5/2016	Cai	D14/223					381/380
D757,682 S *	5/2016	Perez	D14/205	2013/0343595 A1 *	12/2013	Zorkendorfer	H04R 1/1016
D801,314 S *	10/2017	Akana	D14/223					381/380
D829,193 S *	9/2018	Cai	D14/223	2015/0382100 A1 *	12/2015	Azmi	H04R 1/2811
D830,336 S *	10/2018	Cai	D14/205					381/380
D830,345 S *	10/2018	Cai	D14/223	2016/0360310 A1 *	12/2016	Huang	H04R 1/24
					2017/0164087 A1 *	6/2017	Kurtz	H04R 1/1066
					2019/0373354 A1 *	12/2019	Sondergaard	H04R 1/1016

* cited by examiner

Fig. 1

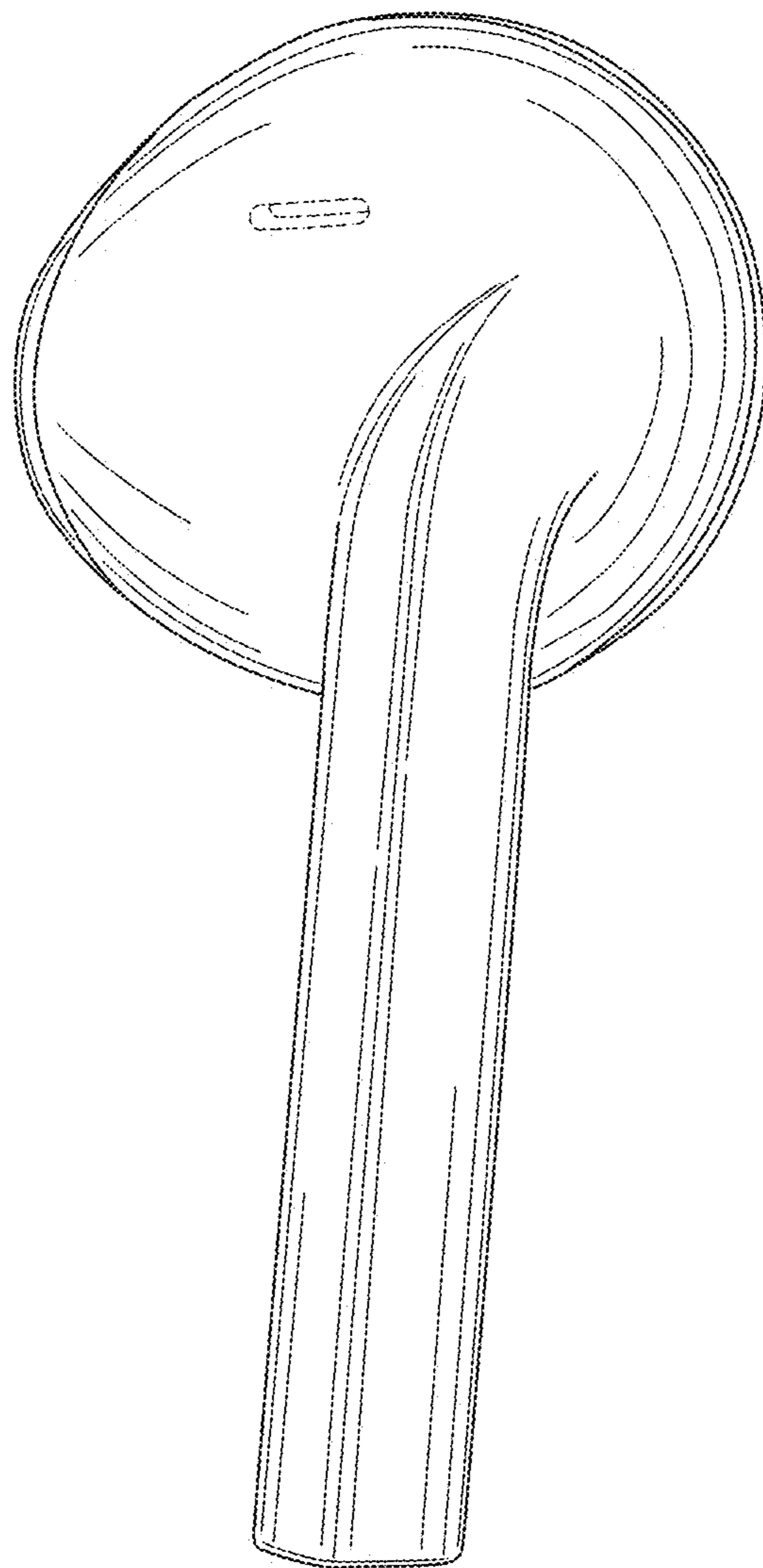


Fig.2

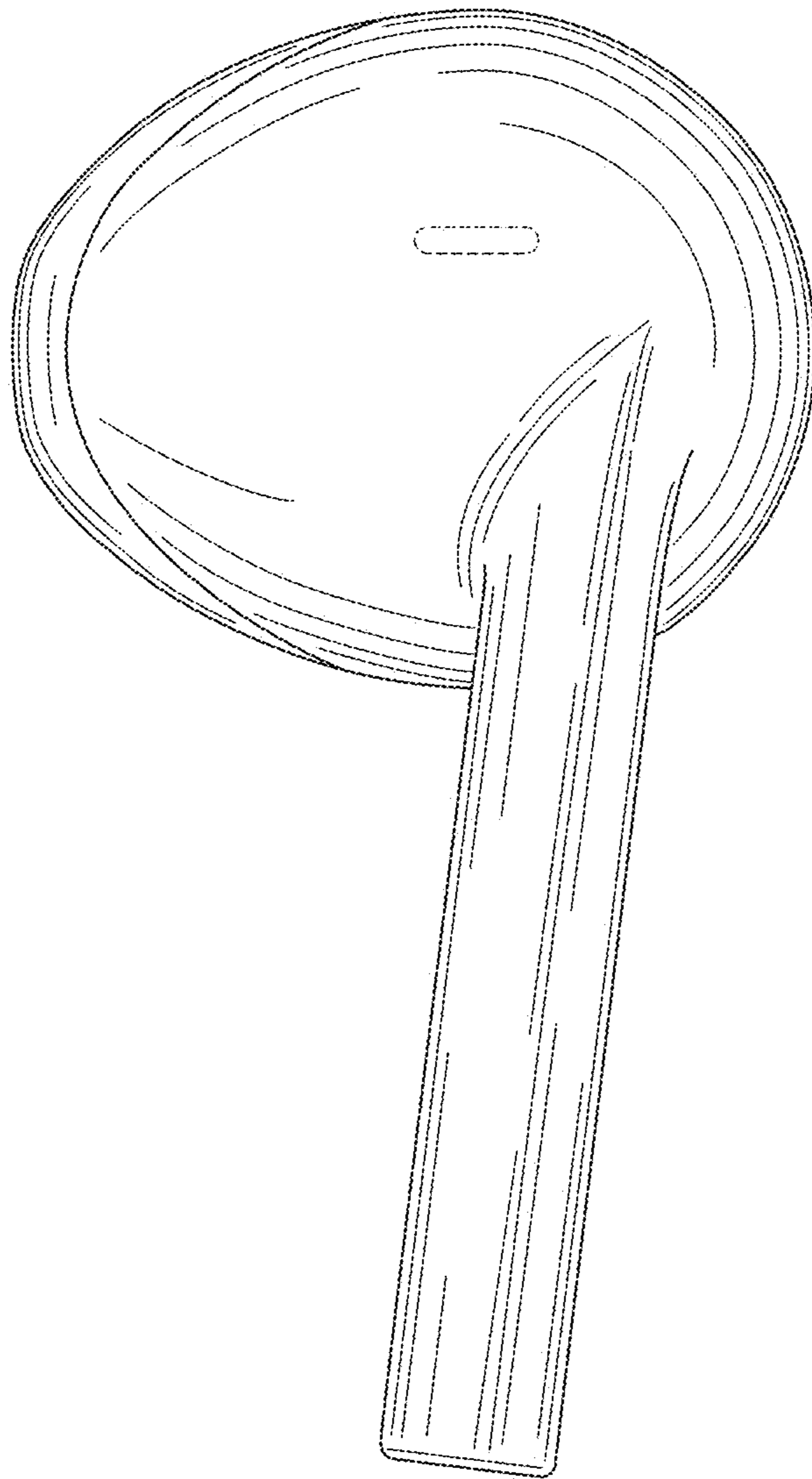


Fig.3

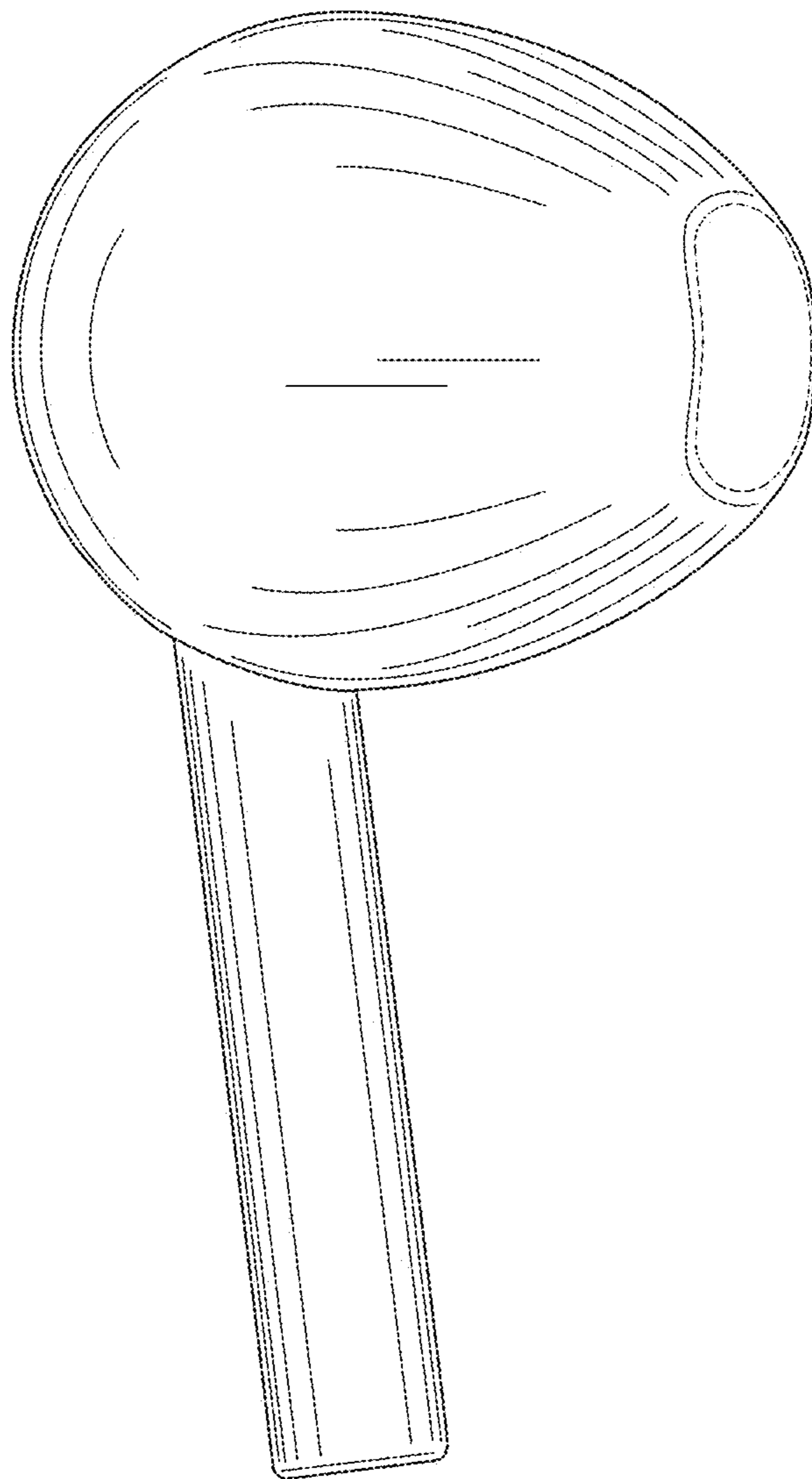


Fig.4

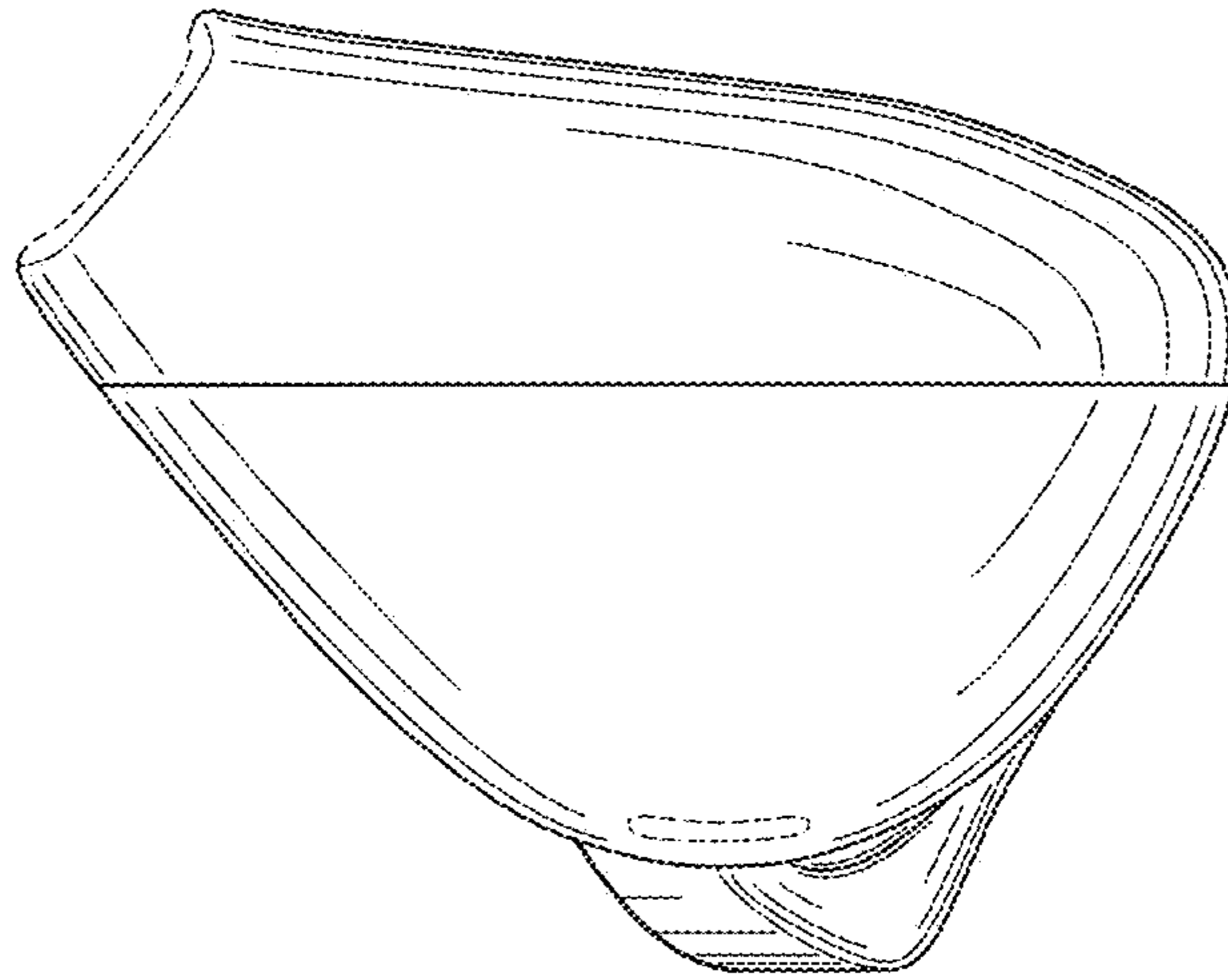


Fig.5

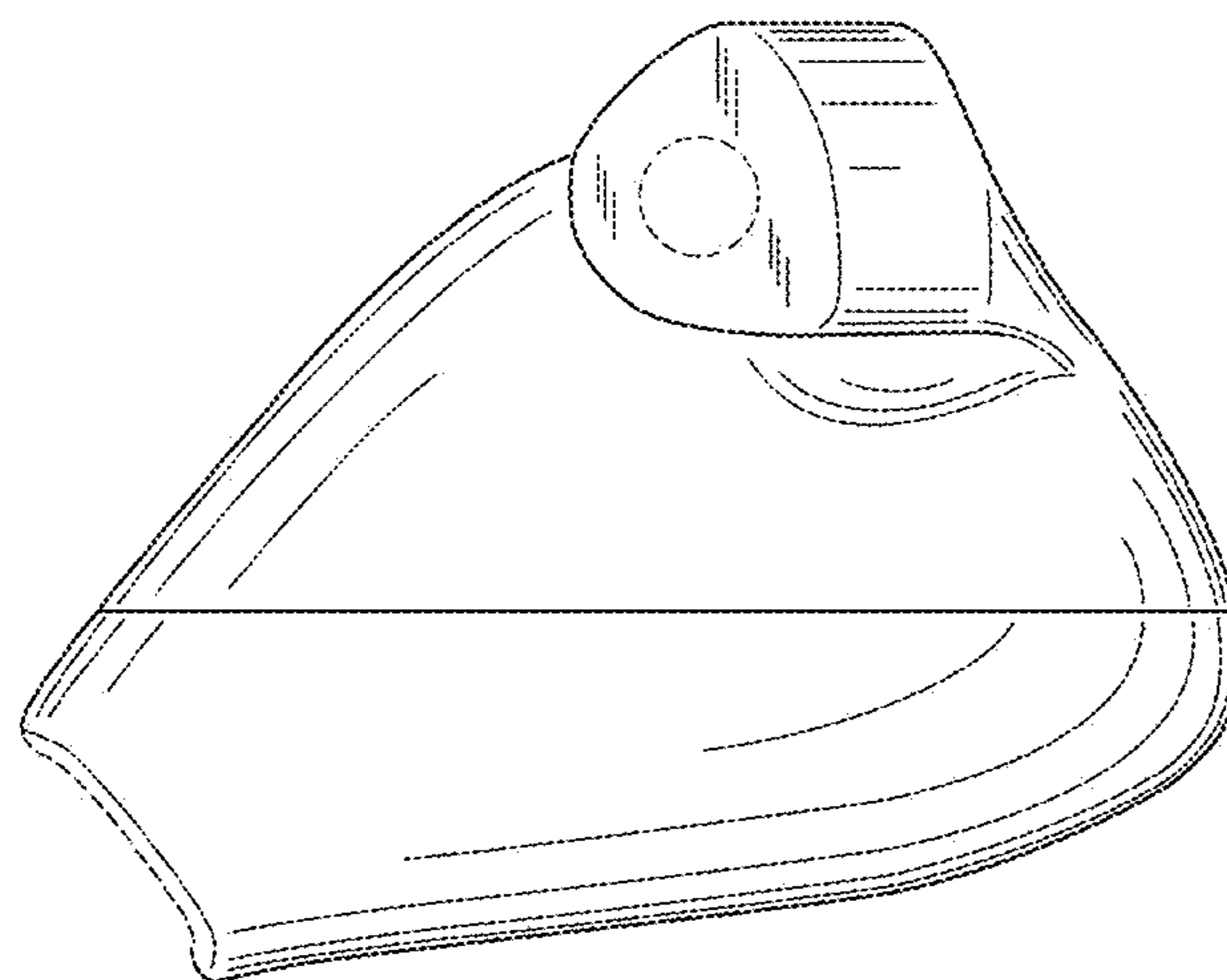


Fig.6

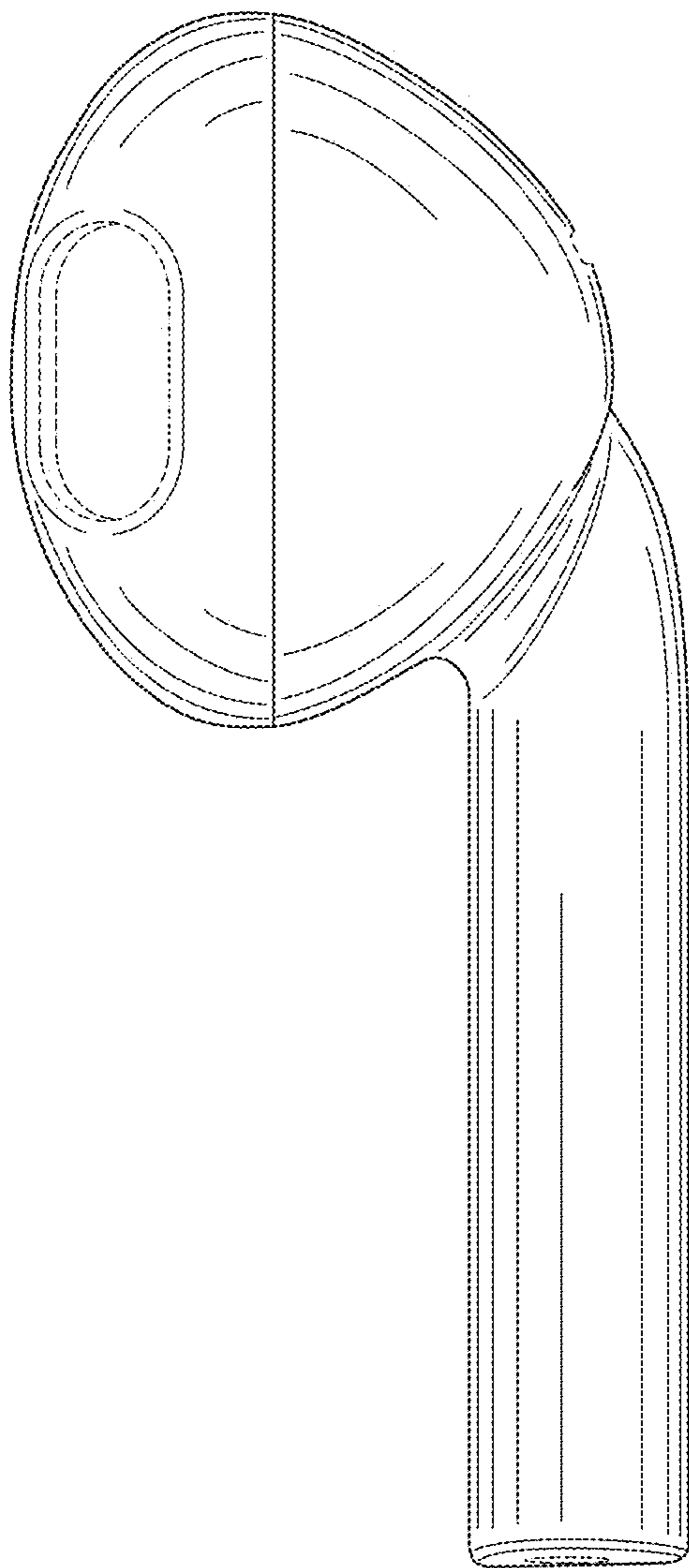


Fig.7

