



US00D889429S

(12) **United States Design Patent**  
**Brandston**

(10) **Patent No.:** **US D889,429 S**

(45) **Date of Patent:** **\*\* Jul. 7, 2020**

(54) **SPEAKER**

(71) Applicant: **Particle Inc.**, New York, NY (US)

(72) Inventor: **D. Perry Brandston**, New York, NY (US)

(73) Assignee: **PARTICLE INC.**, New York, NY (US)

(\*\*) Term: **15 Years**

(21) Appl. No.: **29/654,163**

(22) Filed: **Jun. 21, 2018**

(51) **LOC (12) Cl.** ..... **14-01**

(52) **U.S. Cl.**  
USPC ..... **D14/204**

(58) **Field of Classification Search**  
USPC ..... D14/204, 496, 214, 172, 216  
CPC ..... H04R 1/02; H04R 1/021; H04R 1/026;  
H04R 1/028; H04R 1/403; H04R 1/2803;  
H04R 5/02; H04R 9/06; H04R 9/13;  
H04R 2201/021; H04R 2400/00; H04R  
2499/11

See application file for complete search history.

(56) **References Cited**

**U.S. PATENT DOCUMENTS**

D477,307 S *	7/2003	Tierney; Julie Elaine ..	D14/214
D558,185 S *	12/2007	Schul; Eran .....	D14/168
D562,804 S *	2/2008	Fujiwara; Satoru .....	D14/214
D571,355 S *	6/2008	Koizumi; Shiki .....	D14/214
D641,365 S *	7/2011	Lee .....	D14/368
D641,753 S *	7/2011	Obata .....	D14/356
D659,121 S *	5/2012	Chen; Hwang-Miaw ...	D14/215
D696,645 S *	12/2013	Li .....	D14/214
D708,166 S *	7/2014	Lim .....	D14/209.1
D716,263 S *	10/2014	Lewis; David .....	D14/215
D717,272 S *	11/2014	Kim .....	D14/204
D741,825 S *	10/2015	James .....	D14/125
D800,688 S *	10/2017	Mikalaukas; Egidijus .....	D14/204
D800,689 S *	10/2017	Mikalaukas; Egidijus .....	D14/204

D805,498 S *	12/2017	Jeon .....	D14/204
D824,348 S *	7/2018	Kim .....	D14/125
D826,215 S *	8/2018	Mikalaukas; Egidijus ..	D14/214
D826,892 S *	8/2018	Kim .....	D14/204
D827,597 S *	9/2018	Cheng .....	D14/125
D830,329 S *	10/2018	Trasmonte .....	D14/204
D831,001 S *	10/2018	Sugiura .....	D14/214
D868,021 S *	11/2019	Kittmann .....	D14/188
10,499,141 B2 *	12/2019	Kim .....	H04R 5/02

(Continued)

*Primary Examiner* — Cynthia R Underwood

(74) *Attorney, Agent, or Firm* — Leason Ellis LLP

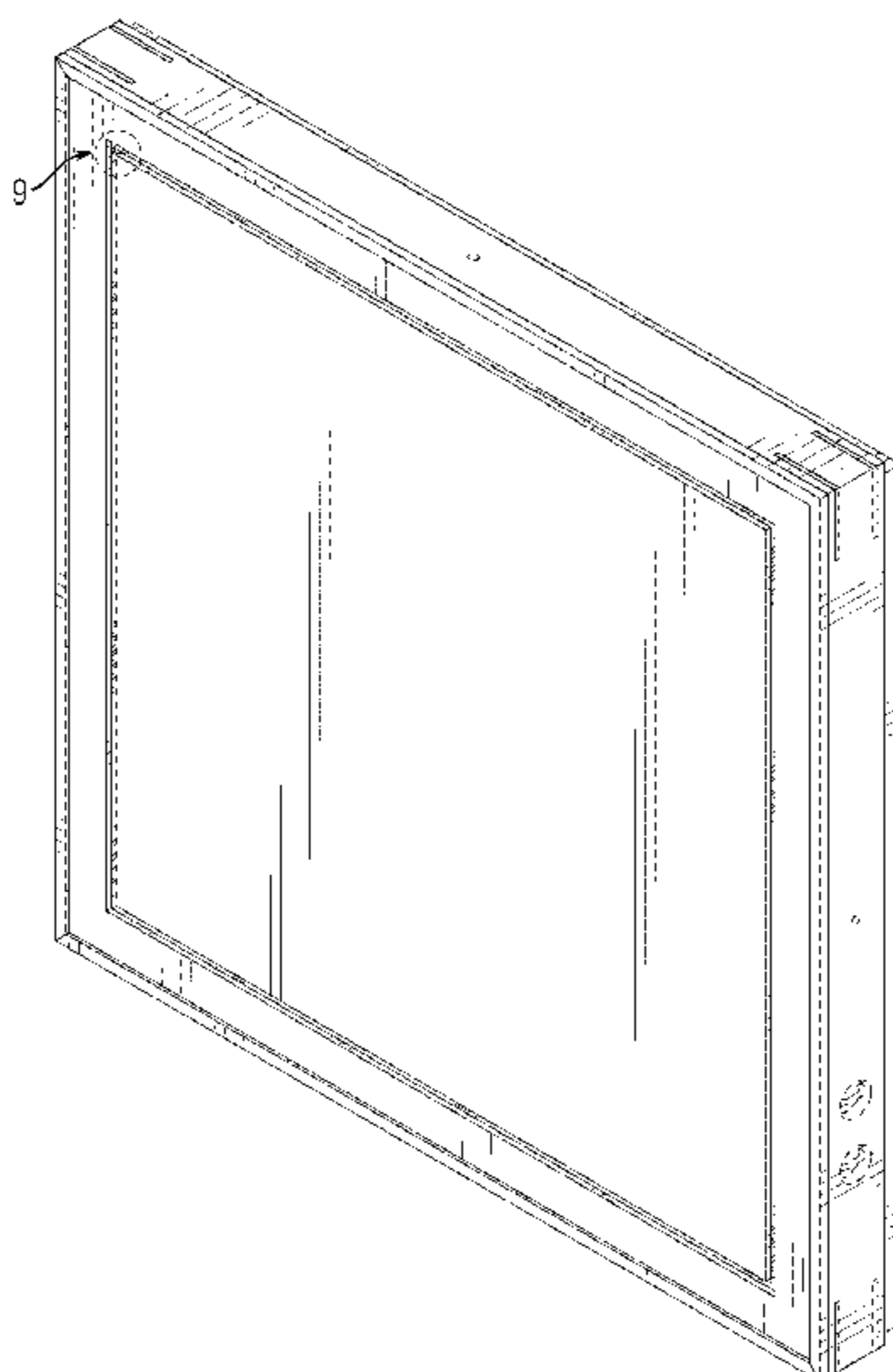
(57) **CLAIM**

The ornamental design for a speaker, as shown and described.

**DESCRIPTION**

FIG. 1 is a front and side perspective view of a speaker showing my new design;  
 FIG. 2 is a rear perspective view thereof;  
 FIG. 3 is a front elevation view thereof;  
 FIG. 4 is a rear elevation view thereof;  
 FIG. 5 is a left side elevation view;  
 FIG. 6 is a right side elevation view;  
 FIG. 7 is a top plan view thereof;  
 FIG. 8 is a bottom plan view thereof; and,  
 FIG. 9 is an enlarged perspective view of a corner portion of the speaker of FIG. 1 to show details at a larger scale.  
 Underlying internal components of the speaker that are visible through the translucent rear panel of the speaker are shown in broken lines to indicate environment and for illustrative purposes only and forms no part of the claimed design.  
 The enlarged view of FIG. 9, as well as the front elevation view of FIG. 3, show a structure that extends around the perimeter of a centrally located front panel and is between the front panel and surrounding frame and is shown as having translucent properties.

**1 Claim, 6 Drawing Sheets**



(56)

**References Cited**

U.S. PATENT DOCUMENTS

D875,075 S \* 2/2020 Teruzzi; Gianni ..... D14/214  
2013/0306399 A1\* 11/2013 Swan ..... H04R 1/026  
181/199  
2014/0029779 A1\* 1/2014 Yamauchi ..... H04N 5/642  
381/333

\* cited by examiner




Fig. 1

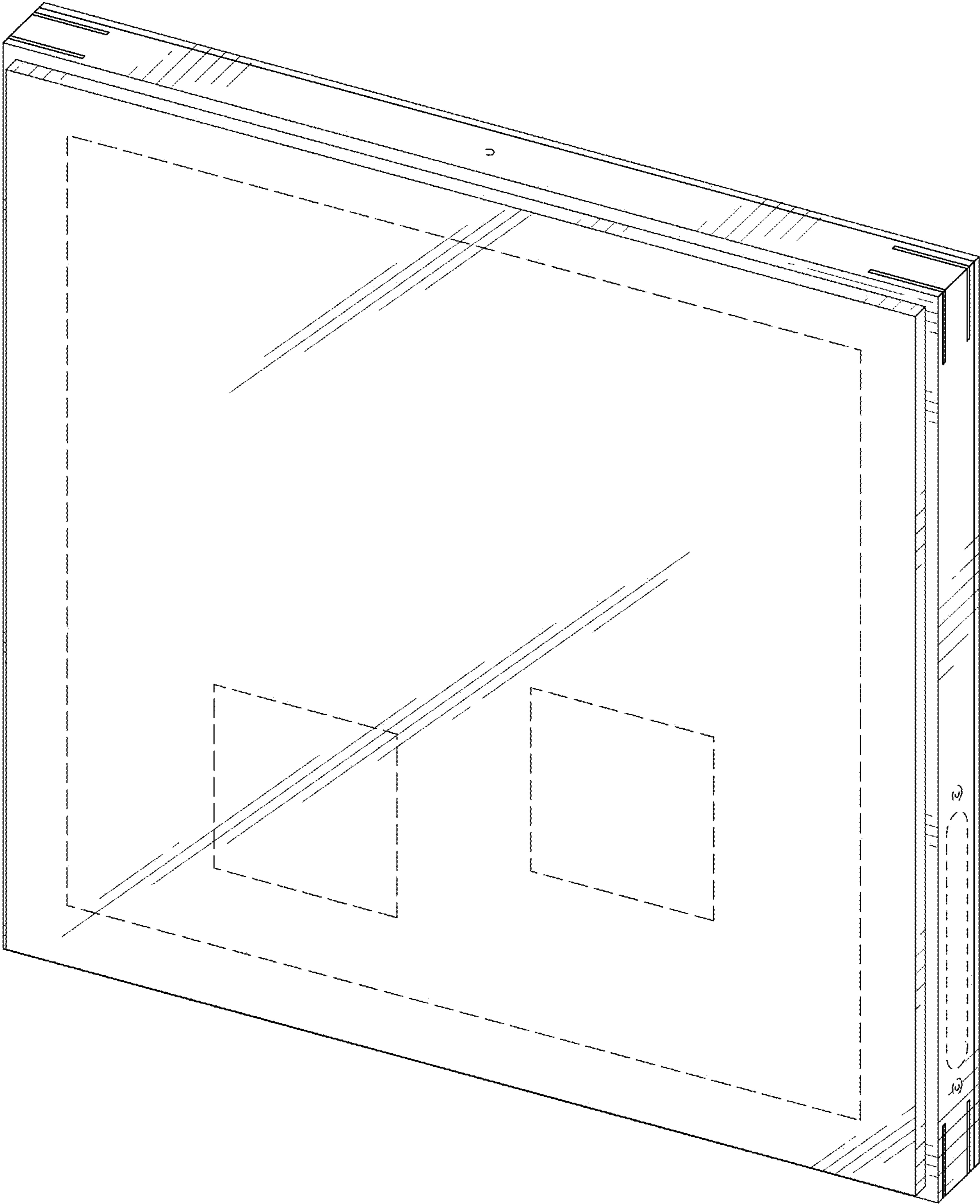


Fig. 2






Fig. 3




Fig. 4




Fig. 5

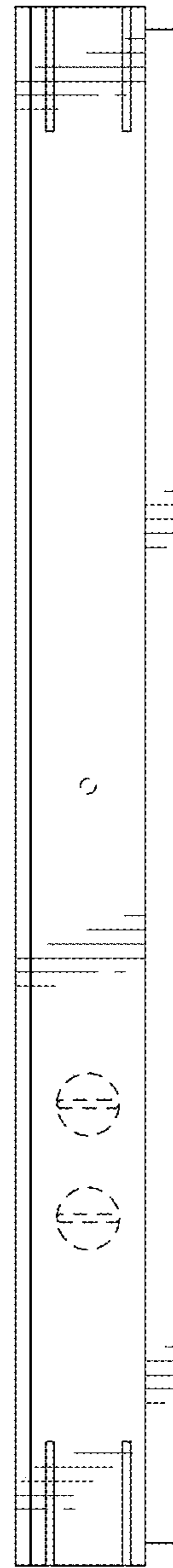


Fig. 6




Fig. 7




Fig. 8

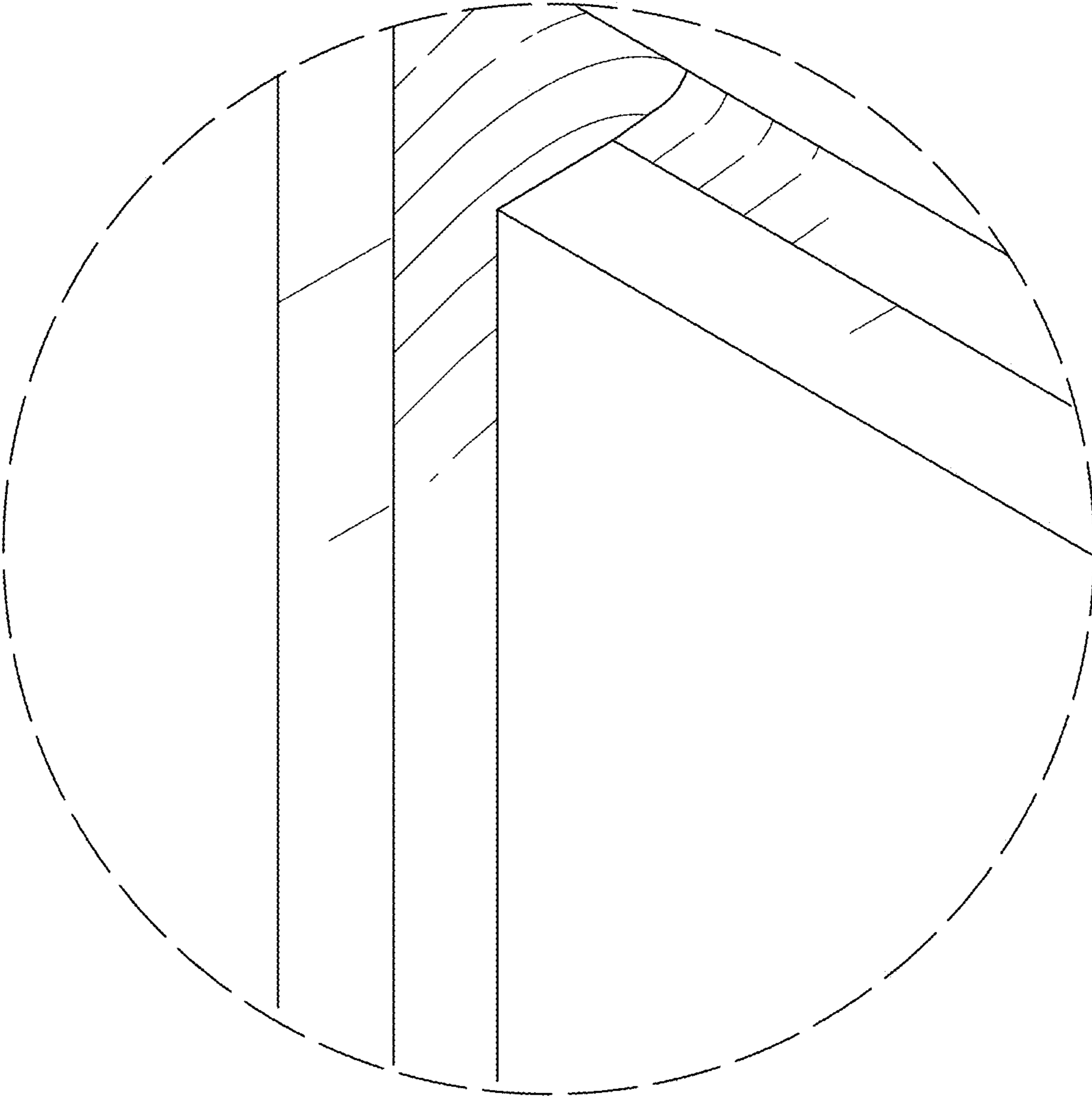


Fig. 9