



US00D889407S

(12) **United States Design Patent**  
**Yamashita et al.**

(10) **Patent No.:** **US D889,407 S**  
(45) **Date of Patent:** **\*\* Jul. 7, 2020**

- (54) **LEAD ACID BATTERY**
- (71) Applicant: **GS Yuasa International Ltd.**,  
Kyoto-shi, Kyoto (JP)
- (72) Inventors: **Hiroto Yamashita**, Kyoto (JP); **Ryoji Abe**, Kyoto (JP)
- (73) Assignee: **GS Yuasa International Ltd.**, Kyoto (JP)

- 1,956,963 A \* 5/1934 Salmen, Jr. .... F16B 23/0076  
411/405
- 2,152,240 A \* 3/1939 Cantoni ..... H01M 2/1205  
429/89
- 2,185,102 A \* 12/1939 Graf ..... H01M 2/1205  
429/79
- 2,201,510 A \* 5/1940 Waner ..... H01M 2/1205  
429/77

(Continued)

(\*\*) Term: **15 Years**

(21) Appl. No.: **29/625,764**

(22) Filed: **Nov. 13, 2017**

(30) **Foreign Application Priority Data**

May 18, 2017 (JP) ..... 2017-010583

(51) **LOC (12) Cl.** ..... **13-02**

(52) **U.S. Cl.**  
USPC ..... **D13/119; D13/103**

(58) **Field of Classification Search**  
USPC ..... D13/103-107, 110, 119-121, 133, 147,  
D13/156, 184  
CPC ..... H01R 13/641; H01M 2/1027; H01M  
2/1022; H01M 2/1072; H01M 2/105;  
H01M 2/1077; H01M 2/1205; H01M  
2/1217

See application file for complete search history.

(56) **References Cited**

**U.S. PATENT DOCUMENTS**

- 1,416,327 A \* 5/1922 Blair ..... H01M 2/362  
429/73
- 1,506,500 A \* 8/1924 Ripamonti ..... F16B 23/0076  
411/403
- 1,894,034 A \* 1/1933 Fieg ..... F16B 23/0007  
411/410
- 1,926,157 A \* 9/1933 Lormor ..... H01M 2/305  
429/161

**FOREIGN PATENT DOCUMENTS**

- JP 03-118561 U1 12/1991
- JP 05-092965 U 12/1993

(Continued)

*Primary Examiner* — Derrick E Holland

*Assistant Examiner* — Jennifer O King

(74) *Attorney, Agent, or Firm* — Capitol City TechLaw

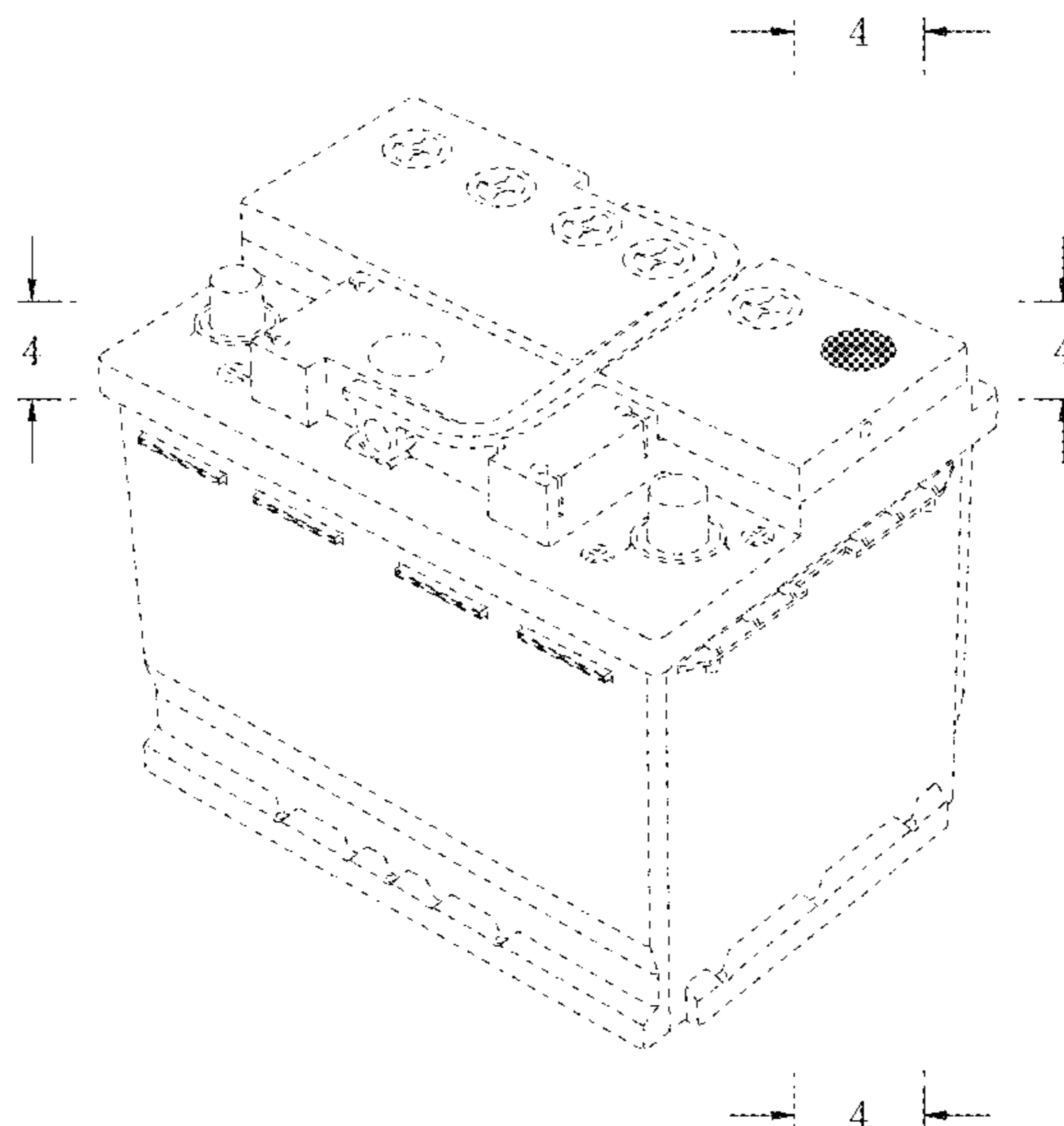
(57) **CLAIM**

The ornamental design for a lead acid battery, as shown and described.

**DESCRIPTION**

FIG. 1 is a front, top, and right side perspective view of a lead acid battery showing our new design;  
 FIG. 2 is a front, top, and left side perspective view thereof;  
 FIG. 3 is a top view thereof;  
 FIG. 4 is an enlarged partial view of the lead acid battery in the area of arrow lines 4-4 of FIG. 1;  
 FIG. 5 is an enlarged partial view of the lead acid battery in the area of arrow lines 5-5 of FIG. 2;  
 FIG. 6 is an enlarged partial view of the lead acid battery in the area of arrow lines 6-6 of FIG. 3; and,  
 FIG. 7 is an enlarged partial view of the lead acid battery in the area of arrow lines 7-7 of FIG. 4.  
 The broken lines shown in the figures illustrate portions of the lead acid battery that form no part of the claimed design.

**1 Claim, 7 Drawing Sheets**



(56)

References Cited

U.S. PATENT DOCUMENTS

2,203,797 A \* 6/1940 Pearson ..... H01M 2/1205  
429/54  
2,221,542 A \* 11/1940 Hopkins ..... H01M 2/043  
429/85  
2,240,461 A \* 4/1941 Riggs ..... H01M 2/1205  
429/76  
2,242,599 A \* 5/1941 Raney ..... H01M 2/06  
429/180  
2,257,514 A \* 9/1941 Raney ..... H01M 2/1205  
429/79  
2,259,158 A \* 10/1941 Flikkie ..... H01M 2/1205  
429/53  
2,306,982 A \* 12/1942 Rolph ..... H01M 2/362  
429/77  
2,770,998 A \* 11/1956 Schwartz ..... F16B 23/0061  
411/403  
2,835,720 A \* 5/1958 Buskirk ..... H01M 2/1205  
429/89  
3,108,911 A \* 10/1963 Miller ..... H01M 2/1205  
429/89  
3,253,625 A \* 5/1966 Oestereicher ..... F16B 23/0076  
81/436  
3,313,198 A \* 4/1967 Walton ..... F16B 23/0076  
411/402  
3,331,274 A \* 7/1967 Walton ..... F16B 23/0076  
411/403

3,664,879 A \* 5/1972 Olsson ..... H01M 2/1205  
429/89  
3,673,912 A \* 7/1972 Herr ..... F16B 23/0076  
411/403  
3,798,073 A \* 3/1974 Karpal ..... H01M 2/1205  
429/54  
4,125,051 A \* 11/1978 Herkes ..... F16B 35/065  
411/402  
4,171,662 A \* 10/1979 Simone ..... F16B 23/0076  
411/408  
4,328,290 A \* 5/1982 Szymborski ..... H01M 2/1205  
429/54  
4,429,599 A \* 2/1984 La Sante, Sr. .... B25B 15/004  
411/404  
5,108,853 A \* 4/1992 Feres ..... H01M 2/1205  
429/86  
D413,254 S \* 8/1999 Lee ..... D8/387  
6,677,075 B2 \* 1/2004 Cramer ..... H01M 2/1252  
429/89  
D543,446 S \* 5/2007 DiNenna ..... D8/387  
D704,039 S \* 5/2014 Bugeja ..... D8/387  
D741,158 S \* 10/2015 Hasegawa ..... D8/387  
D803,778 S \* 11/2017 Tononishi ..... D13/103  
2014/0329148 A1 \* 11/2014 Izumi ..... H01M 2/28  
429/228

FOREIGN PATENT DOCUMENTS

JP 06-002558 U 1/1994  
JP 2005-322533 A 11/2005

\* cited by examiner

Fig.1

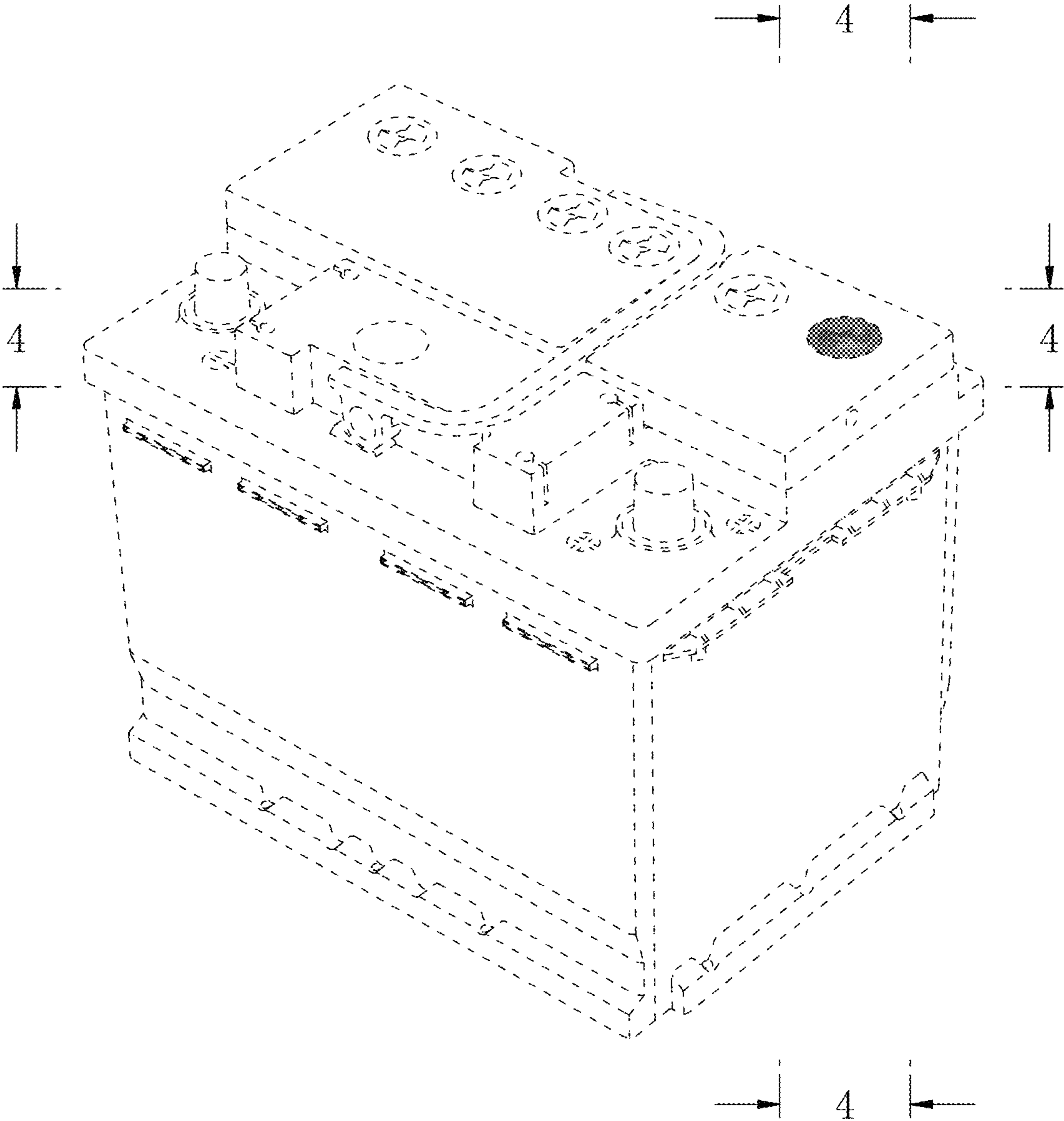


Fig.2

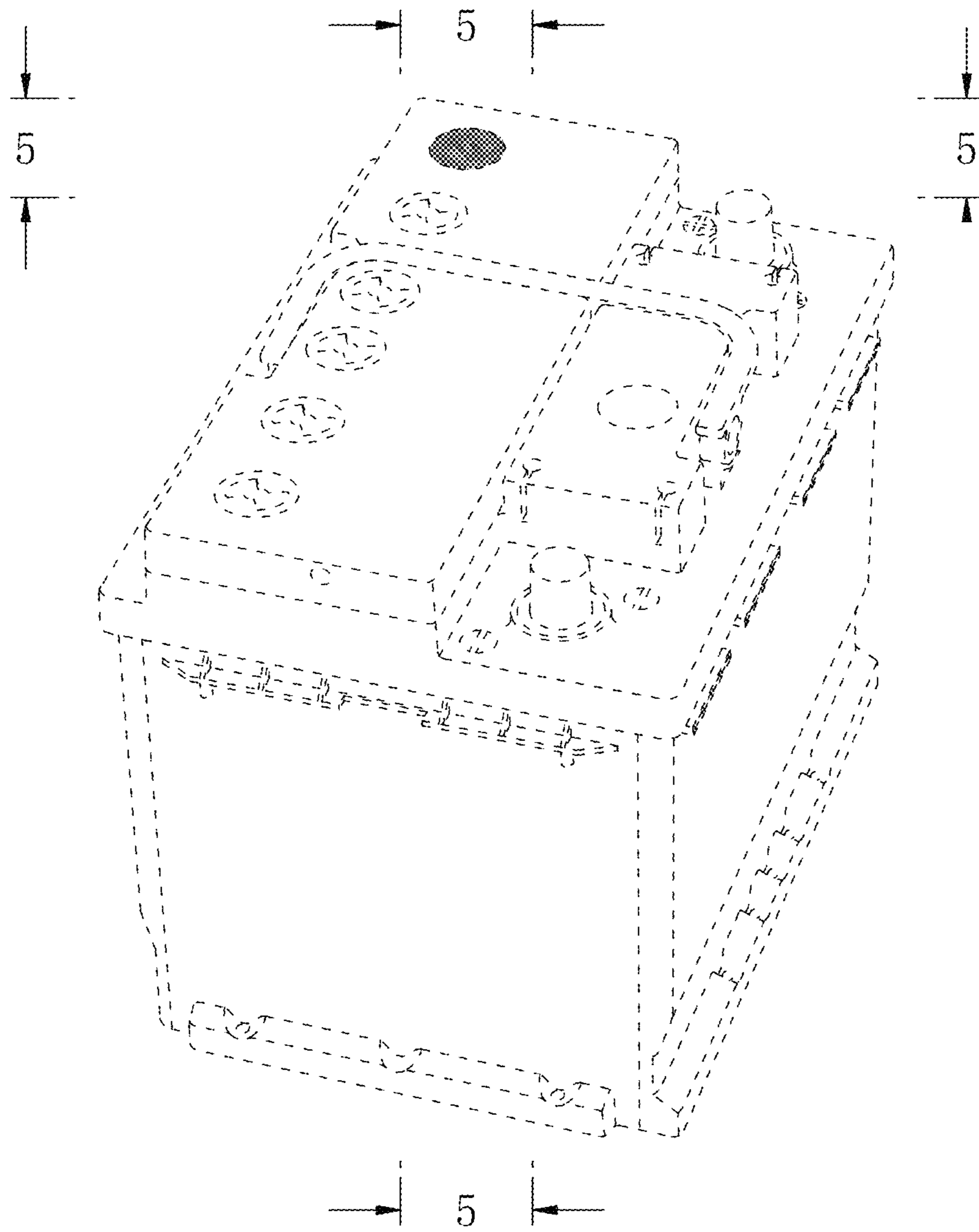


Fig.3

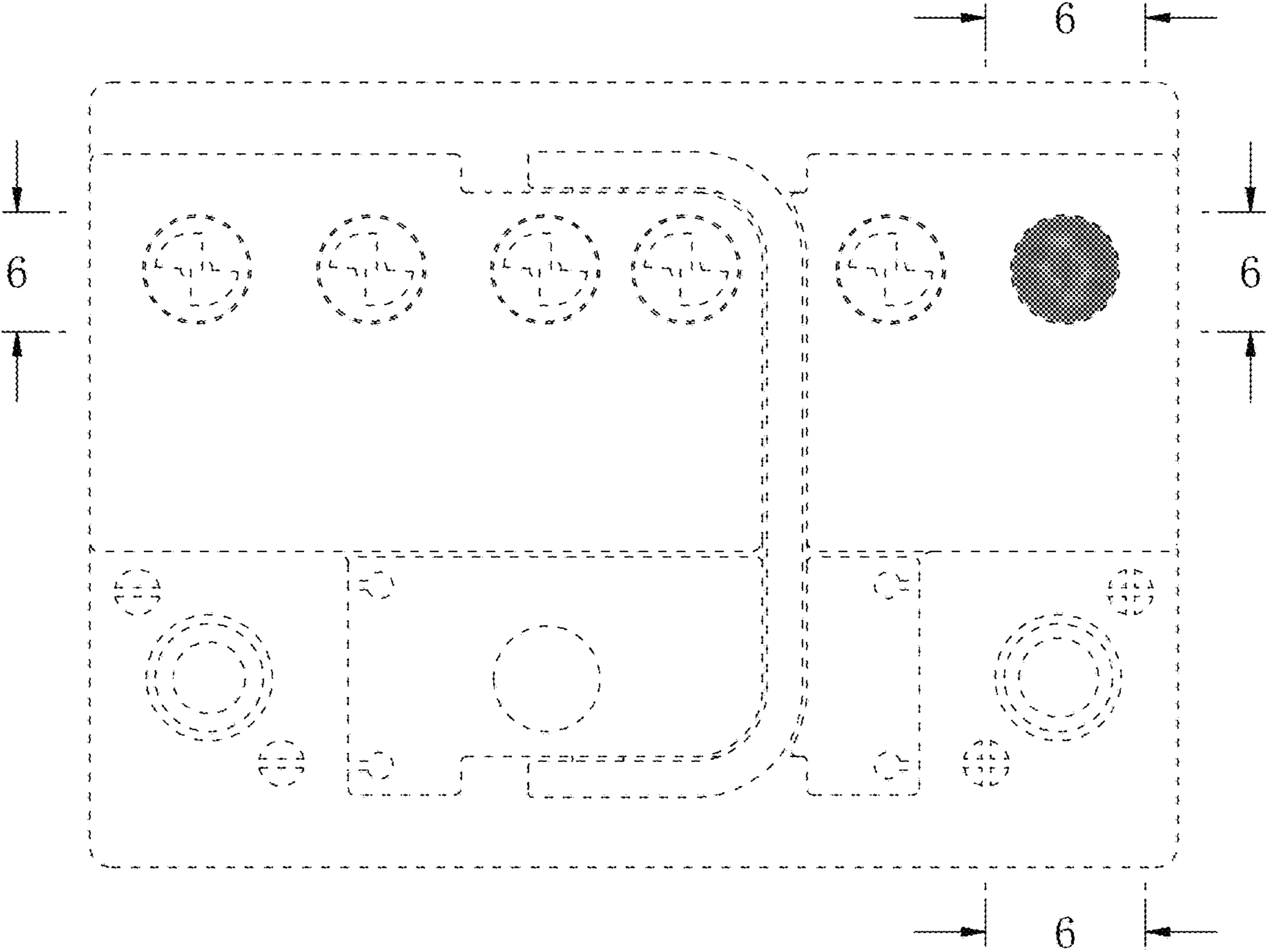




Fig.4

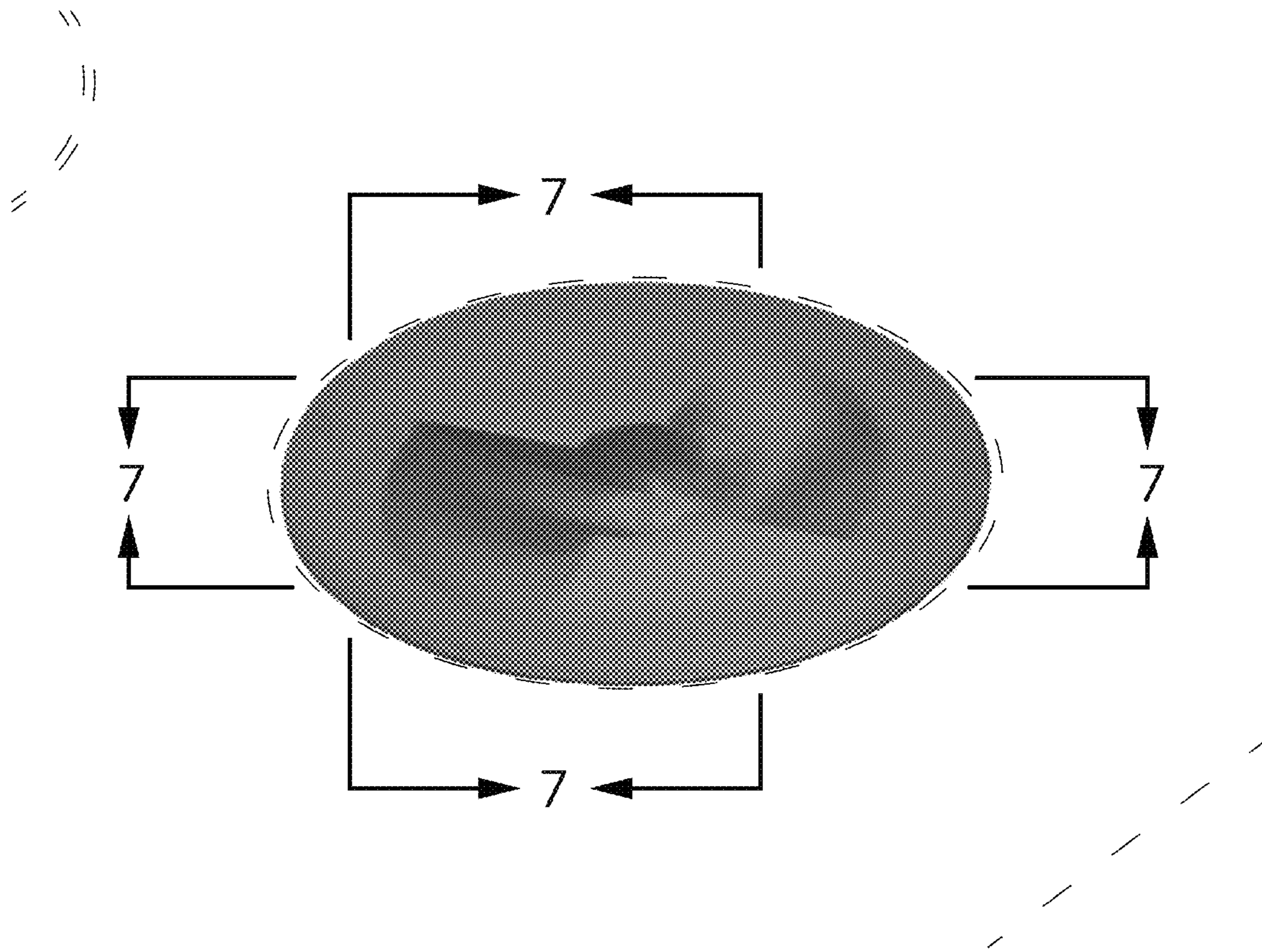


Fig.5

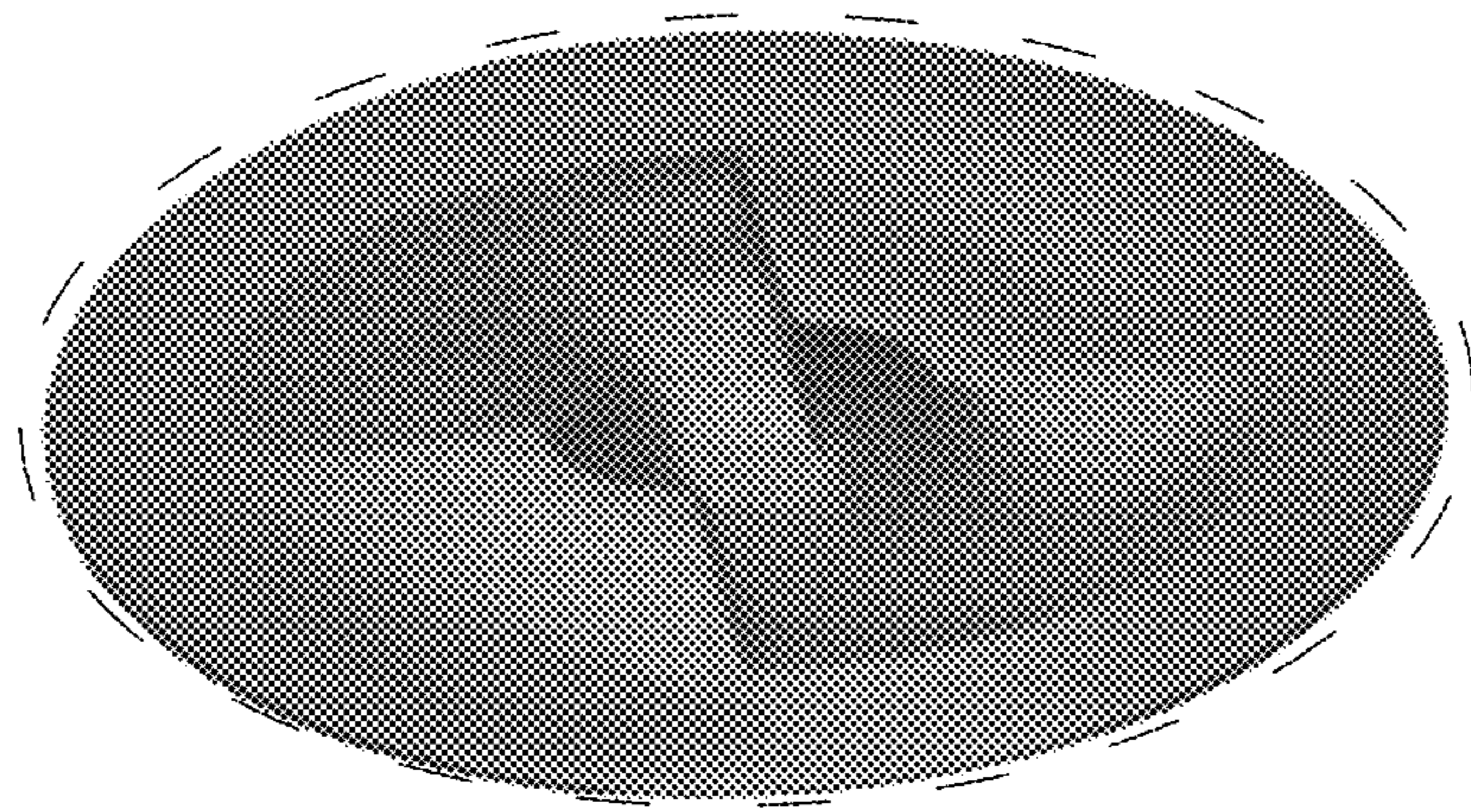


Fig.6

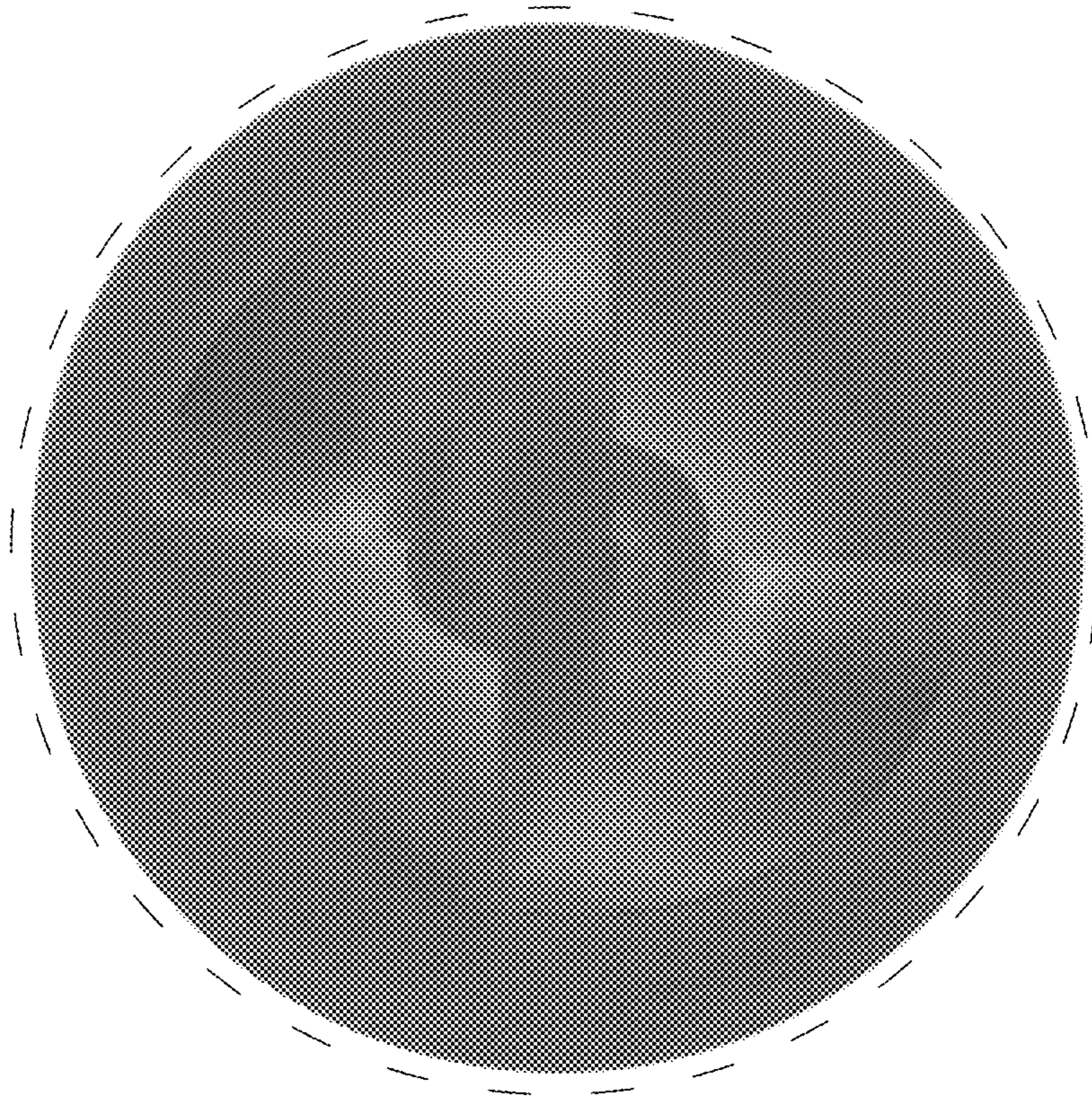




Fig. 7

