



US00D889389S

(12) **United States Design Patent**
Severyn et al.

(10) **Patent No.:** **US D889,389 S**

(45) **Date of Patent:** **** Jul. 7, 2020**

- (54) **TIRE**
- (71) Applicant: **Bridgestone Americas Tire Operations, LLC**, Nashville, TN (US)
- (72) Inventors: **David M. Severyn**, Uniontown, OH (US); **Gregory T. Pudloski**, Stow, OH (US); **Kevin E. Scheifele**, Atwater, OH (US)
- (73) Assignee: **Bridgestone Americas Tire Operations, LLC**, Nashville, TN (US)
- (**) Term: **15 Years**
- (21) Appl. No.: **29/658,488**
- (22) Filed: **Jul. 31, 2018**
- (51) **LOC (12) Cl.** **12-15**
- (52) **U.S. Cl.**
USPC **D12/604; D12/530**
- (58) **Field of Classification Search**
USPC **D12/500-532, 604**
CPC **Y10T 152/10027; B60C 1/0016; B60C 11/0306; B60C 11/0302; B60C 3/06; B60C 9/17**
See application file for complete search history.

- D761,195 S 7/2016 Shin et al.
- D762,558 S 8/2016 Xue
- D764,397 S 8/2016 Dixon et al.
- D772,792 S 11/2016 Kim
- D782,400 S 3/2017 De Giacco
- D782,968 S 4/2017 Schimmoeller, Jr.
- D786,785 S 5/2017 Mathonet et al.
- D789,277 S 6/2017 Dixon et al.
- D792,322 S * 7/2017 Taniguchi D12/521
- D798,227 S * 9/2017 Scheifele D12/604
- D800,641 S 10/2017 Bonifas
- D801,260 S 10/2017 Seo et al.
- D803,768 S 11/2017 Leocadio et al.
- D806,001 S 12/2017 Vellinga-Wallenhauer et al.
- D812,551 S 3/2018 Stanley
- D817,258 S * 5/2018 Kikuchi D12/521
- D818,943 S * 5/2018 McKenney D12/604
- D836,062 S * 12/2018 Moser D12/530
- D836,535 S * 12/2018 Moser D12/530
- D847,726 S * 5/2019 Maggelet D12/521
- D847,733 S * 5/2019 Parr D12/604

(Continued)

Primary Examiner — Lakiya G Rogers

Assistant Examiner — John A Voytek

(74) *Attorney, Agent, or Firm* — Shaun J. Fox

(57) **CLAIM**

The ornamental design for a tire, as shown and described.

DESCRIPTION

FIG. 1 is a side perspective view of a tire showing our new design;

FIG. 2 is a front elevational view thereof;

FIG. 3 is a side elevational view of the left side thereof;

FIG. 4 is a side elevational view of the right side thereof;

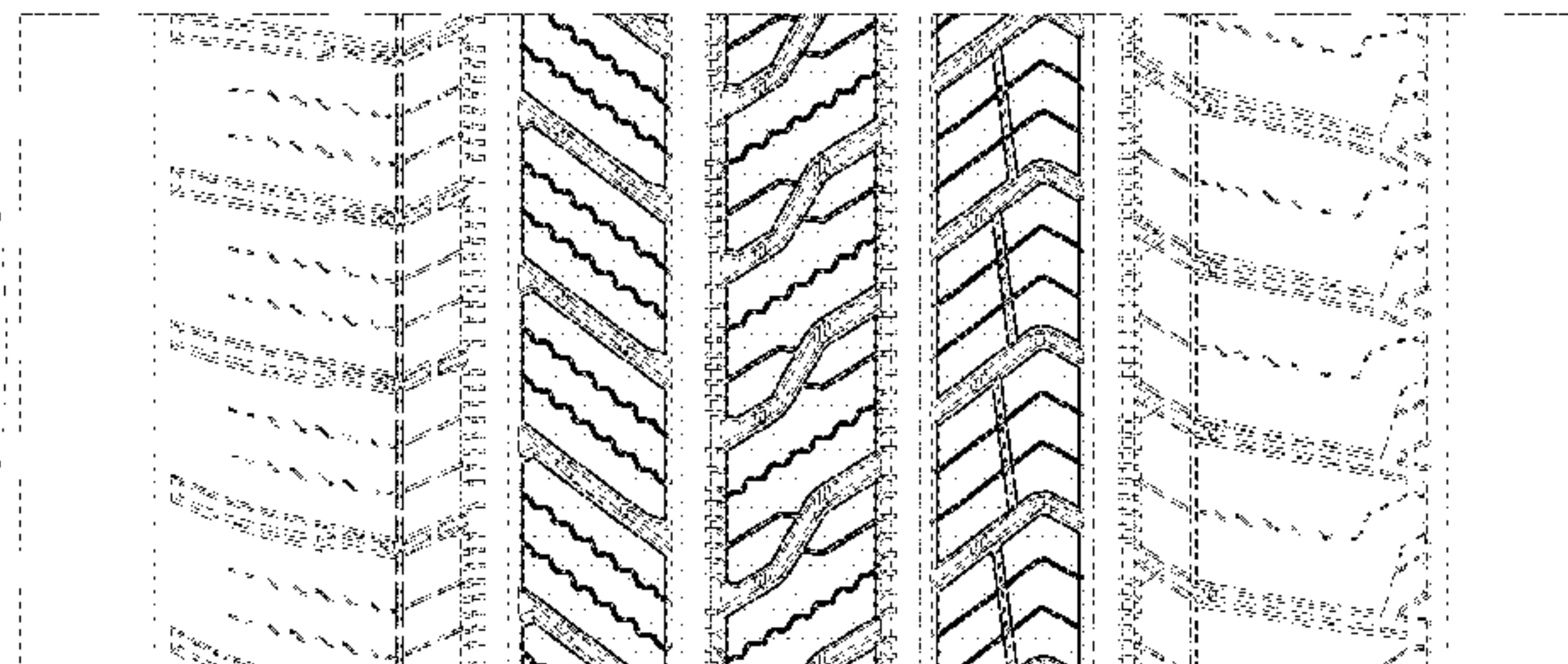
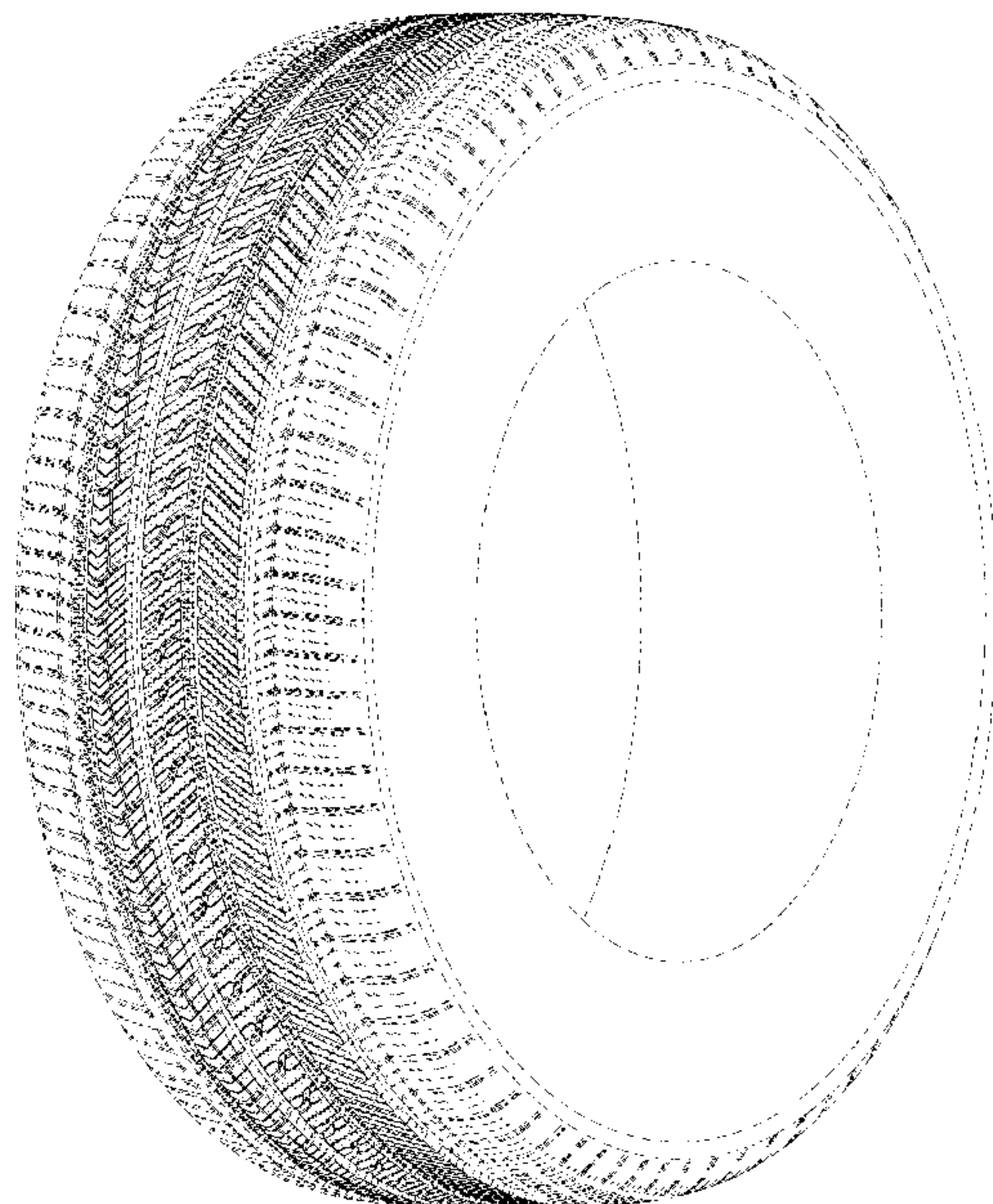
and,

FIG. 5 is an enlarged fragmentary view thereof.

In the drawings, the broken lines depict environmental subject matter only and form no part of the claimed design.

1 Claim, 5 Drawing Sheets

- (56) **References Cited**
U.S. PATENT DOCUMENTS
- D415,451 S 10/1999 Weber et al.
- D455,119 S 4/2002 Welbes
- D490,045 S 5/2004 Delu et al.
- D643,804 S 8/2011 Dixon et al.
- D675,560 S 2/2013 Kato
- D712,819 S 9/2014 Yamakawa et al.
- D735,121 S 7/2015 Sareen
- D735,645 S 8/2015 Drake
- D748,044 S 1/2016 Schuessler
- D756,295 S 5/2016 Pingenat et al.



(56)

References Cited

U.S. PATENT DOCUMENTS

D851,579 S	*	6/2019	Hamanaka	D12/600
D856,267 S	*	8/2019	Park	D12/521
D865,649 S	*	11/2019	Chen	D12/521
D869,383 S	*	12/2019	Basl	D12/521

* cited by examiner

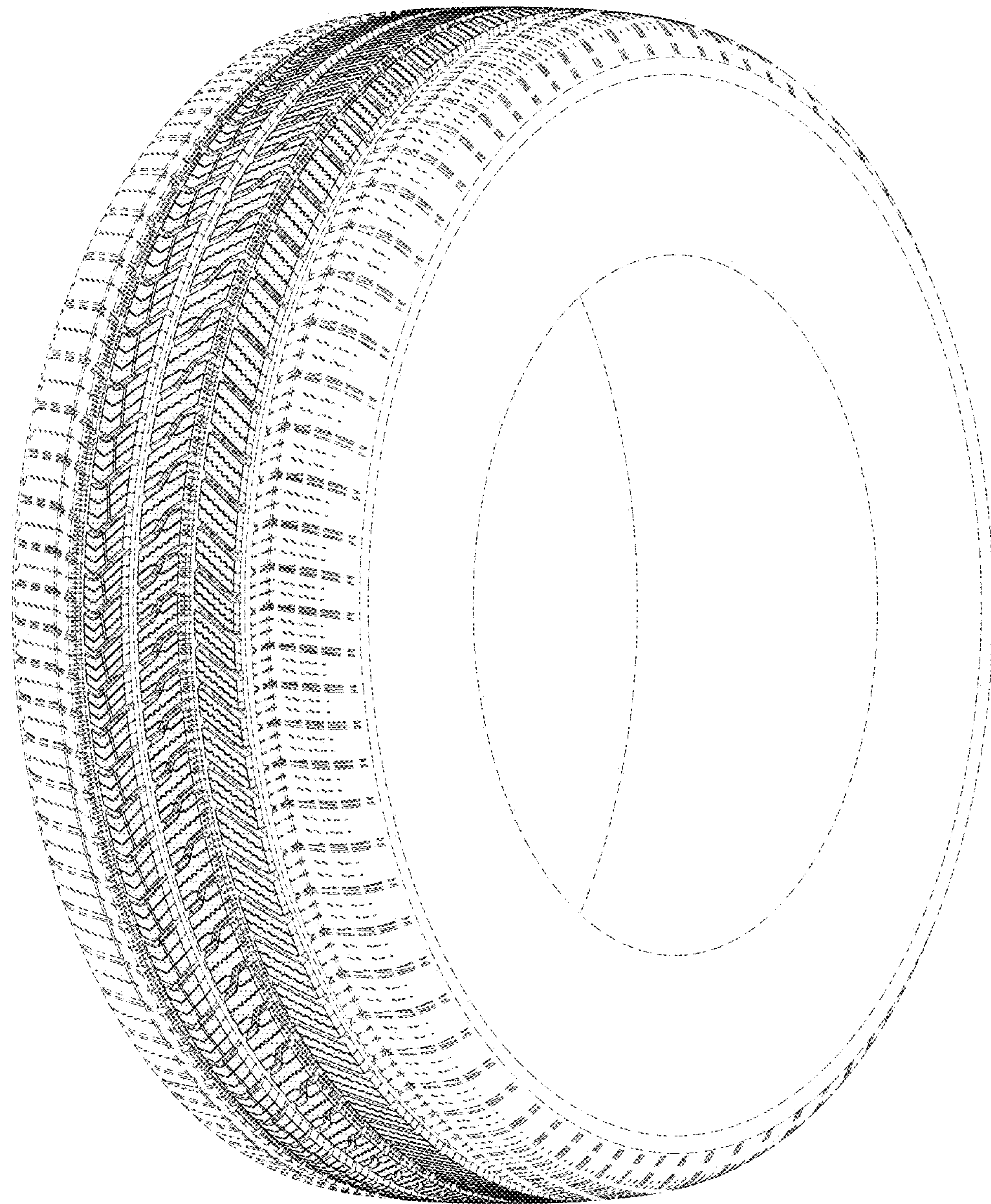


FIG. 1

FIG. 5

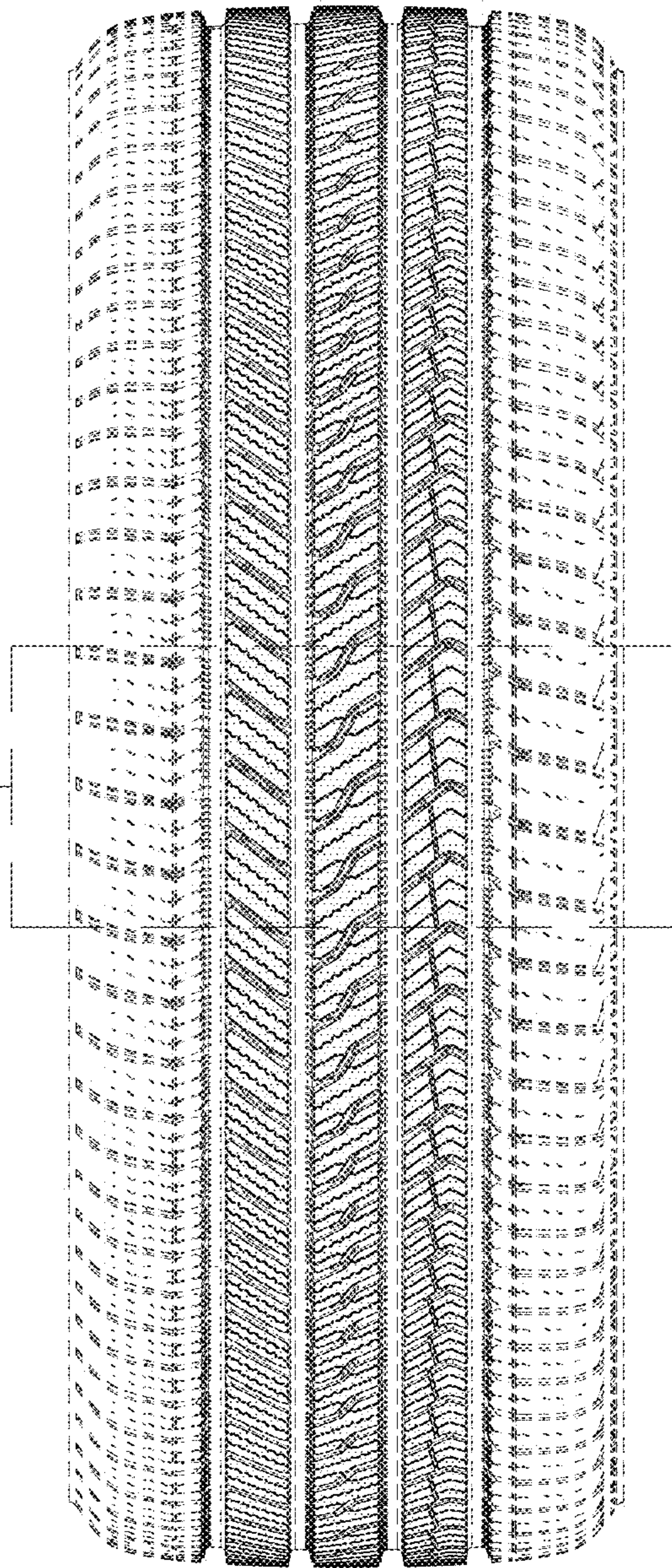


FIG. 2

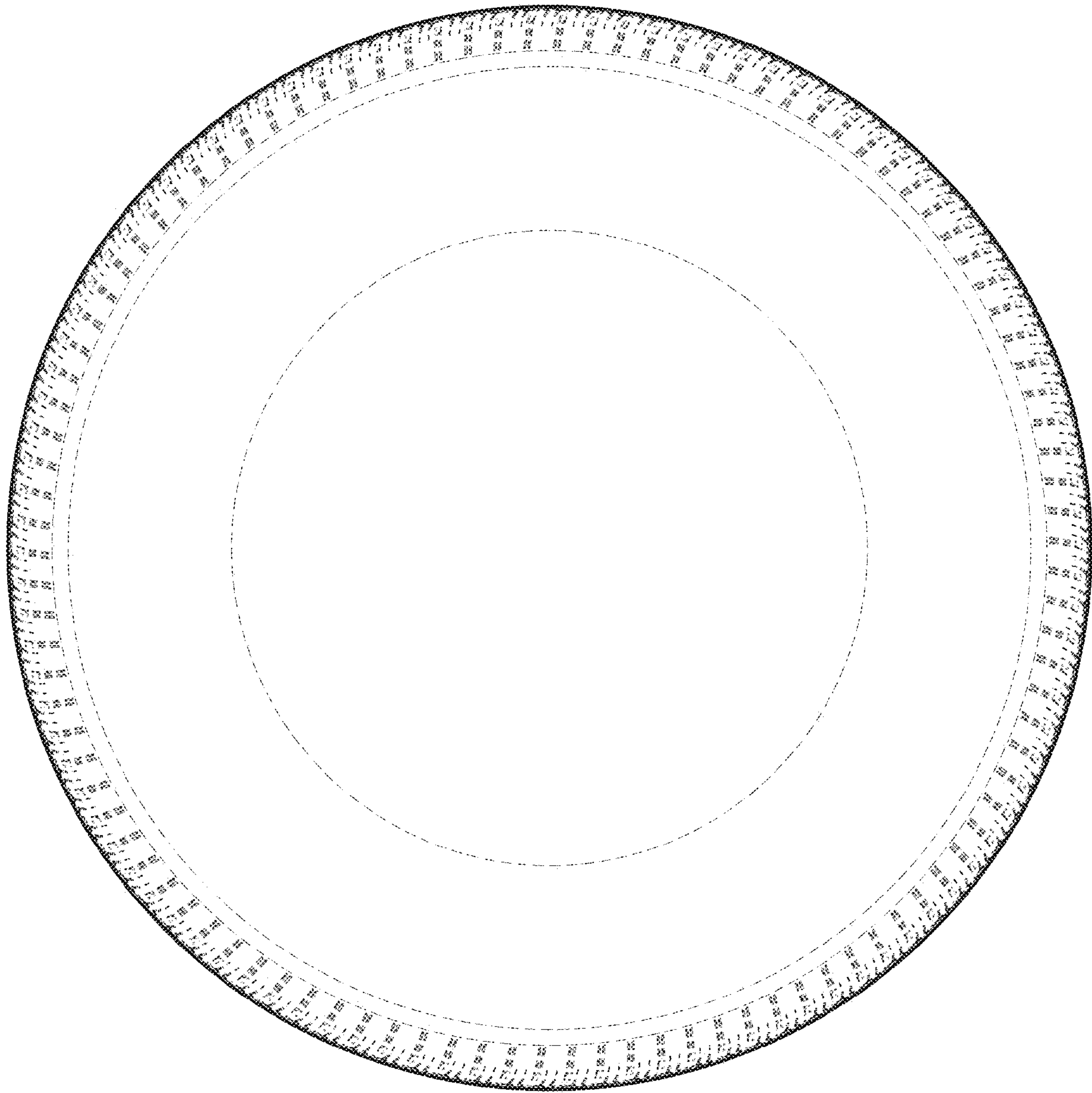


FIG. 3




FIG. 4

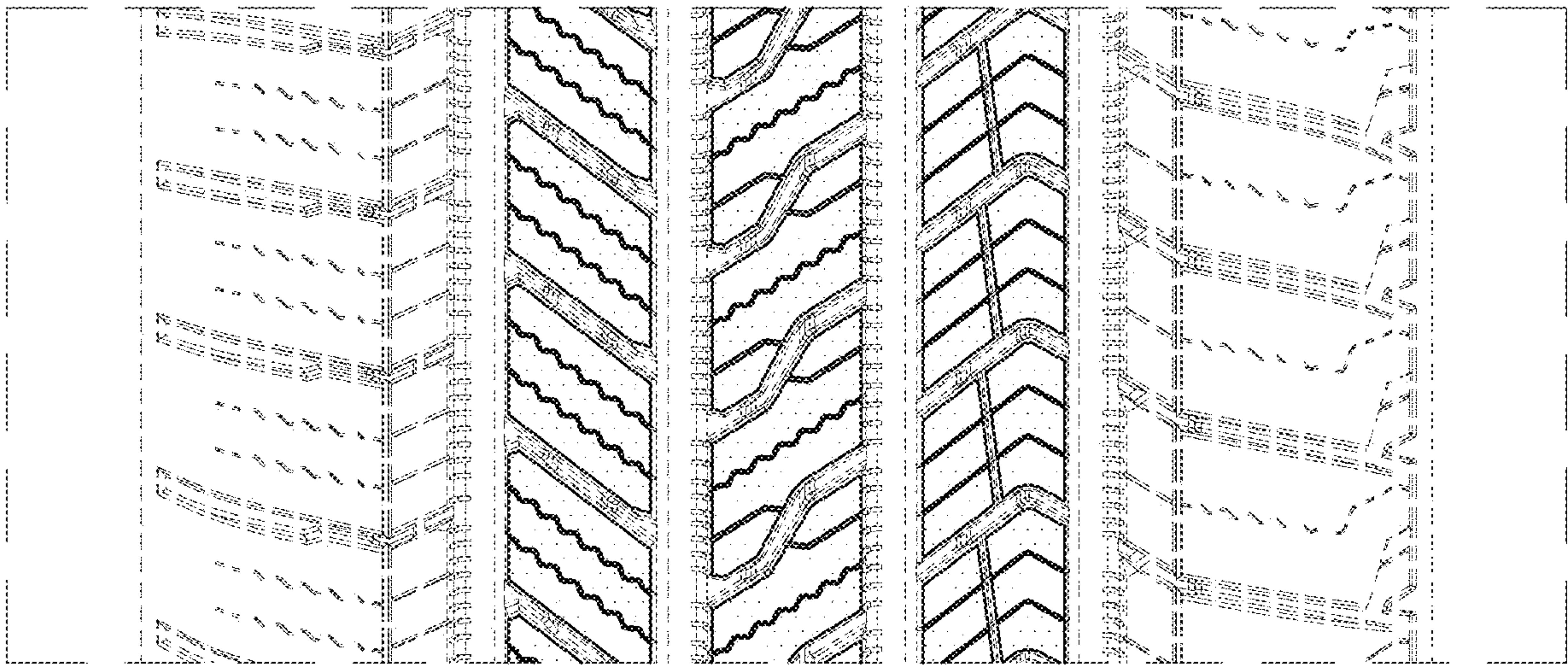


FIG. 5