



US00D889385S

(12) **United States Design Patent** (10) **Patent No.:** **US D889,385 S**
Nakamura et al. (45) **Date of Patent:** **** Jul. 7, 2020**

(54) **TIRE TREAD**

FOREIGN PATENT DOCUMENTS

(71) Applicant: **BRIDGESTONE CORPORATION**,
Chuo-ku, Tokyo (JP)

JP 1474649 S 7/2013
JP 1516122 S 1/2015
JP 1566156 S 12/2016

(Continued)

(72) Inventors: **Takamitsu Nakamura**, Tokyo (JP);
Shingo Honda, Tokyo (JP); **Kai Kohara**, Tokyo (JP)

OTHER PUBLICATIONS

(73) Assignee: **BRIDGESTONE CORPORATION**,
Chuo-ku, Tokyo (JP)

HC2950027900, Toyo Tires Tire Catalogue 2016 6805-0214, (Toyo Tire & Rubber Co., Ltd. / Toyo Tire Japan Co., Ltd.), Sep. 1, 2017, Retrieved from the Known Design Database of the Japan Patent Office using Internet, <URL: https://www.j-platpat.inpit.go.jp/web/ishou/dpdj/DPDJ_GM301_Detailed.action>.

(Continued)

(*) Notice: This patent is subject to a terminal disclaimer.

(**) Term: **15 Years**

Primary Examiner — Robert M. Spear
(74) *Attorney, Agent, or Firm* — Kenja IP Law PC

(21) Appl. No.: **29/687,314**

(57) **CLAIM**

(22) Filed: **Apr. 12, 2019**

The ornamental design for a tire tread, as shown and described.

(30) **Foreign Application Priority Data**

DESCRIPTION

Oct. 16, 2018 (JP) 2018-022691

(51) **LOC (12) Cl.** **12-15**

(52) **U.S. Cl.**
USPC **D12/518**

(58) **Field of Classification Search**
USPC D12/514, 518, 519, 521, 523, 524, 527,
D12/528, 531, 532, 604
CPC B60C 3/06; B60C 9/17; B60C 11/0304
See application file for complete search history.


FIG. 1 is a perspective view of a tire tread showing our new design;
FIG. 2 is a front view thereof;
FIG. 3 is a top view thereof;
FIG. 4 is a right view thereof;
FIG. 5 is a left view thereof;
FIG. 6 is a fragmentary enlarged front view;
FIG. 7 is an end view taken along line 7-7 in FIG. 6; and,
FIG. 8 is an end view taken along line 8-8 in FIG. 6.
Broken lines shown in the drawings are intended to show environment portions of a tire that are not being claimed, and form no part of the claimed design. The light stippled surface shading represents the surface of the tire tread, and the dark stippled surface shading represents the recessed portion of the tread grooves, having the depth as shown in FIGS. 7 and 8.

(56) **References Cited**

U.S. PATENT DOCUMENTS

D689,013 S 9/2013 Yasunaga
D759,575 S 6/2016 Yasunaga
D801,257 S * 10/2017 Sekine D12/514
D852,118 S * 6/2019 Nakamura D12/518

1 Claim, 8 Drawing Sheets



(56)

References Cited

FOREIGN PATENT DOCUMENTS

| | | |
|----|-----------|--------|
| JP | 1594664 S | 1/2018 |
| WO | DM098716 | 5/2018 |

OTHER PUBLICATIONS

HC2950030700, Toyo Tires Passenger & Light Truck Tires 2017 Product Data Book, (ToyoTireU.S.A.Corp.), Sep. 1, 2017, Retrieved from the Known Design Database of the Japan Patent Office using Internet, <URL: https://www.j-platpat.inpit.go.jp/web/ishou/dpdj/DPDJ_GM301_Detailed.action>.

HJ2601420900, Website <URL: <http://www.bridgestone.co.jp/corporate/news/2014052303.html>>, (Bridgestone Corporation), Jul. 5, 2016, [database online], [retrieved on Jun. 3, 2014], Retrieved from the Known Design Database of the Japan Patent Office using Internet, <URL: https://www.j-platpat.inpit.go.jp/web/ishou/dpdj/DPDJ_GM301_Detailed.action>.

* cited by examiner

FIG. 1

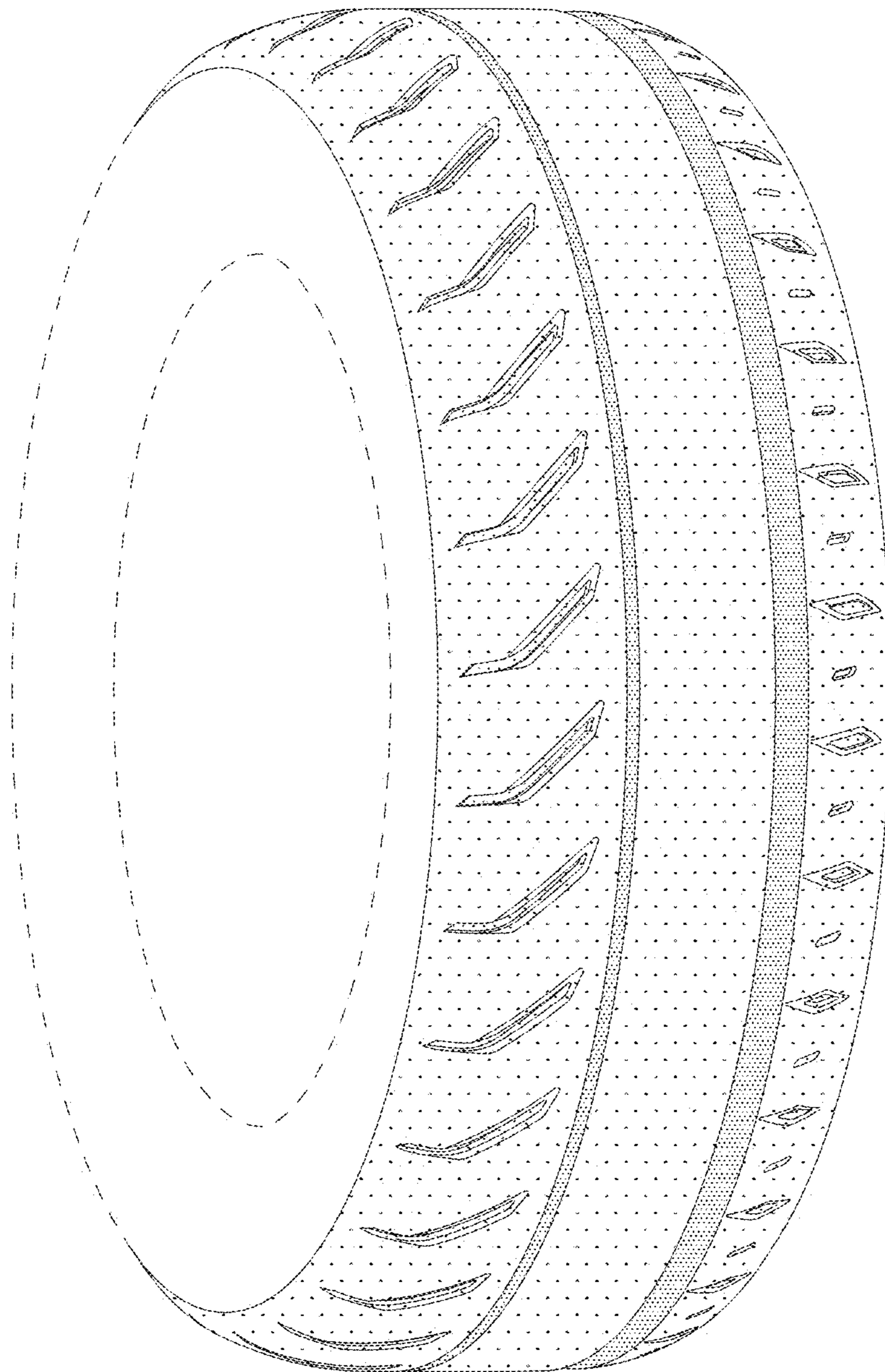


FIG. 2




FIG. 3




FIG. 4

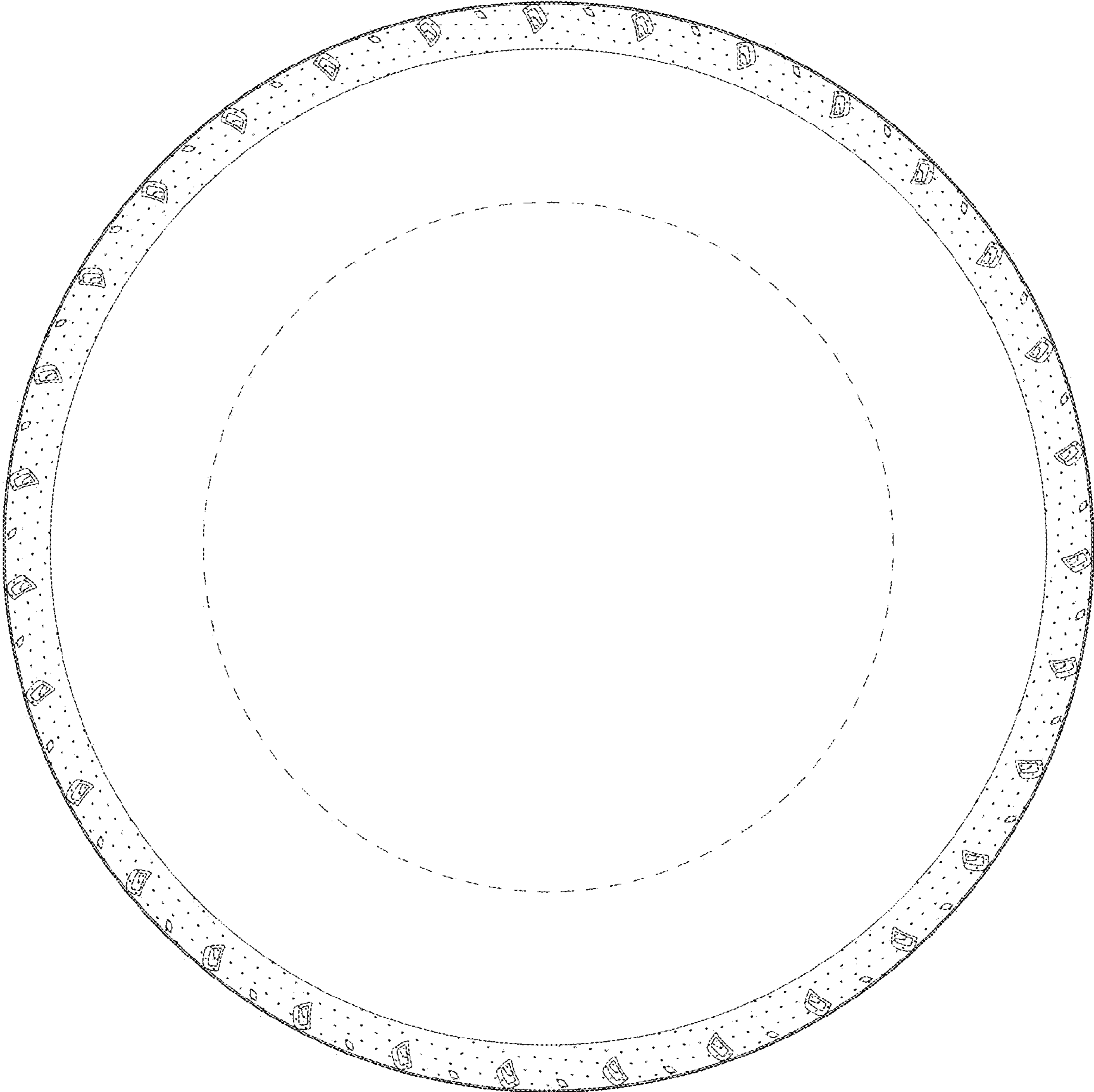


FIG. 5

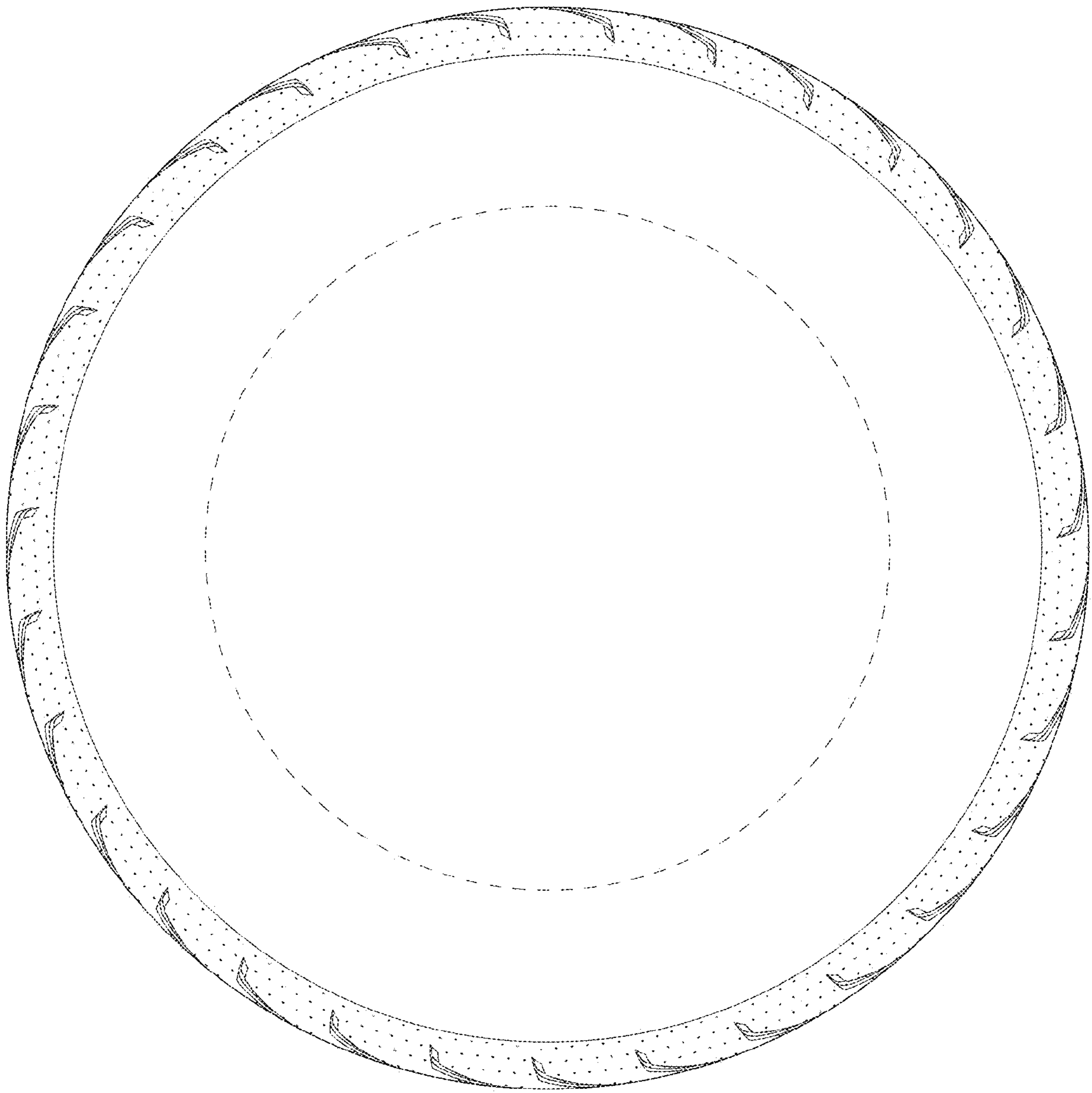


FIG. 6




FIG. 7




FIG. 8

