



US00D889379S

(12) **United States Design Patent** (10) **Patent No.:** **US D889,379 S**
Peat (45) **Date of Patent:** **** Jul. 7, 2020**

(54) **ROOF FOR A VEHICLE**
(71) Applicant: **Jaguar Land Rover Limited**, Whitley,
Coventry (GB)
(72) Inventor: **Anthony Peat**, Coventry (GB)
(73) Assignee: **Jaguar Land Rover Limited**, Whitley
Coventry (GB)

(**) Term: **15 Years**

(21) Appl. No.: **29/640,915**

(22) Filed: **Mar. 19, 2018**

(30) **Foreign Application Priority Data**

Sep. 18, 2017 (EM) 004360550

(51) **LOC (12) Cl.** **12-16**

(52) **U.S. Cl.**
USPC **D12/404**

(58) **Field of Classification Search**
USPC D12/401-405, 182-183; D6/610
CPC A47D 15/00; A47C 7/66; A47C 31/00;
A47G 9/068
See application file for complete search history.

(56) **References Cited**

U.S. PATENT DOCUMENTS

D438,840 S * 3/2001 Dowdey D12/404
D483,317 S * 12/2003 Dowdey D12/404
D625,680 S * 10/2010 de Waal D12/404
D748,564 S * 2/2016 Frascella D12/404

D817,255 S * 5/2018 Volpicelli D12/404
D829,156 S * 9/2018 Verachtert D12/404
D829,635 S * 10/2018 Verachtert D12/404
D856,261 S * 8/2019 Beckles D12/404
2009/0066110 A1* 3/2009 Beierl B60J 7/0084
296/107.01
2012/0126583 A1* 5/2012 Brown B60R 13/0231
296/210
2013/0257108 A1* 10/2013 Sugimoto B60J 7/0007
296/214
2017/0113523 A1* 4/2017 Holzel B60J 7/024

* cited by examiner

Primary Examiner — Katrina A Betton

(74) *Attorney, Agent, or Firm* — Wood Herron & Evans
LLP

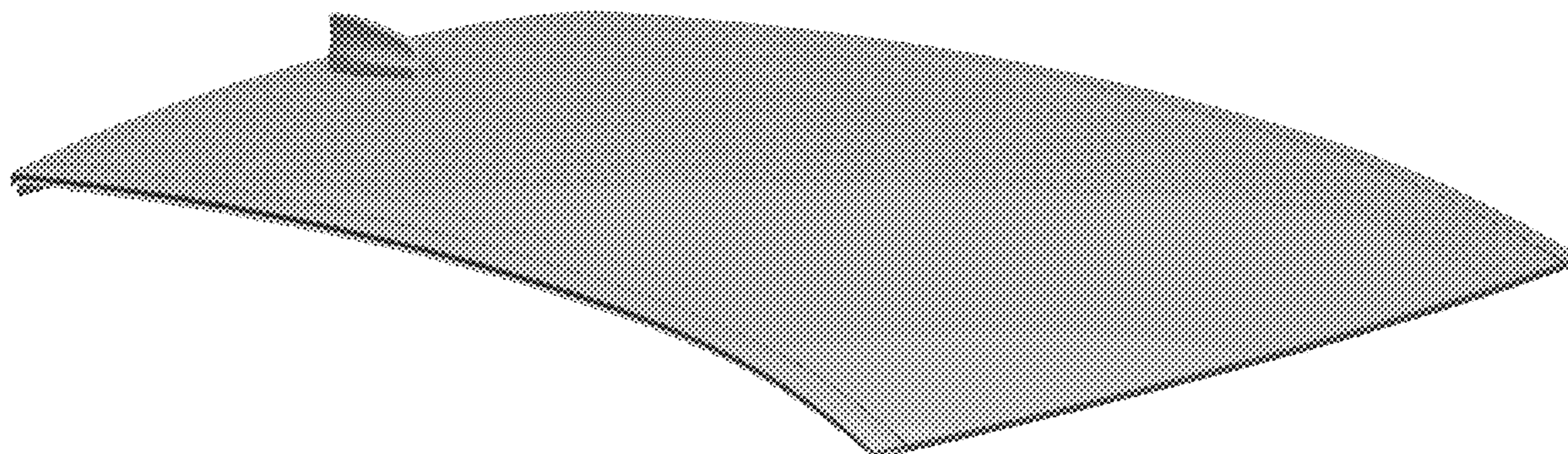
(57) **CLAIM**

The ornamental design for a roof for a vehicle, as shown and
described.

DESCRIPTION

FIG. 1 is a front left perspective view of a roof for a vehicle
according to the present invention.
FIG. 2 is a rear left perspective view of the roof shown in
FIG. 1.
FIG. 3 is a front right bottom perspective view thereof.
FIG. 4 is a rear right bottom perspective view thereof.
FIG. 5 is a front view thereof.
FIG. 6 is a rear view thereof.
FIG. 7 is a left top side perspective view thereof.
FIG. 8 is a right top side perspective view thereof.
FIG. 9 is a top view thereof; and,
FIG. 10 is a bottom view thereof.

1 Claim, 8 Drawing Sheets






FIG. 1

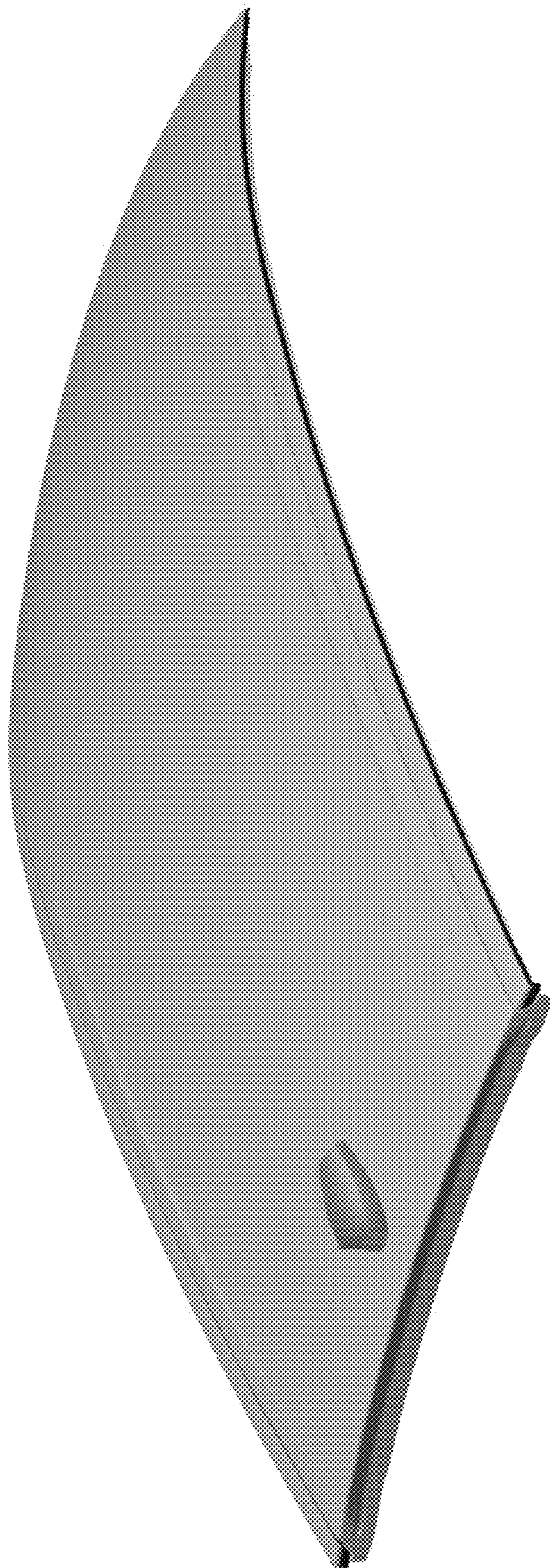


FIG. 2




FIG. 3




FIG. 4




FIG. 5




FIG. 6




FIG. 7

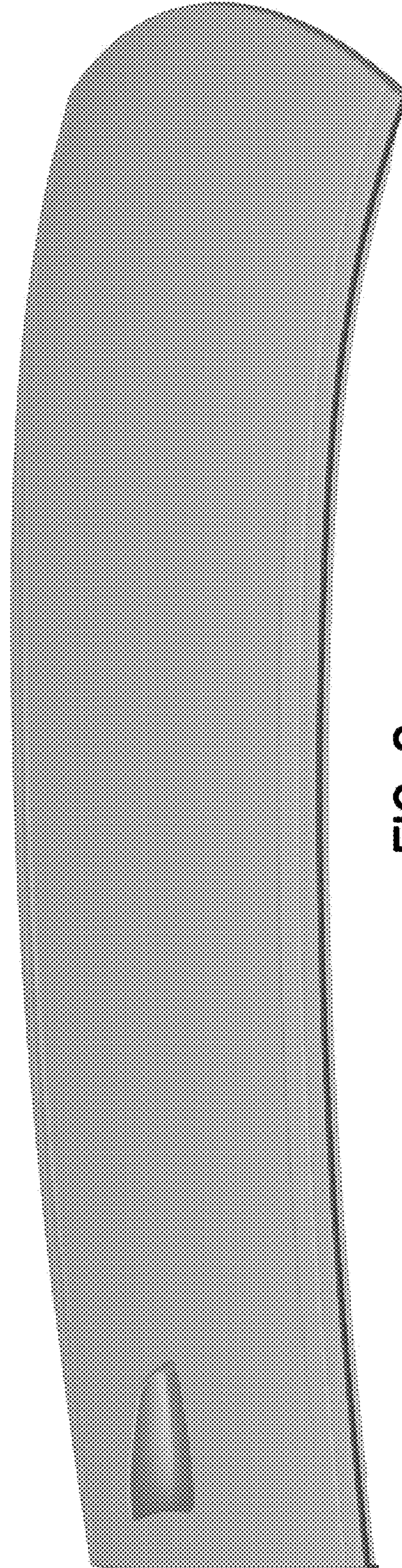


FIG. 8



FIG. 9




FIG. 10