



US00D889371S

(12) **United States Design Patent**
Campbell

(10) **Patent No.:** **US D889,371 S**

(45) **Date of Patent:** **** Jul. 7, 2020**

(54) **WHEEL FOR AUTOMOBILE**

(71) Applicant: **Nissan Motor Co., Ltd.**, Yokohama,
Kanagawa (JP)

(72) Inventor: **Ryan Campbell**, San Diego, CA (US)

(73) Assignee: **Nissan Motor Co., Ltd.**, Yokohama
(JP)

(**) Term: **15 Years**

(21) Appl. No.: **29/673,996**

(22) Filed: **Dec. 19, 2018**

(30) **Foreign Application Priority Data**

Jul. 4, 2018 (JP) 2018-014799

(51) **LOC (12) Cl.** **12-16**

(52) **U.S. Cl.**
USPC **D12/211**

(58) **Field of Classification Search**

USPC D12/204–213
CPC B60B 7/00; B60B 7/02; B60B 7/04; B60B
7/01; B60B 7/06; B60B 3/02; B60B 3/04;
B60B 3/06; B60B 3/10; B60B 1/00;
B60B 1/08; B60B 1/10; B60B 1/12

See application file for complete search history.

(56) **References Cited**

U.S. PATENT DOCUMENTS

D275,193 S *	8/1984	Schinella	D12/211
D432,071 S *	10/2000	Brown	D12/211
D500,005 S *	12/2004	van Hooydonk	D12/211
D541,203 S *	4/2007	Sulahian	D12/211
D695,668 S *	12/2013	Juergens	D12/209
D697,467 S *	1/2014	Pollmann	D12/209
D720,274 S *	12/2014	Mielke	D12/211

D757,626 S *	5/2016	Bridan	D12/209
D763,773 S *	8/2016	Chung	D12/211
D770,351 S *	11/2016	Choi	D12/209
D820,761 S *	6/2018	Badstuebner	D12/211
D826,126 S *	8/2018	Valencia Pollex	D12/209
D832,182 S *	10/2018	Peat	D12/211
D842,198 S *	3/2019	Han	D12/209
D847,071 S *	4/2019	Kawaguchi	D12/209
D848,923 S *	5/2019	Tran	D12/209
D853,307 S *	7/2019	He	D12/211
D860,101 S *	9/2019	Bjerke	D12/209
D862,345 S *	10/2019	Woodhouse	D12/209

* cited by examiner

Primary Examiner — Stacia A Cadmus

(74) *Attorney, Agent, or Firm* — Global IP Counselors,
LLP

(57) **CLAIM**

The ornamental design for a wheel for an automobile, as shown and described.

DESCRIPTION

FIG. 1 is a front elevational view of a wheel for an automobile in accordance with my new design;
FIG. 2 is a rear elevational view thereof;
FIG. 3 is a top plan view thereof;
FIG. 4 is a bottom plan view thereof;
FIG. 5 is a left side elevational view thereof;
FIG. 6 is a right side elevational view thereof; and,
FIG. 7 is a front side perspective view thereof.

The inside surfaces of the wheel, shown in broken lines in FIGS. 2 and 7, form no part of the claimed design since the inside surfaces are hidden when the wheel is mounted to the automobile.

A second embodiment of my new design includes the mirror image of the wheel shown in FIGS. 1 to 7.

1 Claim, 7 Drawing Sheets

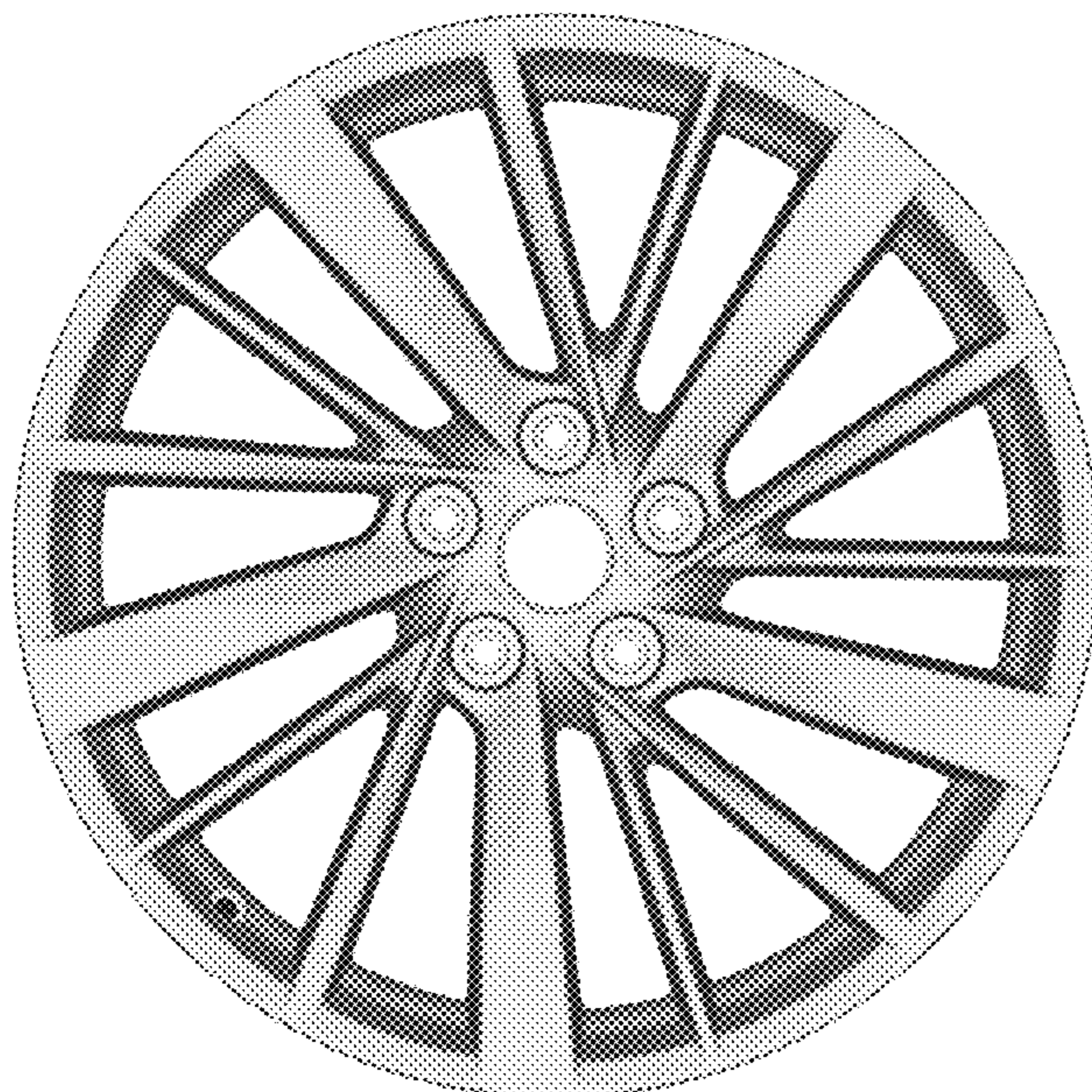




FIG. 1




FIG. 2




FIG. 3




FIG. 4




FIG. 5




FIG. 6



FIG. 7