



US00D889361S

(12) **United States Design Patent**
Minchella

(10) **Patent No.:** **US D889,361 S**

(45) **Date of Patent:** **** Jul. 7, 2020**

(54) **WHEEL**

(71) Applicant: **Jaguar Land Rover Limited**, Whitley, Coventry (GB)

(72) Inventor: **Alessio Minchella**, Whitley Coventry (GB)

(73) Assignee: **Jaguar Land Rover Limited**, Whitley, Coventry (GB)

(**) Term: **15 Years**

(21) Appl. No.: **29/683,816**

(22) Filed: **Mar. 15, 2019**

(30) **Foreign Application Priority Data**

Sep. 16, 2018 (EM) 005642550

(51) **LOC (12) Cl.** **12-16**

(52) **U.S. Cl.**
USPC **D12/209**

(58) **Field of Classification Search**
USPC D12/204–213; D21/563
CPC B60B 7/00; B60B 7/02; B60B 7/04; B60B 7/01; B60B 7/06; B60B 3/02; B60B 3/04; B60B 3/06; B60B 3/10; B60B 1/00; B60B 1/08; B60B 1/10; B60B 1/12
See application file for complete search history.

(56) **References Cited**

U.S. PATENT DOCUMENTS

D682,761 S * 5/2013 Pollmann D12/209
D695,669 S * 12/2013 Pollmann D12/209

D725,569 S * 3/2015 Komukai D12/209
D752,496 S * 3/2016 Smith D12/209
D753,045 S * 4/2016 Kawaguchi D12/209
D775,044 S * 12/2016 Smith D12/209
D813,138 S * 3/2018 Chung D12/211
D819,535 S * 6/2018 Austin D12/209
D819,536 S * 6/2018 Austin D12/209
D825,424 S * 8/2018 Setter D12/209
D832,177 S * 10/2018 Grewer D12/209
D834,485 S * 11/2018 Manzoni D12/209
D836,524 S * 12/2018 Austin D12/209
D848,922 S * 5/2019 Tovey D12/209
D848,925 S * 5/2019 Myrberg D12/209
D856,254 S * 8/2019 Melville-Brown D12/209
D857,590 S * 8/2019 Setter D12/209

* cited by examiner

Primary Examiner — Stacia A Cadmus

(74) *Attorney, Agent, or Firm* — Wood Herron & Evans LLP


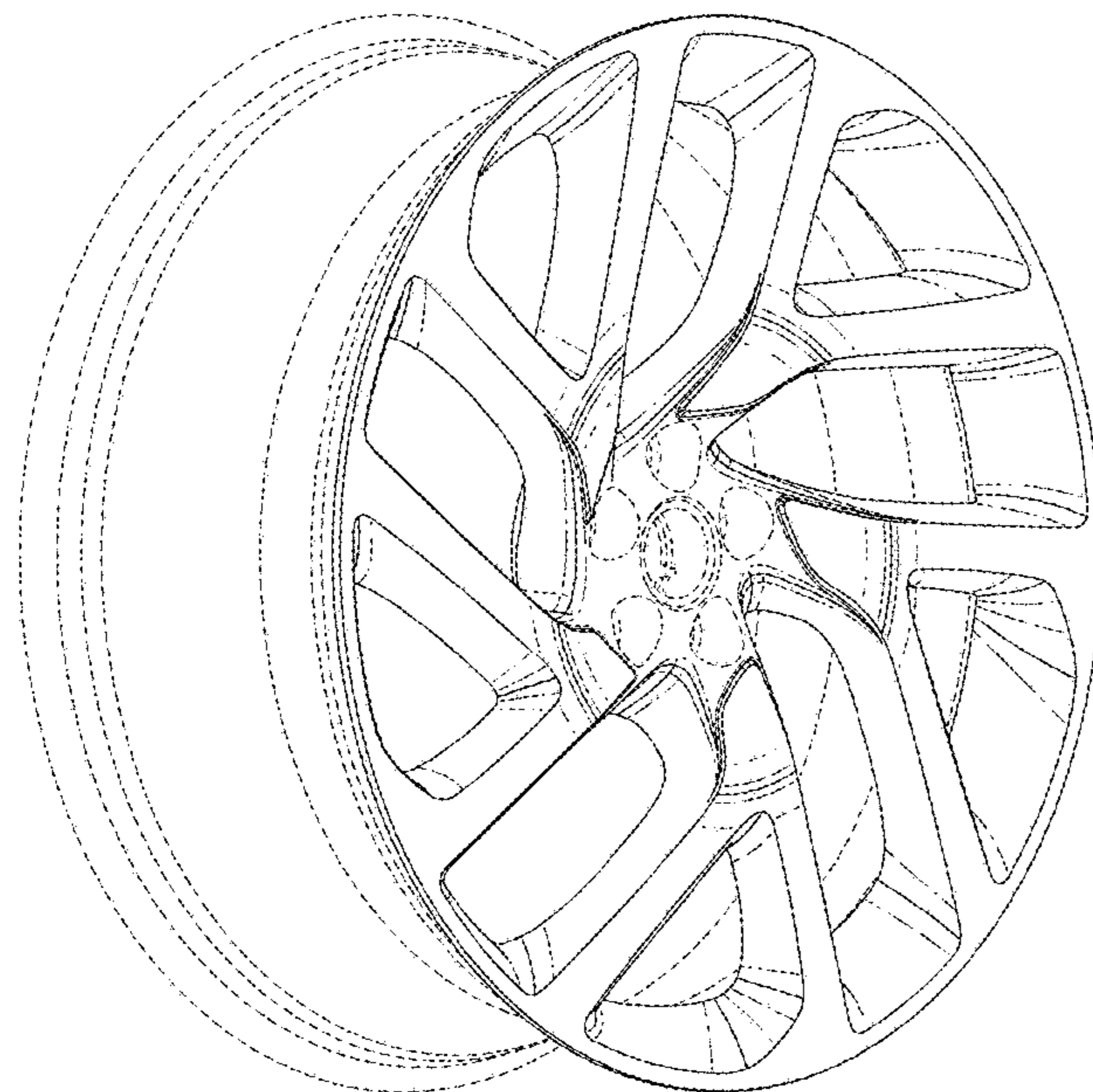
(57) **CLAIM**

The ornamental design for a wheel, as shown and described.

DESCRIPTION

FIG. 1 is a front left perspective view of a wheel according to the present invention. FIG. 2 is a front view of the wheel shown in FIG. 1; and, FIG. 3 is a left side view thereof, the right side view being a mirror image thereof. The broken line showing of the rear of the rim, the bolt holes, and the center hole in the central hub area is included for the purpose of illustrating environment and forms no part of the claimed design.

1 Claim, 3 Drawing Sheets



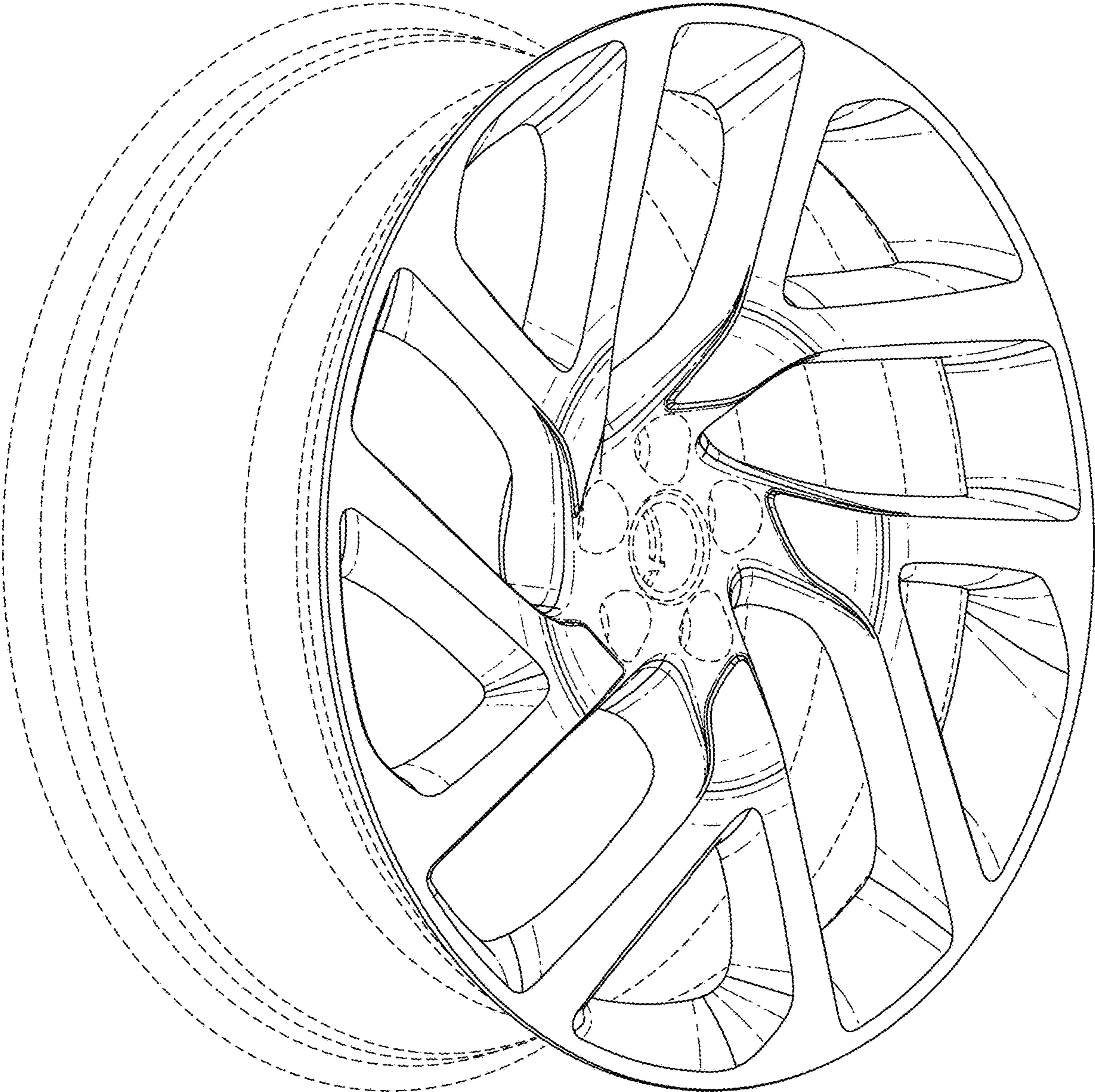


FIG. 1




FIG. 2

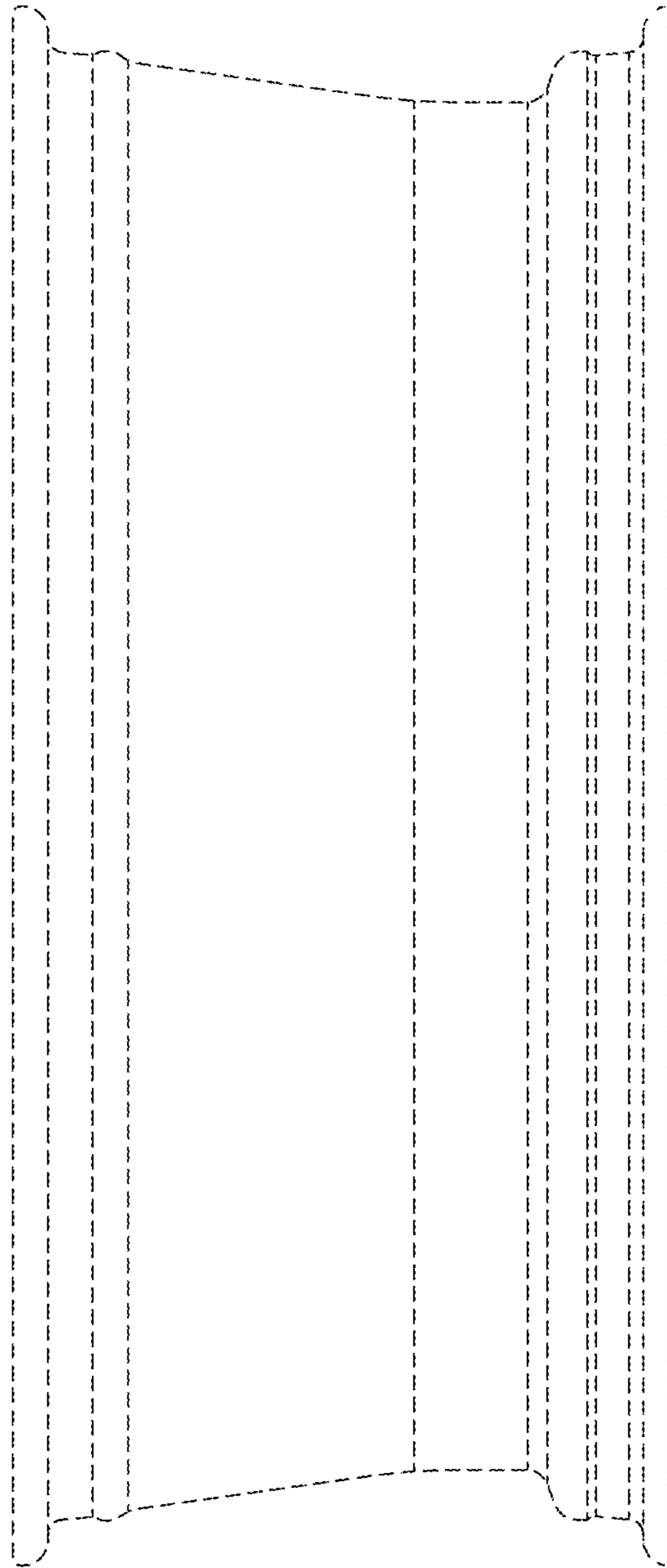


FIG. 3