



US00D889351S

(12) **United States Design Patent**  
**Wang**

(10) **Patent No.:** **US D889,351 S**

(45) **Date of Patent:** **\*\* Jul. 7, 2020**

(54) **VEHICLE WHEEL**

(71) Applicant: **Dicastal North America, Inc.**,  
Greenville, MI (US)

(72) Inventor: **Jufeng Wang**, Qinhuangdao (CN)

(73) Assignee: **Dicastal North America, Inc.**,  
Greenville, MI (US)

(\*\*) Term: **15 Years**

(21) Appl. No.: **29/667,593**

(22) Filed: **Oct. 23, 2018**

(51) **LOC (12) Cl.** ..... **12-16**

(52) **U.S. Cl.**  
USPC ..... **D12/209**

(58) **Field of Classification Search**  
USPC ..... D12/204-213; D21/563  
CPC .... B60B 7/00; B60B 7/02; B60B 7/04; B60B  
7/01; B60B 7/06; B60B 3/02; B60B 3/04;  
B60B 3/06; B60B 3/10; B60B 1/00;  
B60B 1/08; B60B 1/10; B60B 1/12  
See application file for complete search history.

(56) **References Cited**

**U.S. PATENT DOCUMENTS**

D542,728 S *	5/2007	Ichinose	.....	D12/211
D567,167 S *	4/2008	Forster	.....	D12/211
D589,428 S *	3/2009	Scheu	.....	D12/211
D625,235 S *	10/2010	Nissl	.....	D12/209
D660,768 S *	5/2012	De Bono	.....	D12/211
D731,390 S *	6/2015	Kobayashi	.....	D12/211
D744,398 S *	12/2015	Nissl	.....	D12/209

D748,034 S *	1/2016	Hall	.....	D12/211
D749,029 S *	2/2016	Wheel	.....	D12/211
D769,171 S *	10/2016	Johnson	.....	D12/211
D780,654 S *	3/2017	Gallert	.....	D12/204
D792,830 S *	7/2017	Groth	.....	D12/211
D808,326 S *	1/2018	Chung	.....	D12/211
D811,979 S *	3/2018	Svensson	.....	D12/211
D844,529 S *	4/2019	Lemke	.....	D12/209
D849,646 S *	5/2019	Waldron	.....	D12/209
D851,010 S *	6/2019	Sze	.....	D12/209
D853,931 S *	7/2019	Khachatryan	.....	D12/209
D853,934 S *	7/2019	Waldron	.....	D12/211
D854,999 S *	7/2019	Bucher	.....	D12/209
D856,894 S *	8/2019	Valencia Pollex	.....	D12/209
D861,566 S *	10/2019	Kippes	.....	D12/209
D877,026 S *	3/2020	Rosello Visa	.....	D12/209

\* cited by examiner

*Primary Examiner* — Stacia A Cadmus

(74) *Attorney, Agent, or Firm* — Emerson, Thomson &  
Bennett, LLC; Roger D. Emerson

(57) **CLAIM**

I claim the ornamental design for a vehicle wheel, as shown  
and described.

**DESCRIPTION**

FIG. 1 is a front view of a vehicle wheel showing our new  
design;

FIG. 2 is a side view thereof; and,

FIG. 3 is a perspective view thereof.

The claimed design, as shown in FIGS. 1-3, is a new and  
ornamental design for a wheel to be used on automotive  
vehicles.

**1 Claim, 3 Drawing Sheets**








FIGURE 1



**FIGURE 2**



FIGURE 3