



US00D889350S

(12) **United States Design Patent**  
**Wang**

(10) **Patent No.:** **US D889,350 S**

(45) **Date of Patent:** **\*\* Jul. 7, 2020**

(54) **VEHICLE WHEEL**

(71) Applicant: **Dicastal North America, Inc.,**  
Greenville, MI (US)

(72) Inventor: **Jufeng Wang, Qinhuangdao (CN)**

(73) Assignee: **Dicastal North America, Inc.,**  
Greenville, MI (US)

(\*\*) Term: **15 Years**

(21) Appl. No.: **29/667,587**

(22) Filed: **Oct. 23, 2018**

(51) **LOC (12) Cl.** ..... **12-16**

(52) **U.S. Cl.**  
USPC ..... **D12/209**

(58) **Field of Classification Search**  
USPC ..... D12/204–213; D21/563  
CPC .... B60B 7/00; B60B 7/02; B60B 7/04; B60B  
7/01; B60B 7/06; B60B 3/02; B60B 3/04;  
B60B 3/06; B60B 3/10; B60B 1/00;  
B60B 1/08; B60B 1/10; B60B 1/12  
See application file for complete search history.

(56) **References Cited**

**U.S. PATENT DOCUMENTS**

D685,710 S	*	7/2013	Hanaoka	.....	D12/204
D695,184 S	*	12/2013	Pollmann	.....	D12/209
D707,166 S	*	6/2014	Wheel	.....	D12/209
D723,989 S	*	3/2015	Morikawa	.....	D12/209

D734,235 S	*	7/2015	Juergens	.....	D12/209
D740,191 S	*	10/2015	Webber	.....	D12/209
D752,499 S	*	3/2016	Sze	.....	D12/211
D763,159 S	*	8/2016	Valencia Pollex	.....	D12/209
D768,553 S	*	10/2016	Ishii	.....	D12/209
D770,352 S	*	11/2016	Sze	.....	D12/209
D781,761 S	*	3/2017	Lee	.....	D12/209
D781,762 S	*	3/2017	Setter	.....	D12/209
D788,674 S	*	6/2017	Mielke	.....	D12/209
D804,391 S	*	12/2017	Ishii	.....	D12/209
D807,269 S	*	1/2018	Peat	.....	D12/209
D846,477 S	*	4/2019	Bucher	.....	D12/209
D848,336 S	*	5/2019	Holly	.....	D12/209
D862,352 S	*	10/2019	Bjerke	.....	D12/209
D864,832 S	*	10/2019	Schell	.....	D12/209
D867,256 S	*	11/2019	Li	.....	D12/209
D867,957 S	*	11/2019	Kato	.....	D12/209
D871,998 S	*	1/2020	Liu	.....	D12/209
D877,024 S	*	3/2020	Valencia Pollex	.....	D12/209

\* cited by examiner

*Primary Examiner* — Stacia A Cadmus

(74) *Attorney, Agent, or Firm* — Emerson, Thomson & Bennett, LLC; Roger D. Emerson

(57) **CLAIM**

I claim the ornamental design for a vehicle wheel, as shown and described.

**DESCRIPTION**

FIG. 1 is a front view of a vehicle wheel showing the design; FIG. 2 is a side view; and, FIG. 3 is a perspective view of a vehicle wheel.

**1 Claim, 3 Drawing Sheets**







FIGURE 1




FIGURE 2



FIGURE 3