



US00D889344S

(12) **United States Design Patent** (10) **Patent No.:** **US D889,344 S**
Tonello et al. (45) **Date of Patent:** **** Jul. 7, 2020**

(54) **VEHICLE LIFTGATE**

(71) Applicant: **Ford Global Technologies, LLC**,
Dearborn, MI (US)

(72) Inventors: **Domenico Tonello**, Cologne (DE);
Jordan Demkiw, Cologne (DE); **Joel Piaskowski**, Dusseldorf (DE); **Claudio Messale**, Cologne (DE); **George Saridakis**, Edinburgh (GB)

(73) Assignee: **Ford Global Technologies, LLC**,
Dearborn, MI (US)

(**) Term: **15 Years**

(21) Appl. No.: **29/661,873**

(22) Filed: **Aug. 31, 2018**

(30) **Foreign Application Priority Data**

Mar. 2, 2018 (DE) 40 2018 100 228

(51) **LOC (12) Cl.** **12-16**

(52) **U.S. Cl.**
USPC **D12/196**

(58) **Field of Classification Search**
USPC D12/86, 163-164, 169, 173, 175, 177,
D12/184, 196
CPC B60J 11/06; B60R 13/00; B60R 13/10;
B62D 25/10; B62D 35/00; B62D 35/007;
E05D 5/062
See application file for complete search history.

(56) **References Cited**

U.S. PATENT DOCUMENTS

D432,066 S * 10/2000 Toyota D12/196
D592,577 S * 5/2009 Lamm D12/196
D660,213 S * 5/2012 Ikuma D12/164
D696,989 S * 1/2014 Suga D12/164

D697,455 S * 1/2014 Kubota D12/164
D706,689 S * 6/2014 Tada D12/164
D725,566 S * 3/2015 Rugar D12/196
D731,933 S * 6/2015 Beaven D12/164
D733,013 S * 6/2015 Kamiura D12/164
D751,471 S * 3/2016 Futschik D12/164
D763,142 S * 8/2016 Tokizane D12/164
D763,758 S * 8/2016 Luk D12/196
D764,995 S * 8/2016 Bucher D12/196
D766,795 S * 9/2016 Kim D12/196
D776,580 S * 1/2017 Fukui D12/164

(Continued)

OTHER PUBLICATIONS

Noe, Rain. "Ford's Foot-Activated Liftgates." Core77, published May 20, 2013 (Retrieved from the Internet Dec. 18, 2019). Internet URL <<https://www.core77.com/posts/24901/Fords-Foot-Activated-Liftgates>> (Year: 2013).*

(Continued)

Primary Examiner — Jack Reickel
Assistant Examiner — Rachel A Voorhies


(57) **CLAIM**

The ornamental design for a vehicle liftgate, as shown and described.

DESCRIPTION

FIG. 1 is a front elevational view of a vehicle liftgate, showing our new design;
FIG. 2 is a rear elevational view thereof;
FIG. 3 is a left side elevational view thereof;
FIG. 4 is a right side elevational view thereof;
FIG. 5 is a top plan view thereof;
FIG. 6 is a bottom plan view thereof;
FIG. 7 is a top, front, and left side perspective view thereof;
FIG. 8 is a bottom, front, and left side perspective view thereof; and,
FIG. 9 is a top and rear perspective view thereof.

1 Claim, 9 Drawing Sheets



(56)

References Cited

U.S. PATENT DOCUMENTS

D779,394 S * 2/2017 Suga D12/164
 D781,195 S * 3/2017 Yu D12/196
 D783,482 S * 4/2017 Smith D12/196
 D784,231 S * 4/2017 Henstridge D12/196
 D789,267 S * 6/2017 Kim D12/196
 D797,632 S * 9/2017 Zipfel D12/196
 D798,784 S * 10/2017 Kim D12/196
 D801,900 S * 11/2017 Kim D12/196
 D803,123 S * 11/2017 Granlund D12/196
 D803,746 S * 11/2017 Han D12/196
 D805,985 S * 12/2017 Nakamura D12/196
 D816,003 S * 4/2018 Perkins D12/184
 D820,183 S * 6/2018 Gueler D12/196
 D823,763 S * 7/2018 Koo D12/196
 D830,245 S * 10/2018 Yoshimine D12/164
 D833,357 S * 11/2018 Kim D12/196
 D835,557 S * 12/2018 Whitla D12/196
 D867,251 S * 11/2019 Sarremejean D12/196

D873,193 S * 1/2020 Thogersen D12/196
 D873,749 S * 1/2020 Forschner D12/196
 D873,753 S * 1/2020 Ahn D12/196
 2014/0152038 A1* 6/2014 Crane B60S 1/0433
 296/56
 2018/0154746 A1* 6/2018 Lee B29C 65/02

OTHER PUBLICATIONS

Eau Claire Ford Lincoln. "How to Use a Foot Activated Liftgate . . ." YouTube, published Jun. 9, 2016 (Retrieved from the Internet Dec. 18, 2019). Internet URL: <<https://www.youtube.com/watch?v=TnyN91gIJZQ>> (Year: 2016).*

Admin. "Which 2018 Toyota Models Have a Power Liftgate Feature?" Ackerman Toyota, published Jan. 23, 2018 (Retrieved from the Internet Dec. 18, 2019). Internet URL: <<https://www.ackermantoyota.com/blog/how-to-use-the-toyota-power-liftgate/>> (Year: 2018).*

* cited by examiner



Fig. 1



Fig. 2

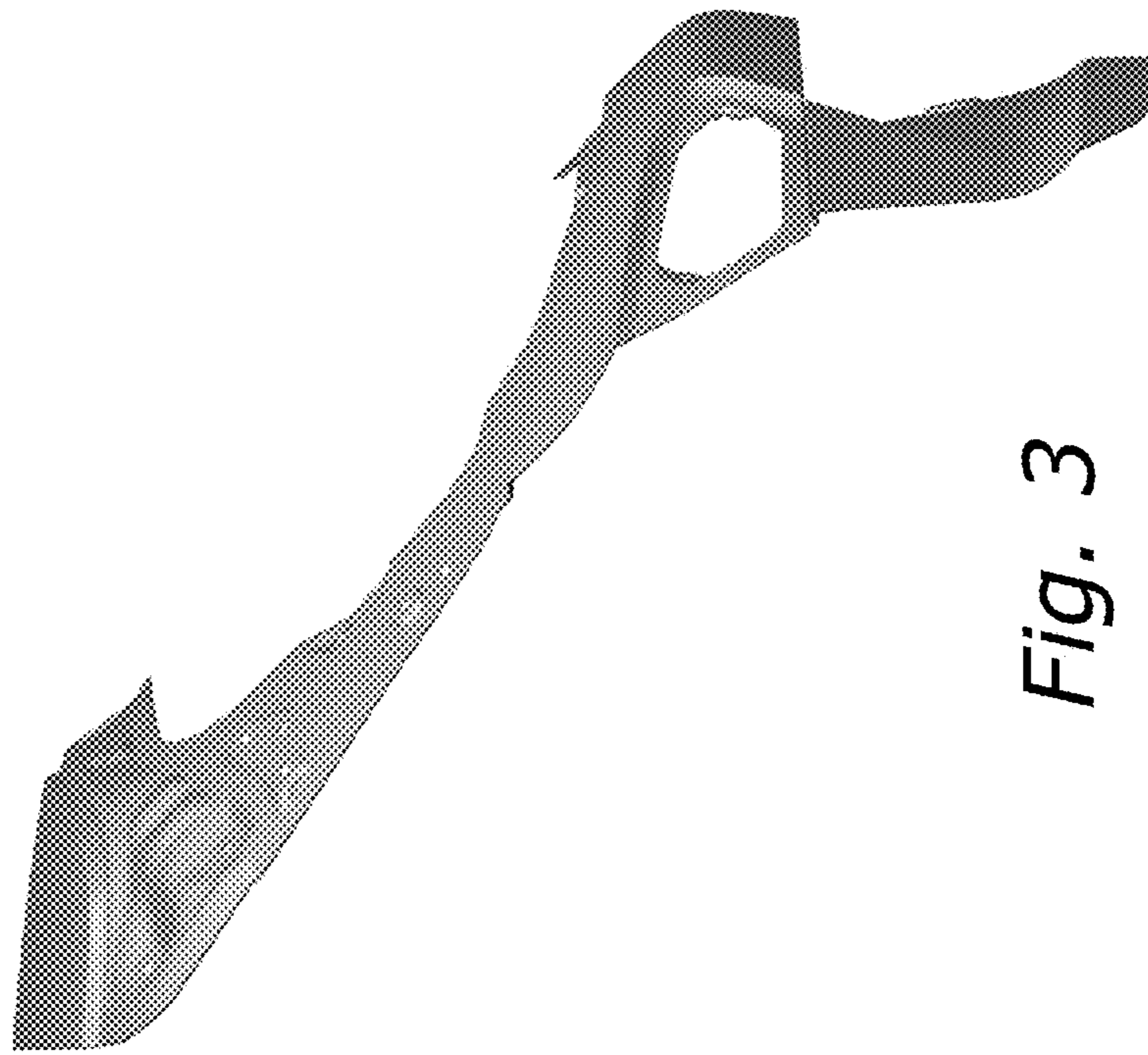


Fig. 3

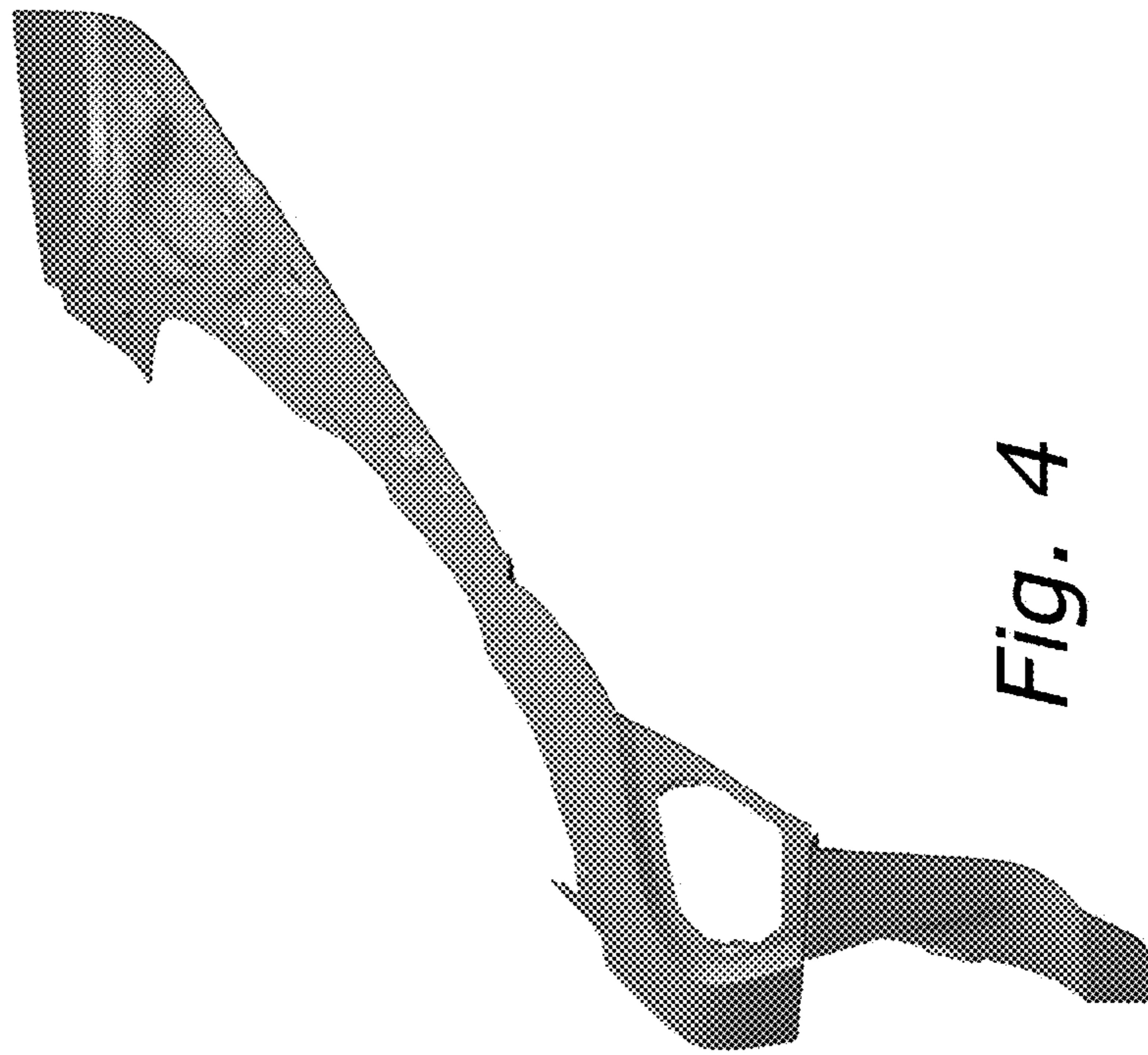


Fig. 4

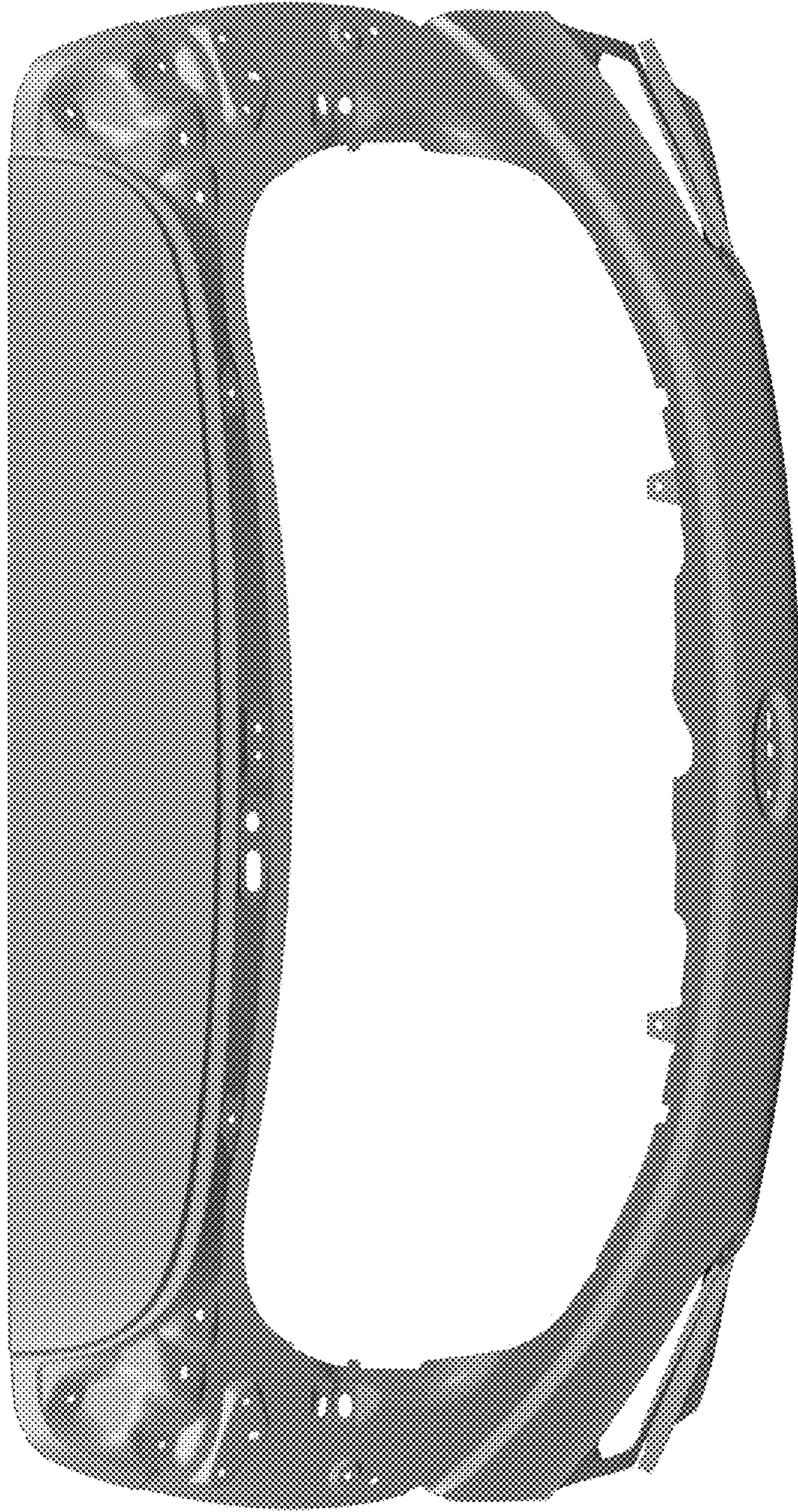


Fig. 5




Fig. 6

Fig. 7





Fig. 8

Fig. 9

