



US00D889337S

(12) **United States Design Patent** (10) **Patent No.:** **US D889,337 S**  
**Chan et al.** (45) **Date of Patent:** **\*\* Jul. 7, 2020**

(54) **SPOILER FOR A VEHICLE**  
(71) Applicant: **Jaguar Land Rover Limited**, Whitley, Coventry (GB)  
(72) Inventors: **Alex Chan**, Coventry (GB); **Paven Patel**, Coventry (GB)  
(73) Assignee: **Jaguar Land Rover Limited**, Whitley, Coventry (GB)  
(\*\*) Term: **15 Years**  
(21) Appl. No.: **29/629,599**  
(22) Filed: **Dec. 14, 2017**

(30) **Foreign Application Priority Data**  
Jun. 15, 2017 (EM) ..... 004048908  
(51) **LOC (12) Cl.** ..... **12-16**  
(52) **U.S. Cl.**  
USPC ..... **D12/181**  
(58) **Field of Classification Search**  
USPC ..... D12/181, 183, 184, 185, 190, 191, 192, D12/193, 195, 196, 400, 88, 96, 99  
CPC ..... B60R 13/02; B60R 13/04; B62D 35/02; B62D 35/005; B62D 35/007  
See application file for complete search history.

(56) **References Cited**  
U.S. PATENT DOCUMENTS  
D403,638 S \* 1/1999 Boniface ..... D12/181  
D586,711 S \* 2/2009 Sato ..... D12/181  
D607,385 S \* 1/2010 Krauss ..... D12/181  
D625,232 S \* 10/2010 Borkert ..... D12/181  
(Continued)

*Primary Examiner* — Susan E Krakower  
*Assistant Examiner* — Jerry Shiuan-Hua Hsu

(74) *Attorney, Agent, or Firm* — Wood Herron & Evans LLP

(57) **CLAIM**  
The ornamental design for a spoiler for a vehicle, as shown and described.

**DESCRIPTION**  
FIG. 1 is a front right perspective view of a spoiler for vehicle according to the present invention.  
FIG. 2 is a front left perspective view of the spoiler shown in FIG. 1.  
FIG. 3 is a rear left bottom perspective view thereof.  
FIG. 4 is a rear right bottom perspective view thereof.  
FIG. 5 is a front view thereof.  
FIG. 6 is a rear view thereof.  
FIG. 7 is a left side view thereof.  
FIG. 8 is a right side view thereof.  
FIG. 9 is a top view thereof.  
FIG. 10 is a bottom view thereof.  
FIG. 11 is a top view thereof, shown mounted on a vehicle in condition of use.  
FIG. 12 is a front right perspective view of a spoiler for vehicle according to an alternative embodiment of the present invention.  
FIG. 13 is a front left perspective view of the spoiler shown in FIG. 12.  
FIG. 14 is a rear left bottom perspective view thereof.  
FIG. 15 is a rear right bottom perspective view thereof.  
FIG. 16 is a front view thereof.  
FIG. 17 is a rear view thereof.  
FIG. 18 is a left side view thereof.  
FIG. 19 is a right side view thereof.  
FIG. 20 is a top view thereof.  
FIG. 21 is a bottom view thereof; and,  
FIG. 22 is a top view thereof, shown mounted on a vehicle in condition in use.  
The broken lines showing a vehicle in FIGS. 11 and 22 illustrate environmental structure and form no part of the claimed design. The remaining broken lines illustrate portions of the spoiler that forms no part of the claimed design.

**1 Claim, 22 Drawing Sheets**



(56)

**References Cited**

U.S. PATENT DOCUMENTS

D717,221 S *	11/2014	Borkert .....	D12/181
D763,149 S *	8/2016	Wheel .....	D12/181
D777,627 S *	1/2017	Patel .....	D12/181
D782,946 S *	4/2017	Wheel .....	D12/181
D786,156 S *	5/2017	Kang .....	D12/181
D816,568 S *	5/2018	Scheinhutte .....	D12/181
D817,828 S *	5/2018	Scheinhutte .....	D12/181
D827,525 S *	9/2018	Austin .....	D12/181
D828,251 S *	9/2018	Varga .....	D12/181
D846,463 S *	4/2019	Wheel .....	D12/181

\* cited by examiner




FIG. 1






FIG. 2




FIG. 3




FIG. 4






FIG. 5

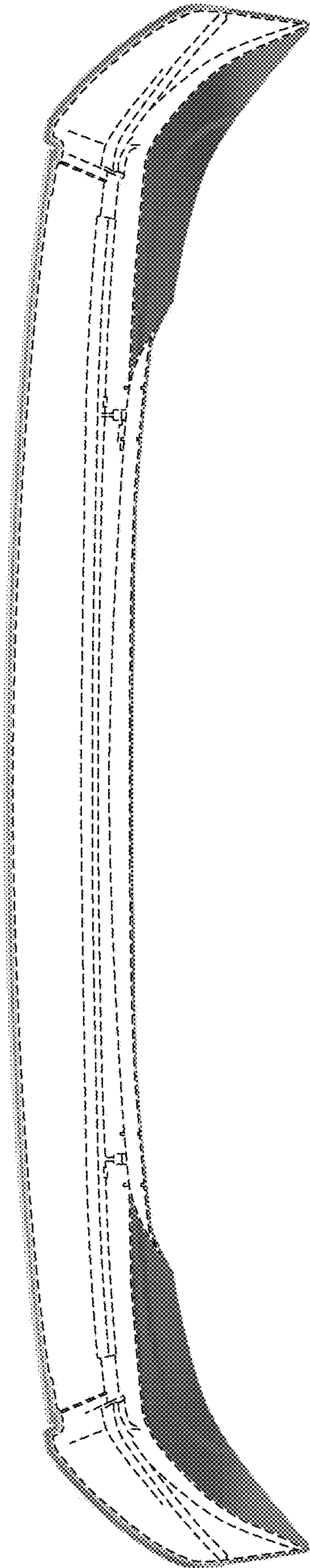


FIG. 6






FIG. 7






FIG. 8






FIG. 9



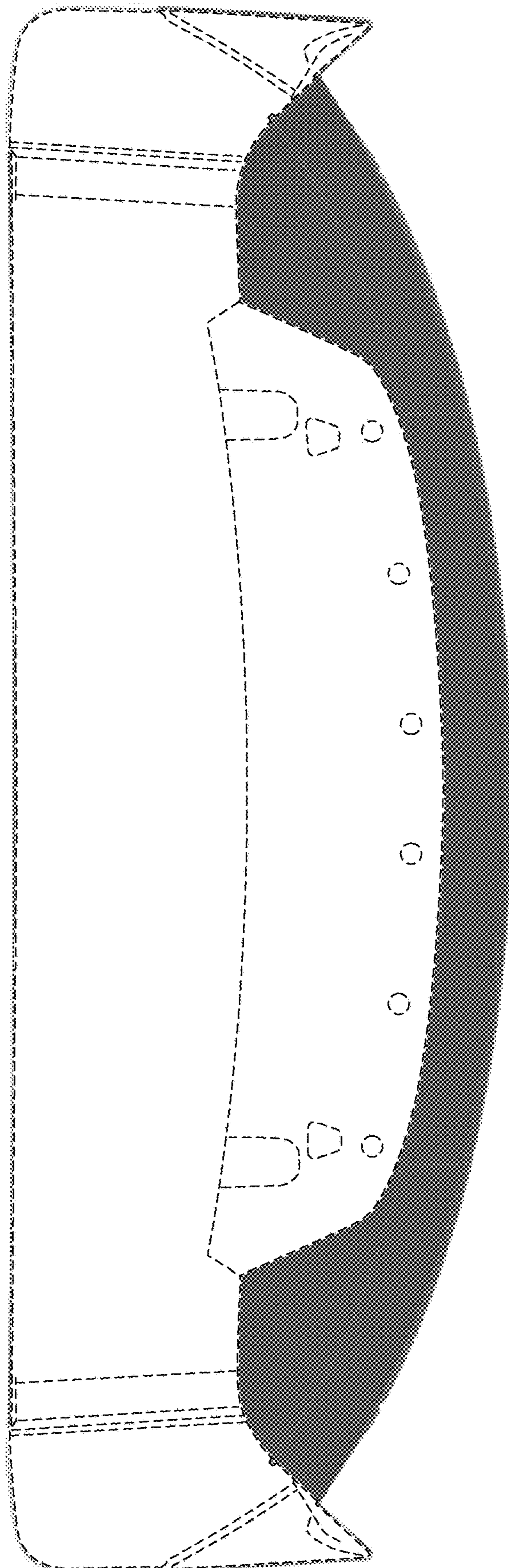


FIG. 10





FIG. 11






FIG. 12






FIG. 13




FIG. 14




FIG. 15






FIG. 16




FIG. 17



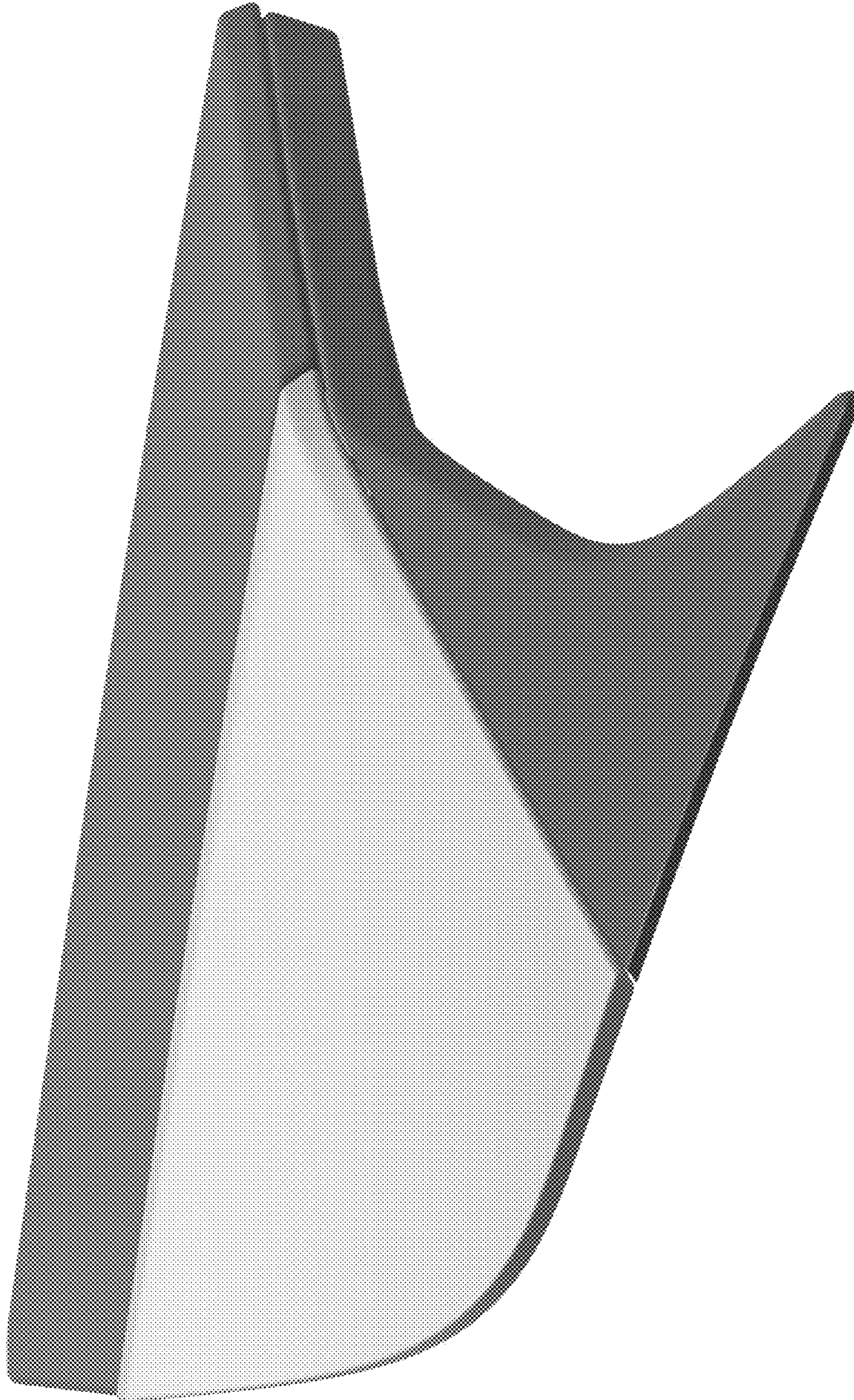


FIG. 18






FIG. 19






FIG. 20



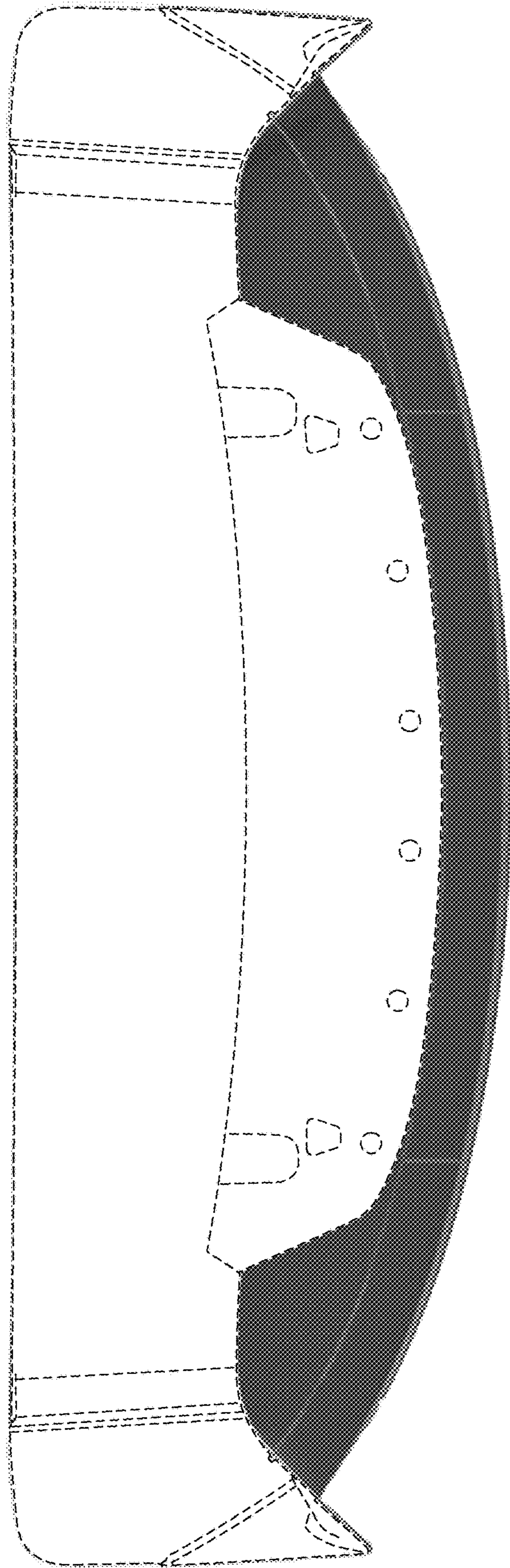


FIG. 21





FIG. 22



UNITED STATES PATENT AND TRADEMARK OFFICE  
**CERTIFICATE OF CORRECTION**

PATENT NO. : D889,337 S  
APPLICATION NO. : 29/629599  
DATED : July 7, 2020  
INVENTOR(S) : Alex Chan et al.

Page 1 of 1

It is certified that error appears in the above-identified patent and that said Letters Patent is hereby corrected as shown below:

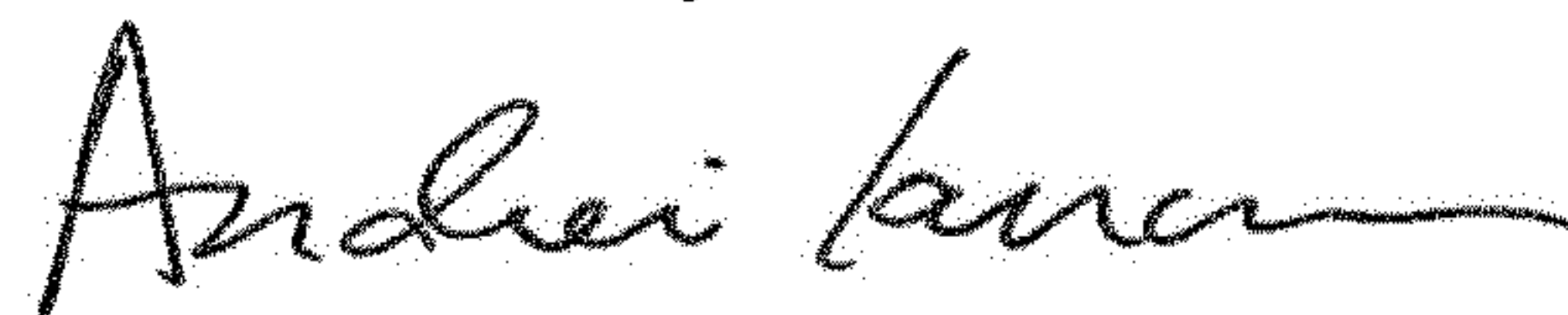
On the Title Page

Column 2, "Description", Lines 1-2, "FIG. 1 is a front right perspective view of a spoiler for vehicle according to" should be ---FIG. 1 is a front right perspective view of a spoiler for a vehicle according to---.

Column 2, "Description", Lines 15-16, "FIG. 12 is a right front perspective view of a spoiler for vehicle according to" should be ---FIG. 12 is a front right perspective view of a spoiler for a vehicle according to---.

Column 2, "Description", Line 29, "in condition in use" should be ---in condition of use---.

Signed and Sealed this  
Seventeenth Day of November, 2020



Andrei Iancu  
*Director of the United States Patent and Trademark Office*