



US00D889335S

(12) **United States Design Patent** (10) **Patent No.:** **US D889,335 S**
Bowman (45) **Date of Patent:** **** Jul. 7, 2020**

(54) **DISC**
(71) Applicant: **Vaughn C Jewell**, Conyers, GA (US)
(72) Inventor: **Ryan Bowman**, Conyers, GA (US)
(**) Term: **15 Years**
(21) Appl. No.: **29/665,492**
(22) Filed: **Oct. 3, 2018**
(51) **LOC (12) Cl.** **12-16**
(52) **U.S. Cl.**
USPC **D12/180**
(58) **Field of Classification Search**
USPC D8/499; D12/122-24, 127, 159-162,
D12/180, 209; D15/1, 5, 126, 135, 138,
D15/139, 143, 148, 149; D13/123, 151;
D21/694
CPC ... F01L 1/14; F01L 1/143; F01L 1/146; F01L
1/181; F01L 1/185; F01L 1/245; F01L
2105/02; F01L 2810/02; F01M 9/104;
F01M 9/107; Y10T 74/2107; F16D 66/02;
F06D 65/097; F06D 65/0972; F06D
65/0979; F16F 15/13164; F16F 15/13178
See application file for complete search history.

(56) **References Cited**
U.S. PATENT DOCUMENTS
D263,228 S * 3/1982 Nitz D15/148
D263,229 S * 3/1982 Nitz D15/148
D263,230 S * 3/1982 Nitz D15/148
D263,231 S * 3/1982 Nitz D15/148
4,907,677 A * 3/1990 Yamashita F16D 65/092
188/218 XL
D392,656 S * 3/1998 Mizukami D15/149
D476,608 S * 7/2003 Nadal Aloy D12/180
D497,127 S * 10/2004 Veneziano D12/180
D508,666 S * 8/2005 Cornolti D12/180
D524,201 S * 7/2006 Okabe D12/180

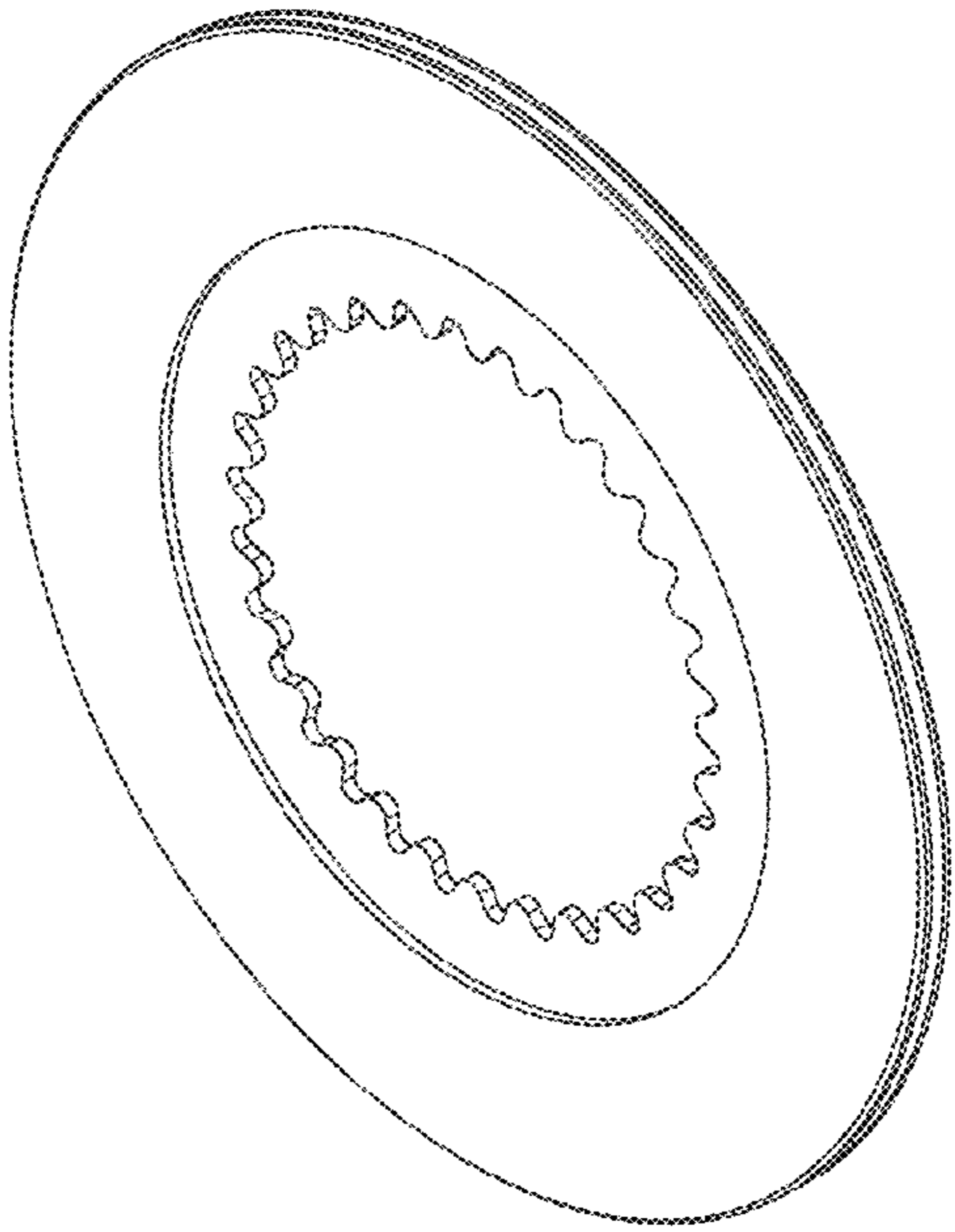
D548,581 S * 8/2007 Du Rousseau D8/399
D555,742 S * 11/2007 Lai D21/694
D581,844 S * 12/2008 Ohigashi D12/180
D732,084 S * 6/2015 Kuperman D15/5
D740,337 S * 10/2015 McCoy D15/138
D784,498 S * 4/2017 LaCroix D23/269
D787,995 S * 5/2017 Betto D12/180
D797,691 S * 9/2017 Joubert D13/182
D799,935 S * 10/2017 Rashidi Doust D8/354
D802,634 S * 11/2017 Romanoff D15/138
D810,705 S * 2/2018 Krishnan D13/182
9,915,298 B2 * 3/2018 Heravi F16D 11/14
D827,689 S * 9/2018 Turner D15/148
D829,140 S * 9/2018 Kittrell, Jr. D12/180
10,144,284 B2 * 12/2018 Christensen B60K 23/0808
D837,015 S * 1/2019 Tchakarov D8/70
D840,364 S * 2/2019 Ichino D13/182
10,228,026 B2 * 3/2019 Averill B60K 23/08
10,244,914 B2 * 4/2019 Tchakarov B24D 13/14
D870,782 S * 12/2019 Hanschen D15/126
D871,608 S * 12/2019 Okuda D24/224
(Continued)

Primary Examiner — Michael C Stout
Assistant Examiner — Fritzgerald L Butac
(74) *Attorney, Agent, or Firm* — Michael J. Bootcheck;
Michael J. Bootcheck, LLC

(57) **CLAIM**
The ornamental design for a disc, as shown and described.

DESCRIPTION
FIG. 1 is a perspective view of the disc;
FIG. 2 is a front view thereof;
FIG. 3 is a rear view thereof;
FIG. 4 is a side view thereof;
FIG. 5 is an opposite side view thereof;
FIG. 6 is another side view thereof;
FIG. 7 is an opposite side view thereof; and,
FIG. 8 is a rear perspective view thereof.

1 Claim, 8 Drawing Sheets



(56)

References Cited

U.S. PATENT DOCUMENTS

D871,609 S * 12/2019 Isozaki D24/224
10,535,458 B2 * 1/2020 Heravi H01F 7/081

* cited by examiner

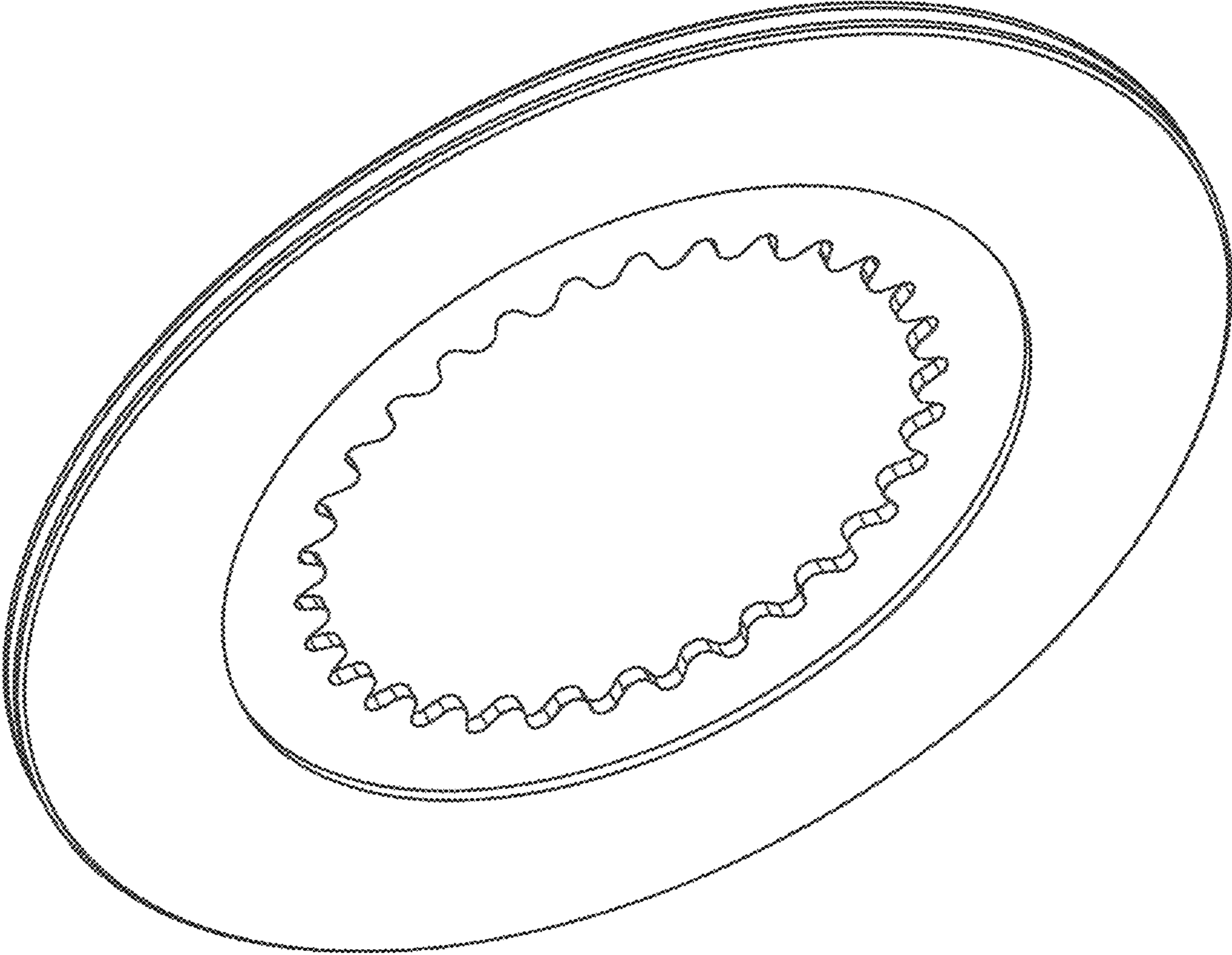


FIG. 1

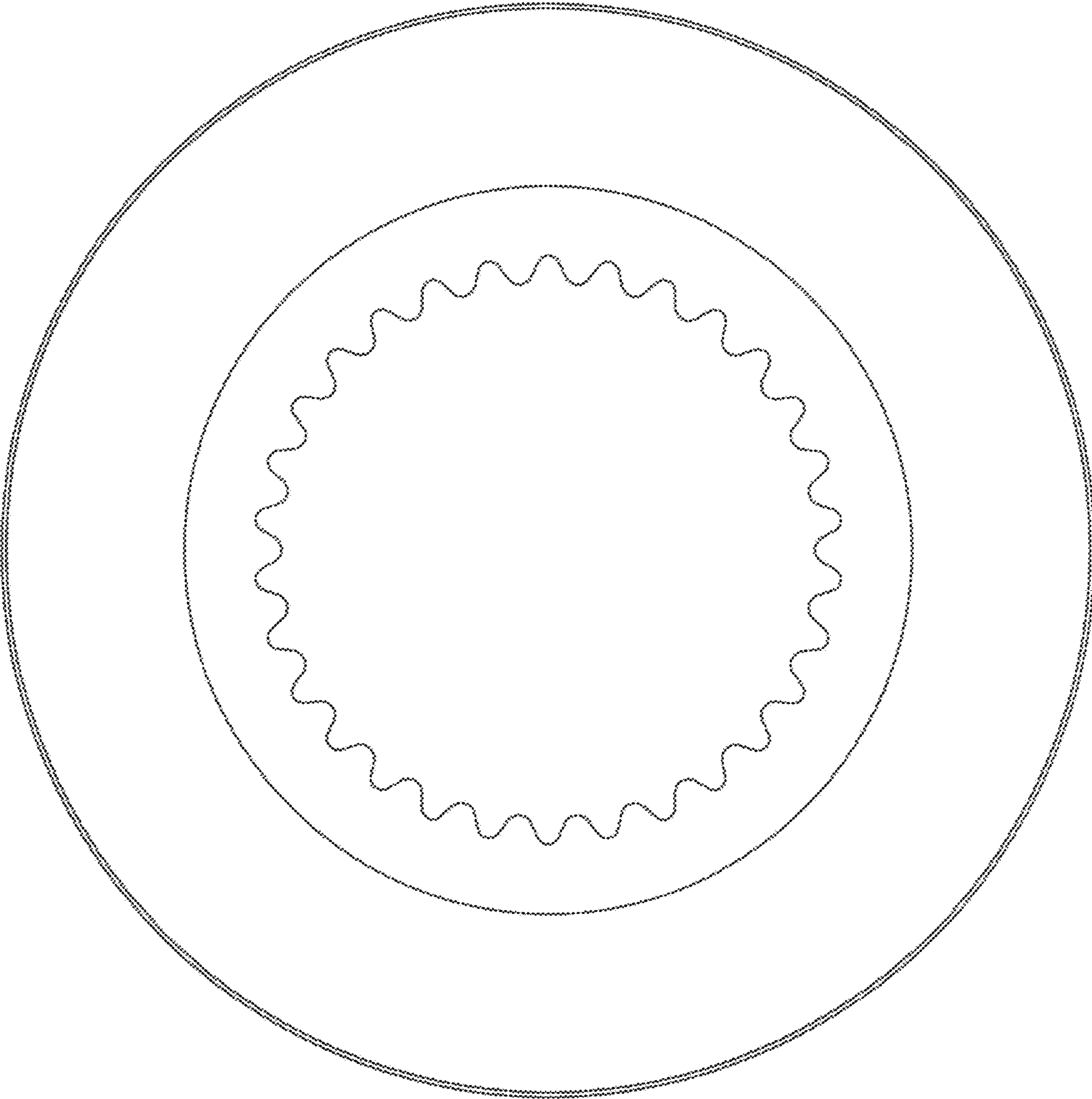


FIG. 2

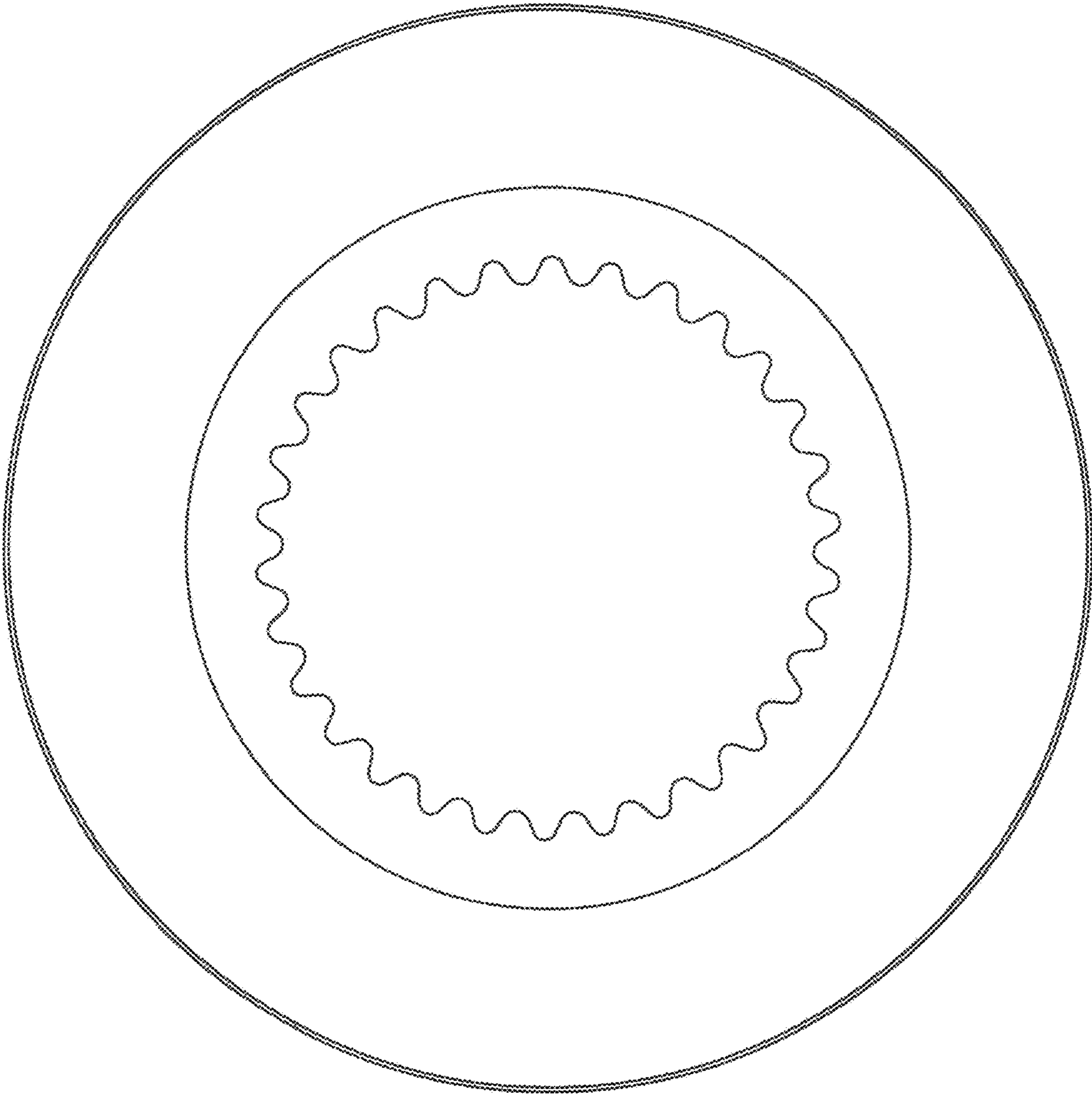


FIG. 3




FIG. 4




FIG. 5




FIG. 6

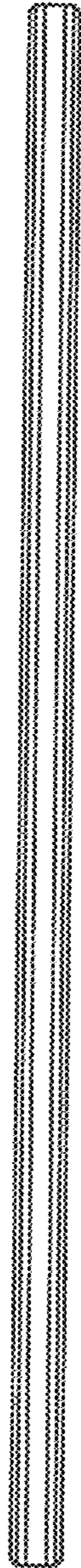


FIG. 7

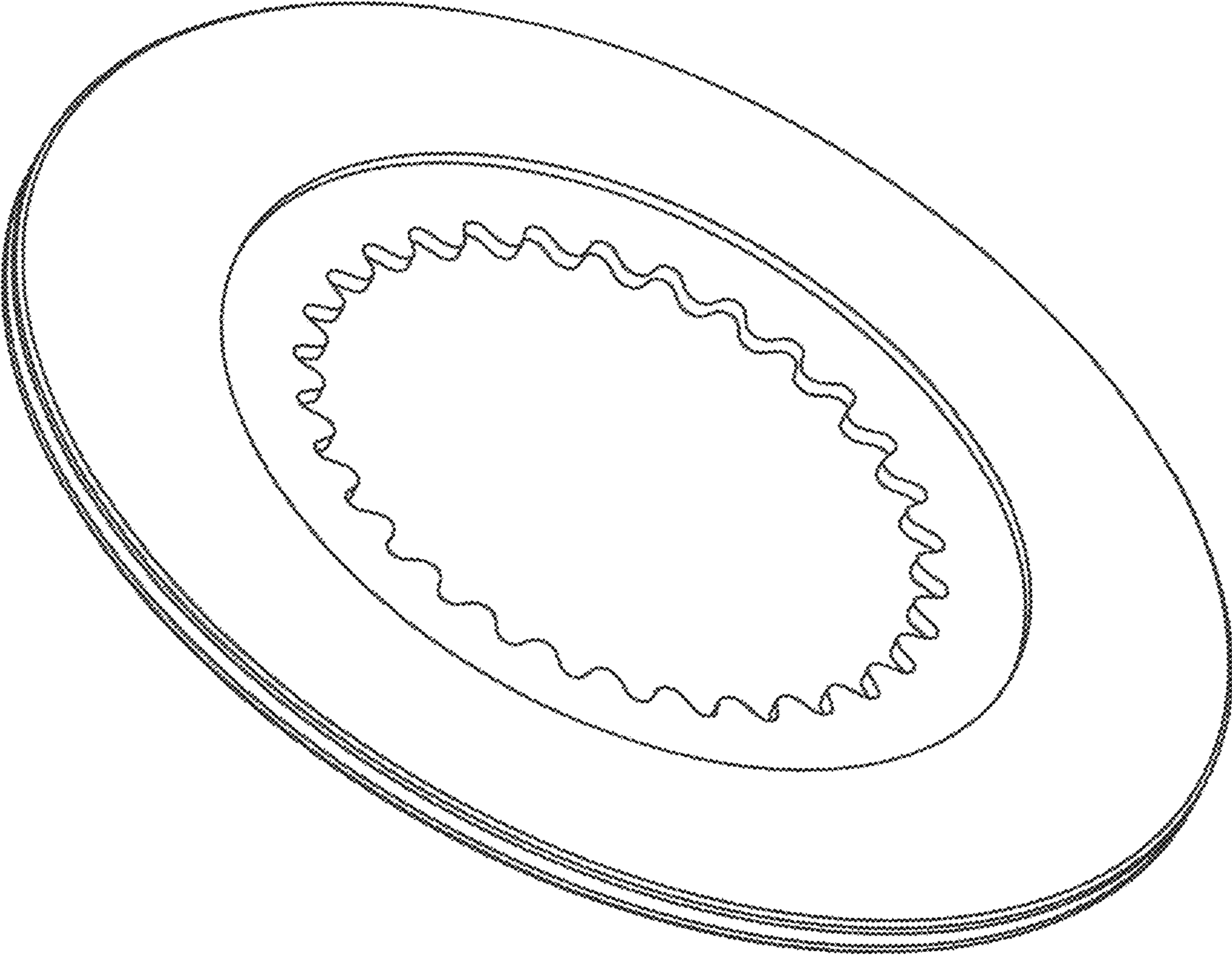


FIG. 8