



US00D889325S

(12) **United States Design Patent**
Geoppel et al.

(10) **Patent No.:** **US D889,325 S**

(45) **Date of Patent:** **** Jul. 7, 2020**

(54) **RADIATOR GRILLE FOR A VEHICLE**

(71) Applicant: **Bayerische Motoren Werke Aktiengesellschaft, Munich (DE)**

(72) Inventors: **Stefan Geoppel, Munich (DE); Florian Dieter Nissl, Haimhausen (DE)**

(73) Assignee: **Bayerische Motoren Werke Aktiengesellschaft, Munich (DE)**

(**) Term: **15 Years**

(21) Appl. No.: **29/683,544**

(22) Filed: **Mar. 14, 2019**

(30) **Foreign Application Priority Data**

Sep. 20, 2018 (DE) 40 2018 100 956

(51) **LOC (12) Cl.** **12-16**

(52) **U.S. Cl.**
USPC **D12/163**

(58) **Field of Classification Search**
USPC D12/163, 196, 86, 90-92, 169, 190, 98,
D12/164; 293/102, 113, 115, 117, 120,
293/193.11; 296/180.1, 180.2; 180/68.1,
180/68.6
CPC B60R 19/52; B60K 11/08; B62D 25/08;
B62B 9/16
See application file for complete search history.

(56) **References Cited**

U.S. PATENT DOCUMENTS

D758,926 S * 6/2016 Rugar D12/163
D758,928 S * 6/2016 Messale D12/163

D819,506 S * 6/2018 Han D12/163
D825,406 S * 8/2018 Gueler D12/163
D830,243 S * 10/2018 Gueler D12/163
D854,975 S * 7/2019 Messale D12/163
D854,976 S * 7/2019 Messale D12/163
D855,502 S * 8/2019 Behmer D12/163

FOREIGN PATENT DOCUMENTS

WO WO DM/093012 4/2017

* cited by examiner

Primary Examiner — Melody N Brown

(74) *Attorney, Agent, or Firm* — Crowell & Moring LLP

(57) **CLAIM**


The ornamental design for a radiator grille for a vehicle, as shown and described.

DESCRIPTION

This application contains subject matter related to the following co-pending U.S. design patent application: Application Ser. No. 29/683,543, filed herewith and entitled "Radiator Grille for a Vehicle".

FIG. 1 is a front view of a radiator grille for a vehicle according to the design;
FIG. 2 is a right, front perspective view thereof;
FIG. 3 is a left, bottom perspective view thereof;
FIG. 4 is a right side view thereof;
FIG. 5 is a left side view thereof;
FIG. 6 is a top view thereof;
FIG. 7 is a bottom view thereof; and,
FIG. 8 is a rear view thereof.

1 Claim, 8 Drawing Sheets



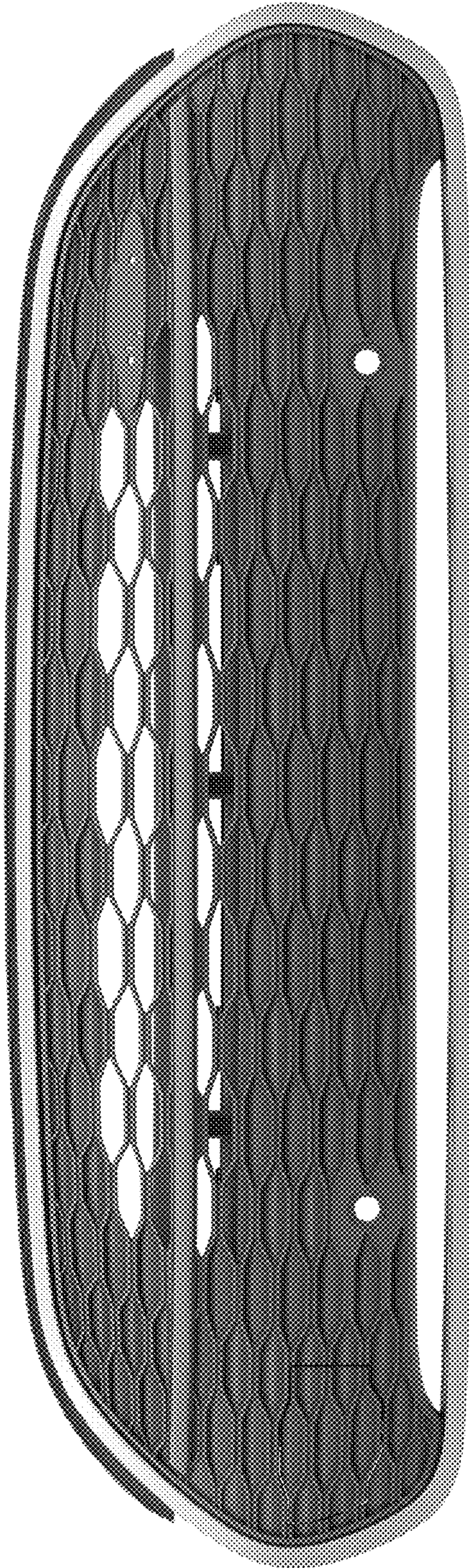


Fig. 1




Fig. 2

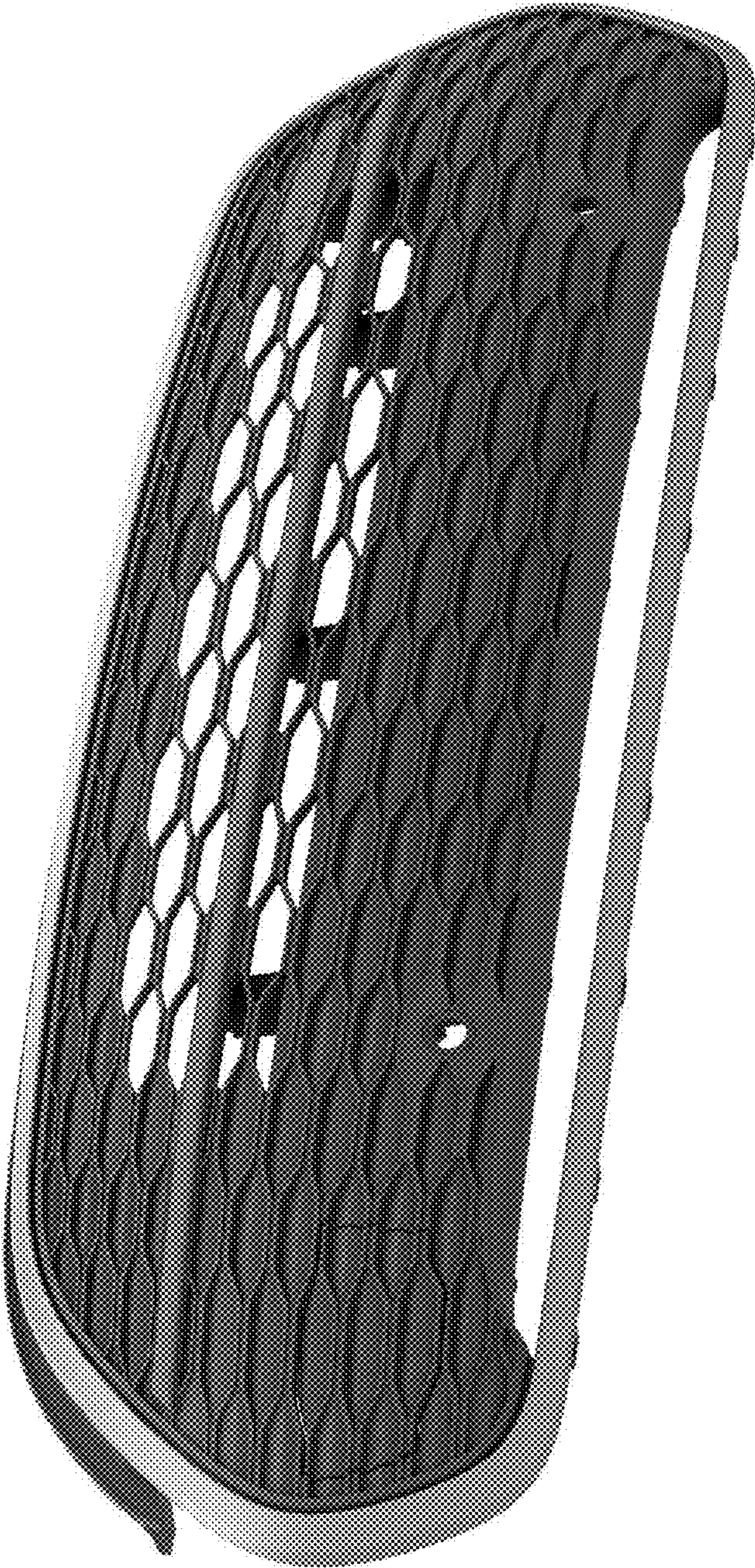


Fig. 3

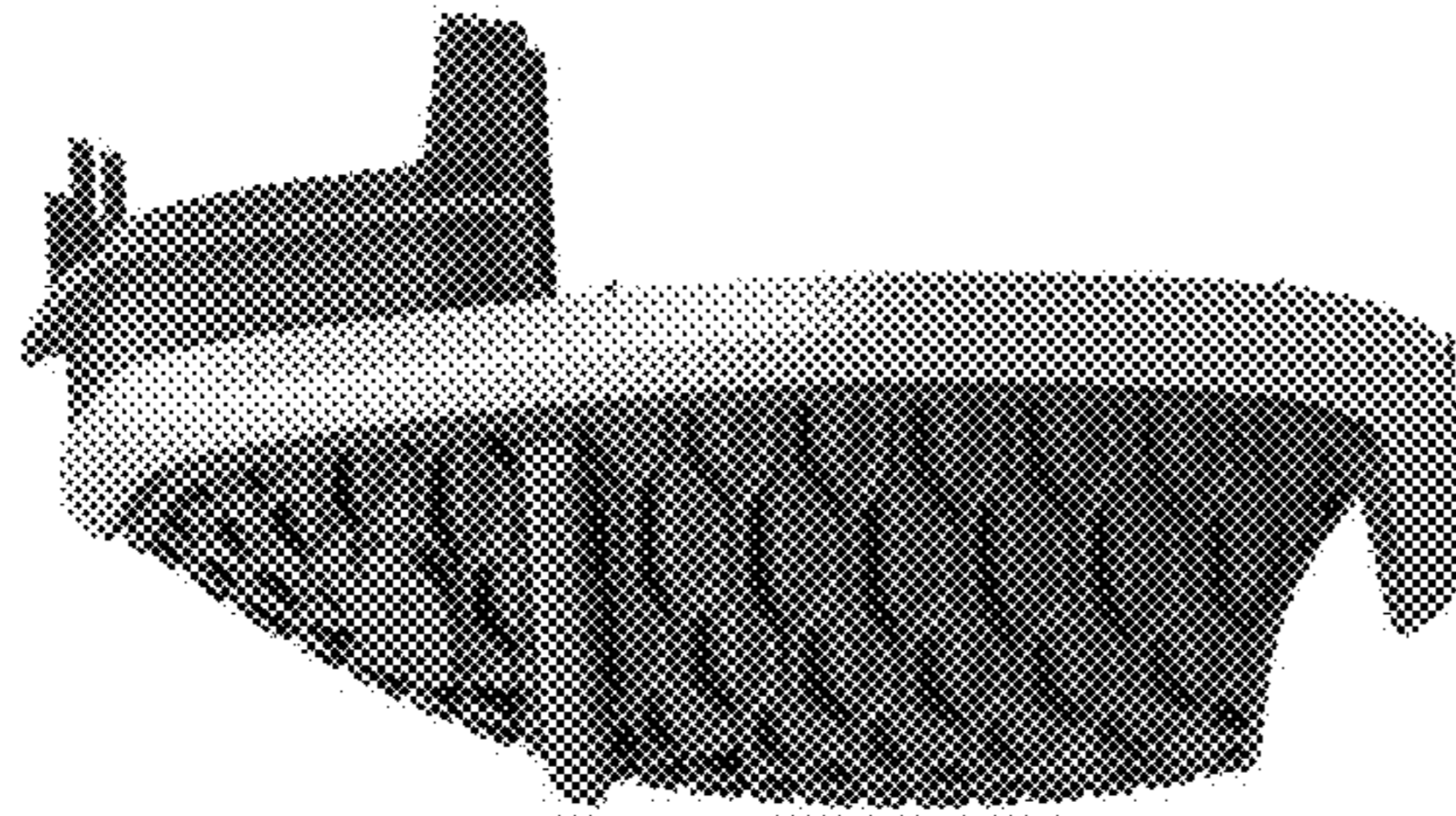


Fig. 4

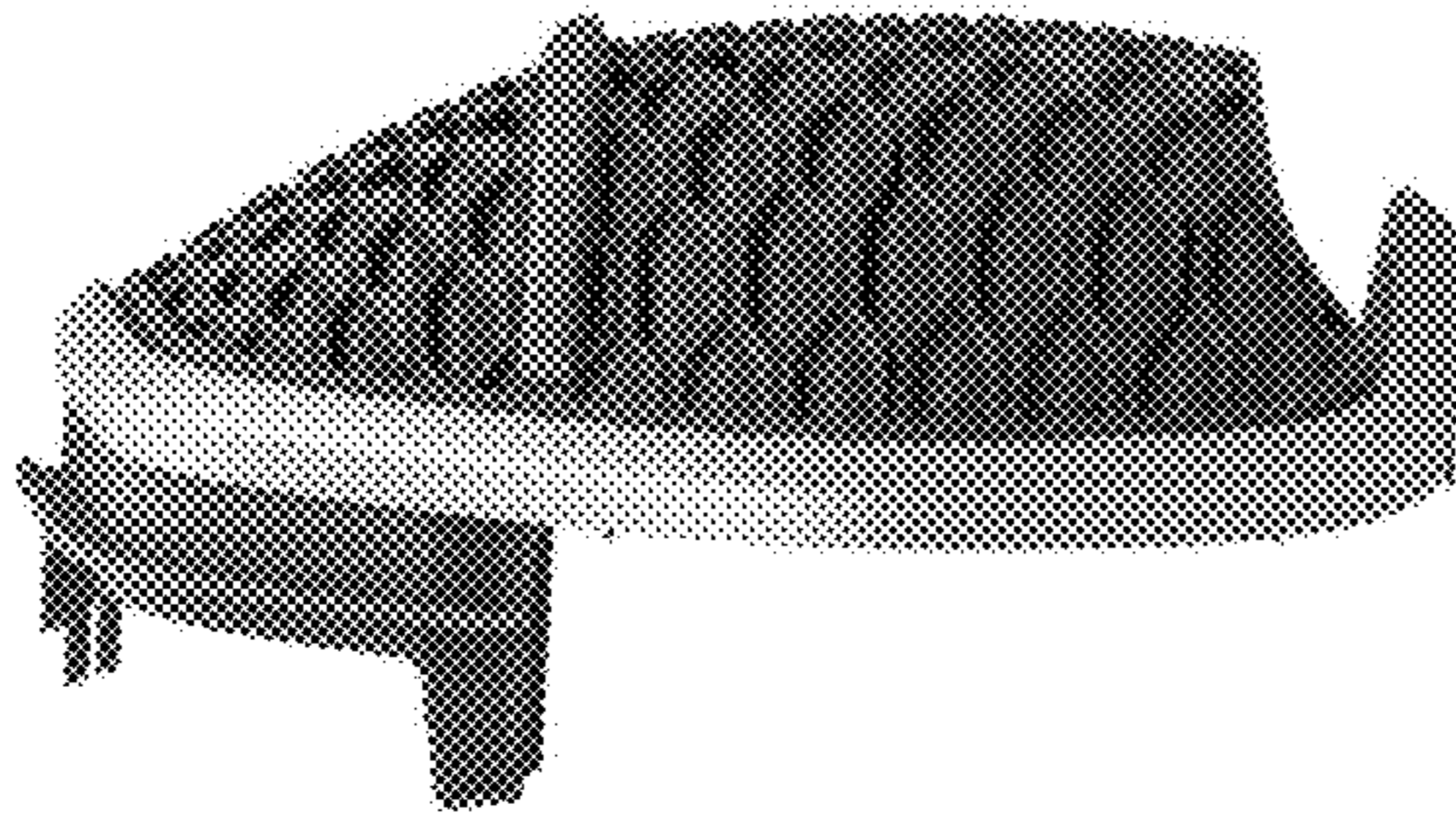


Fig. 5

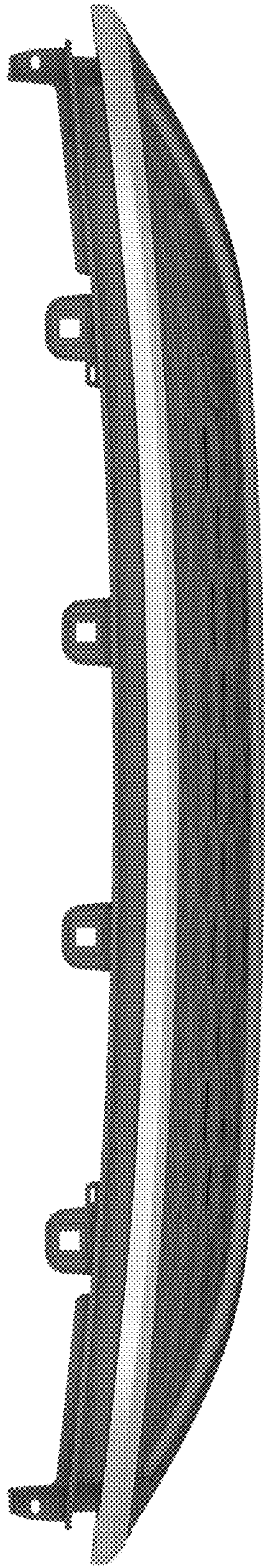


Fig. 6




Fig. 7




Fig. 8